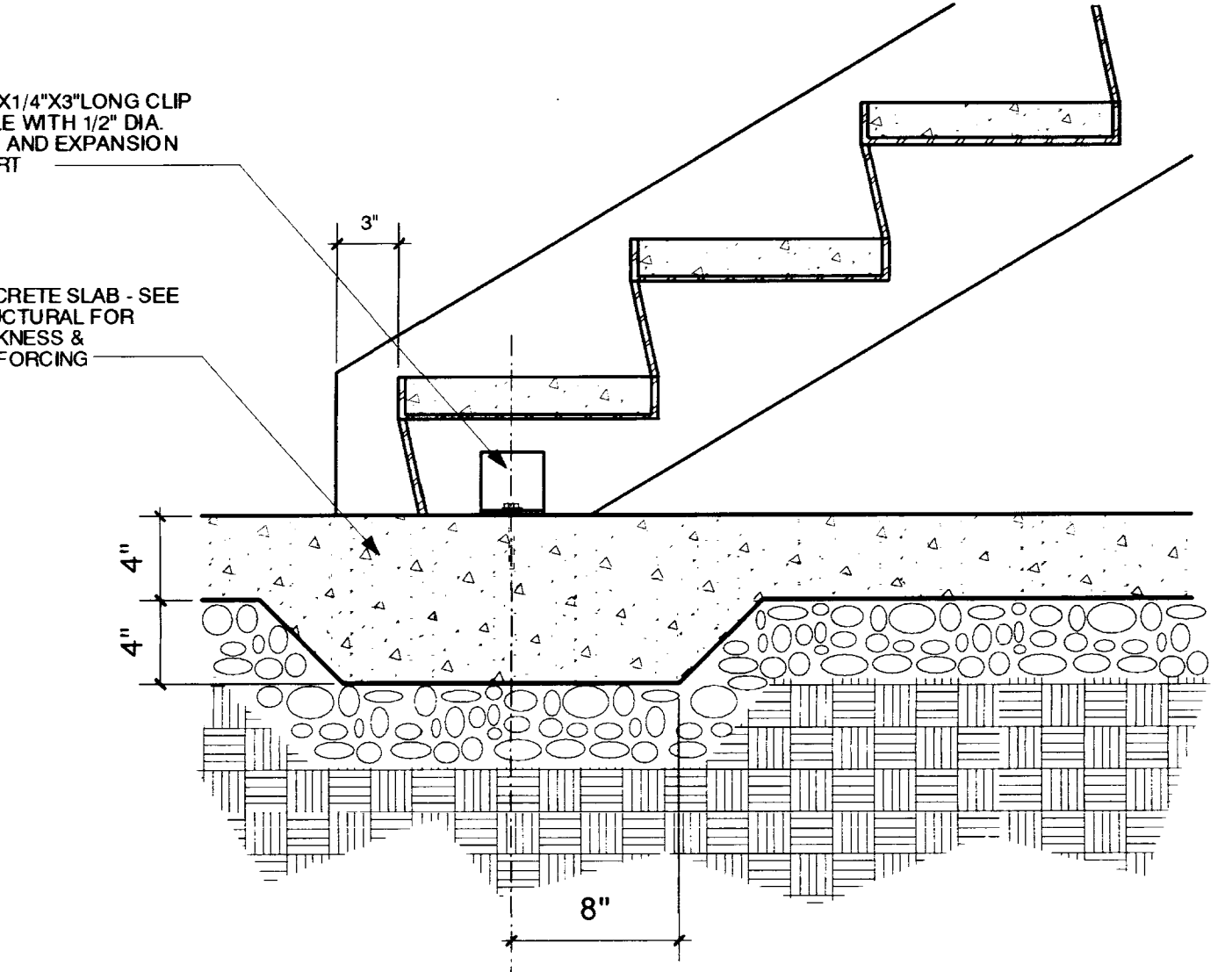


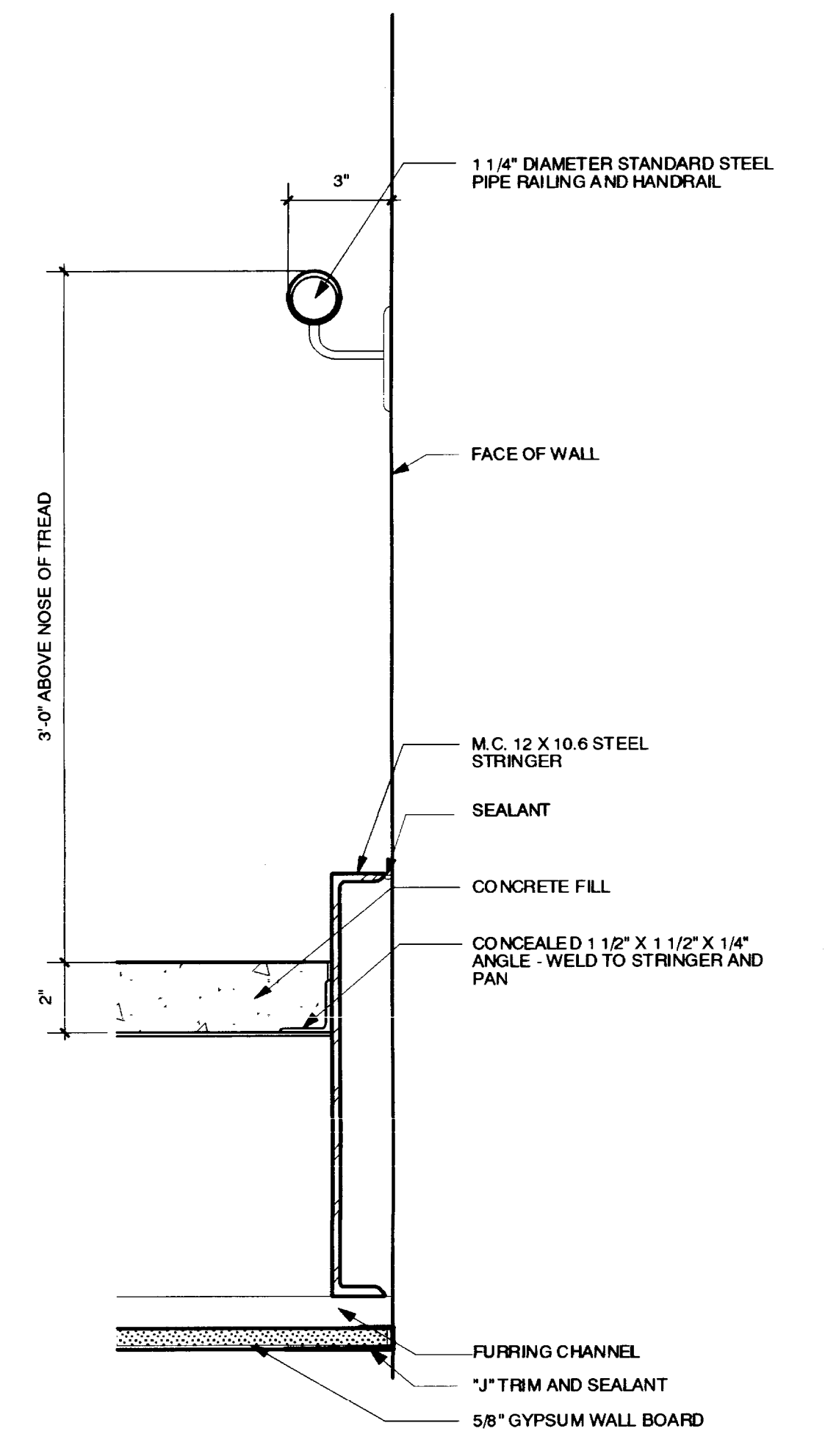
NOTE:
SEE WALL SECTIONS FOR TYPICAL NOTES REGARDING ROOF,
TRUSS, OVERHANG, AND WALL CONSTRUCTION

1
A-4.6
STAIR "#1" SECTION @ BUILDING 0504
3/4" = 1'-0"



2
A-4.6
SECTION
3" = 1'-0"




3
A-4.6
DETAIL
1 1/2" = 1'-0"



STAIR / WALL SECTION
JOB NO: 0913.00 Date: August, 2000 Drawn By: MKD Checked: JFW/GMW Revisions:
The Drawing and Data herein are the property of Omni Architects, Inc. Their reproduction or use in any form without the written consent of Omni Architects is prohibited.



Omni Architects
Architecture
Civil Engineering
Planning
Interior Design
211 University Ave., Suite 400
Lexington, KY 40507
(606) 252-6684 Fax: (606) 253-2559



Omni Architects

RECORD DRAWINGS
These record drawings have been prepared in accordance with the requirements of the Kentucky Board of Architecture and Professional Engineers. The Architect and the Engineer are not responsible for the accuracy of the information contained herein unless it has been incorporated into this document as a part of the record drawings.
DATE: 6-21-02
ARCHITECTS: #
DATE: #

A-4.6
43 C-3 21008