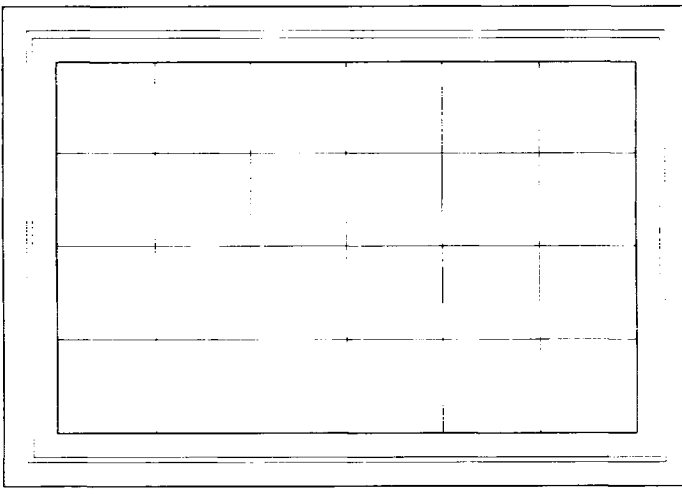


NOTE:
SEE WALL SECTIONS FOR TYPICAL NOTES REGARDING
ROOF, TRUSS, CEILING, AND WALL CONSTRUCTION

ROOF TRUSS BEARING




PROVIDE FIRE STOPPING AT JOINT BETWEEN TOP
OF WINDOW AND SURFACES OF CEILING
AND WALL

CORRIDOR
207

SECOND FLOOR

STAIR #2
112



CORRIDOR
108

FIRST FLOOR

STAIR #2
E08

POURED
CONCRETE WALL

BASEMENT FLOOR

1 TYP. STAIR "#2" SECTION
3/4" = 1'-0" NOTE: SECTION SHOWS @ BUILDING 604
/ BUILDING 606 SIMILAR

FRATERNITY HOUSE REPLACEMENT - PROJECT 1747.0

STAIR SECTION / WALL SECTION

UNIVERSITY OF KENTUCKY

LEXINGTON, KENTUCKY

A-4.4R


43 C-3 21006

Doc # 3101 Document 6-21-02 DATE

RECORD DRAWINGS

These record drawings have been prepared, in accordance with the University of Kentucky's policies and procedures. The University of Kentucky is not responsible for the accuracy of the information provided in this document. The University of Kentucky is not responsible for the accuracy of the information provided in this document. The University of Kentucky is not responsible for the accuracy of the information provided in this document.

Omni
Architects



Architecture
Civil Engineering
Planning
Interior Design
212 North Limestone Street
Lexington, KY 40507
(606) 253-2364 Fax: (606) 253-2369

Job No: 19713.00 Date: August, 2000 Drawn By: JFW Checked: JFW Revisions:

This Drawing and Design shall be used for the project of Omni Architects. The reproduction, copying or other use of this Drawing without the written consent of Omni Architects is prohibited.

