UK-STUDENT CENTER RENOVATION AND EXPANSION

Project Number: 2396.0

University of Kentucky
160 Avenue of Champions
Lexington, Kentucky 40506
Building #0676

Omni ARCHITECTS
212 N. Upper Street, Lexington, KY 40507-1001
www.omniarchitects.com
Contact: Michael Jacobs, Jeff Bennett, Erin Ruhl, David Stout

PERKINS + WILL
1315 Peachtree Street, Atlanta, Georgia 30309
www.perkinswill.com
Contact: Jeff Stebar, Eric Lankes, Katie Peterson

MESSER / JACOBS PROJECTS
Construction Manager
854 W. Main Street, Lexington, KY 40508
p 859.231.8199

CMTA
Security Consultant
10411 Meeting Street, Louisville, KY 40059
p 502.326.3085

BFMJ, INC.
Structural Engineers
620 East Euclid Avenue, Suite 300, Lexington, KY 40502
p 859.278.5050

DBA ACOUSTICS
Acoustical Consultants
3044 Bardstown Road #298, Louisville, KY 40205
p 502.212.9184

CARMAN
Landscape Architects
310 Old Vine Street, Suite 200, Lexington, KY 40502
p 859.254.9803

TIPTON ASSOCIATES
Food Service
449 Westmoreland Drive, Baton Rouge, LA 70806
p 225.387.0101

CMTA
Mechanical / Electrical Engineers
10411 Meeting Street, Prospect, KY 40059
p 502.326.3085

VERMEULENS
Cost Estimator
470 Atlantic Avenue, Fourth Floor, Boston, MA 02210
p 905.787.1880

VICINITY MAP

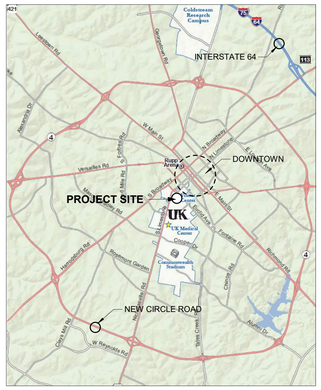

VICINITY MAP 2

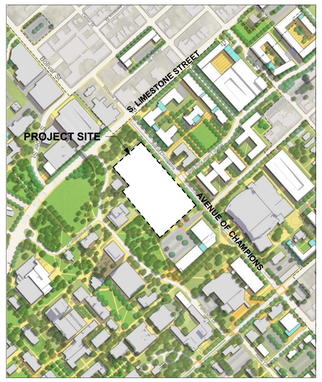

SCHEDULE OF DRAWINGS

ARCHITECTURE RECORD / SUPPLEMENTAL

RD006 RECORD DRAWING SUPPLEMENTAL DRAWINGS
RD007 RECORD DRAWING SUPPLEMENTAL DRAWINGS
RD008 RECORD DRAWING SUPPLEMENTAL DRAWINGS
RD009 RECORD DRAWING SUPPLEMENTAL DRAWINGS
RD010 RECORD DRAWING SUPPLEMENTAL DRAWINGS
RD011 RECORD DRAWING SUPPLEMENTAL DRAWINGS
RD012 RECORD DRAWING SUPPLEMENTAL DRAWINGS
RD013 RECORD DRAWING SUPPLEMENTAL DRAWINGS
RD014 RECORD DRAWING SUPPLEMENTAL DRAWINGS
RD015 RECORD DRAWING SUPPLEMENTAL DRAWINGS
RD016 RECORD DRAWING SUPPLEMENTAL DRAWINGS
RD017 RECORD DRAWING SUPPLEMENTAL DRAWINGS
RD018 RECORD DRAWING SUPPLEMENTAL DRAWINGS
RD019 RECORD DRAWING SUPPLEMENTAL DRAWINGS
RD020 RECORD DRAWING SUPPLEMENTAL DRAWINGS
RD021 RECORD DRAWING SUPPLEMENTAL DRAWINGS
RD022 RECORD DRAWING SUPPLEMENTAL DRAWINGS
RD023 RECORD DRAWING SUPPLEMENTAL DRAWINGS
RD024 RECORD DRAWING SUPPLEMENTAL DRAWINGS
RD025 RECORD DRAWING SUPPLEMENTAL DRAWINGS
RD026 RECORD DRAWING SUPPLEMENTAL DRAWINGS
RD027 RECORD DRAWING SUPPLEMENTAL DRAWINGS
RD028 RECORD DRAWING SUPPLEMENTAL DRAWINGS
RD029 RECORD DRAWING SUPPLEMENTAL DRAWINGS
RD030 RECORD DRAWING SUPPLEMENTAL DRAWINGS
RD031 RECORD DRAWING SUPPLEMENTAL DRAWINGS
RD032 RECORD DRAWING SUPPLEMENTAL DRAWINGS
RD033 RECORD DRAWING SUPPLEMENTAL DRAWINGS
RD034 RECORD DRAWING SUPPLEMENTAL DRAWINGS
RD035 RECORD DRAWING SUPPLEMENTAL DRAWINGS
RD036 RECORD DRAWING SUPPLEMENTAL DRAWINGS
RD037 RECORD DRAWING SUPPLEMENTAL DRAWINGS
RD038 RECORD DRAWING SUPPLEMENTAL DRAWINGS
RD039 RECORD DRAWING SUPPLEMENTAL DRAWINGS
RD040 RECORD DRAWING SUPPLEMENTAL DRAWINGS
RD041 RECORD DRAWING SUPPLEMENTAL DRAWINGS
RD042 RECORD DRAWING SUPPLEMENTAL DRAWINGS
RD043 RECORD DRAWING SUPPLEMENTAL DRAWINGS
RD044 RECORD DRAWING SUPPLEMENTAL DRAWINGS
RD045 RECORD DRAWING SUPPLEMENTAL DRAWINGS
RD046 RECORD DRAWING SUPPLEMENTAL DRAWINGS
RD047 RECORD DRAWING SUPPLEMENTAL DRAWINGS
RD048 RECORD DRAWING SUPPLEMENTAL DRAWINGS
RD049 RECORD DRAWING SUPPLEMENTAL DRAWINGS
RD050 RECORD DRAWING SUPPLEMENTAL DRAWINGS
RD051 RECORD DRAWING SUPPLEMENTAL DRAWINGS
RD052 RECORD DRAWING SUPPLEMENTAL DRAWINGS
RD053 RECORD DRAWING SUPPLEMENTAL DRAWINGS
RD054 RECORD DRAWING SUPPLEMENTAL DRAWINGS
RD055 RECORD DRAWING SUPPLEMENTAL DRAWINGS
RD056 RECORD DRAWING SUPPLEMENTAL DRAWINGS
RD057 RECORD DRAWING SUPPLEMENTAL DRAWINGS
RD058 RECORD DRAWING SUPPLEMENTAL DRAWINGS
RD059 RECORD DRAWING SUPPLEMENTAL DRAWINGS
RD060 RECORD DRAWING SUPPLEMENTAL DRAWINGS

FOOD SERVICE

FS1.1 OVERALL FIRST FLOOR PLAN
FS1.2 OVERALL SECOND FLOOR PLAN
FS1.3 OVERALL THIRD FLOOR PLAN
FS2.10 ENLARGED PLANS
FS2.11 ENLARGED PLANS
FS2.12 ENLARGED PLANS
FS3.1 ENLARGED MILLWORK PLANS
FS3.2 ENLARGED MILLWORK PLANS
FS3.3 ENLARGED MILLWORK PLANS
FS3.4 ENLARGED MILLWORK PLANS
FS3.5 ENLARGED MILLWORK PLANS
FS3.6 ENLARGED MILLWORK PLANS
FS3.7 ENLARGED MILLWORK PLANS
FS3.8 ENLARGED MILLWORK PLANS
FS4.0 ROOM FINISH SCHEDULE
FS4.1 INTERIOR ELEVATIONS
FS4.2 INTERIOR ELEVATIONS
FS4.3 INTERIOR ELEVATIONS
FS4.4 INTERIOR ELEVATIONS
FS4.5 INTERIOR ELEVATIONS
FS5.1 MILLWORK SECTIONS & DETAILS
FS5.2 MILLWORK SECTIONS & DETAILS
FS5.3 MILLWORK SECTIONS & DETAILS
FS5.4 MILLWORK SECTIONS & DETAILS
FS6.1 OVERALL FIRST FLOOR REFLECTED CEILING PLAN
FS6.2 OVERALL SECOND FLOOR REFLECTED CEILING PLAN
FS6.3 OVERALL THIRD FLOOR REFLECTED CEILING PLAN
FS6.10 ENLARGED REFLECTED CEILING PLANS
FS6.11 ENLARGED REFLECTED CEILING PLANS
FS6.12 ENLARGED REFLECTED CEILING PLANS
FS6.13 ENLARGED REFLECTED CEILING PLANS
FS6.20 ENLARGED REFLECTED CEILING PLANS
FS6.30 ENLARGED REFLECTED CEILING PLANS
FS7.1 ENLARGED LIGHTING PLAN
FS8.1 CEILING DETAILS
FS8.2 CEILING DETAILS
FS9.1 ENLARGED FINISH FLOOR PLAN
FS9.2 ENLARGED FINISH FLOOR PLAN
FS9.3 ENLARGED FINISH FLOOR PLAN
FS10.1 FOODSERVICE GENERAL NOTES, LEGENDS, SHEET INDEX
FS10.1.1 FOODSERVICE PLUMBING ROUGH-IN SCHEDULES
FS10.1.2 FOODSERVICE PLUMBING ROUGH-IN SCHEDULES
FS10.1.3 FOODSERVICE ELECTRICAL ROUGH-IN SCHEDULES
FS10.1.4 FOODSERVICE ELECTRICAL ROUGH-IN SCHEDULES
FS11.1 FOODSERVICE OVERALL – AYCE DINING EQUIPMENT PLAN
FS11.1.1 FOODSERVICE AYCE DINING EQUIPMENT PLAN – ENLARGED AREAS
FS11.1.2 FOODSERVICE AYCE DINING EQUIPMENT PLAN – ENLARGED AREAS
FS11.1.3 FOODSERVICE AYCE DINING EQUIPMENT PLAN – ENLARGED AREAS
FS11.1.4 FOODSERVICE CATERING KITCHEN EQUIPMENT PLAN
FS11.2 FOODSERVICE MAIN BALLROOM EQUIPMENT PLAN - NIC
FS11.3 FOODSERVICE HARRIS BALLROOM EQUIPMENT PLAN
FS12.1 FOODSERVICE PLUMBING ROUGH-IN PLAN – AYCE DINING
FS12.1.1 FOODSERVICE PLUMBING ROUGH-IN PLAN – AYCE DINING
FS12.1.2 FOODSERVICE PLUMBING ROUGH-IN PLAN – AYCE DINING
FS12.1.3 FOODSERVICE PLUMBING ROUGH-IN PLAN – AYCE DINING
FS12.1.4 FOODSERVICE PLUMBING ROUGH-IN PLAN – AYCE DINING
FS12.1.5 FOODSERVICE PLUMBING ROUGH-IN PLAN – AYCE DINING
FS12.1.6 FOODSERVICE PLUMBING ROUGH-IN PLAN – CATERING KITCHEN
FS12.1.7 FOODSERVICE PLUMBING ROUGH-IN PLAN – CATERING KITCHEN
FS12.2.1 FOODSERVICE PLUMBING ROUGH-IN PLAN – GRAND BALLROOM
FS12.2.2 FOODSERVICE PLUMBING ROUGH-IN PLAN – GRAND BALLROOM
FS12.3.1 FOODSERVICE PLUMBING ROUGH-IN PLAN – HARRIS BALLROOM - NIC
FS13.1 FOODSERVICE ELECTRICAL ROUGH-IN PLAN – AYCE DINING
FS13.1.1 FOODSERVICE ELECTRICAL ROUGH-IN PLAN – AYCE DINING
FS13.1.2 FOODSERVICE ELECTRICAL ROUGH-IN PLAN – AYCE DINING
FS13.1.3 FOODSERVICE ELECTRICAL ROUGH-IN PLAN – CATERING KITCHEN
FS13.2.1 FOODSERVICE ELECTRICAL ROUGH-IN PLAN – GRAND BALLROOM
FS13.3.1 FOODSERVICE ELECTRICAL ROUGH-IN PLAN – HARRIS BALLROOM - NIC
FS14.1 FOODSERVICE SPECIAL CONDITIONS PLAN – AYCE DINING
FS14.1.1 FOODSERVICE SPECIAL CONDITIONS PLAN – AYCE DINING
FS14.1.2 FOODSERVICE SPECIAL CONDITIONS PLAN – AYCE DINING
FS14.1.3 FOODSERVICE SPECIAL CONDITIONS PLAN – AYCE DINING SODA LINES
FS14.1.4 FOODSERVICE SPECIAL CONDITIONS PLAN – CATERING KITCHEN
FS14.2.1 FOODSERVICE SPECIAL CONDITIONS PLAN – GRAND BALLROOM
FS14.3.1 FOODSERVICE SPECIAL CONDITIONS PLAN – HARRIS BALLROOM - NIC
FS15.1 FOODSERVICE DETAILS

AUNTIE ANNE'S
FS100 EQUIPMENT SCHEDULE
FS101 AUNTIE ANNE'S MILLWORK PLANS
FS102 AUNTIE ANNE'S ENLARGED PLAN
FS103 AUNTIE ANNE'S ENLARGED RCP

CHICK-FIL-A
FS200 PERSPECTIVE VIEW
FS201 EQUIPMENT PLAN
FS202 REFERENCE & DIMENSION PLANS
FS203 ELECTRICAL & PLUMBING ROUGH-IN PLANS
FS204 FLOOR FINISH & REFLECTED CEILING PLANS
FS205 EQUIPMENT SCHEDULE
FS206 EQUIPMENT SCHEDULE
FS207 OVERALL PLAN

PANDA EXPRESS
FS300 TITLE SHEET
FS301 KITCHEN PLAN
FS302 EQUIPMENT SCHEDULE
FS303 PLUMBING PLAN
FS304 FLOOR PLAN
FS305 FINISH FLOOR PLAN
FS306 REFLECTED CEILING PLAN
FS309 INTERIOR ELEVATIONS
FS310 INTERIOR ELEVATIONS
FS311 INTERIOR ELEVATIONS
FS312 INTERIOR ELEVATIONS
FS313 INTERIOR ELEVATIONS
FS314 ARCHITECTURAL DETAILS
FS315 ARCHITECTURAL DETAILS
FS316 ARCHITECTURAL DETAILS

SUBWAY
FS400 METRO DECOR BACK-UP SHEET
FS401 FURNITURE AND EQUIPMENT PLAN
FS402 EQUIPMENT BACK-UP SHEET
FS403 METRO DECOR BACK-UP SHEET
FS404 ELECTRIC AND DIMENSION PLAN
FS405 EQUIPMENT BACK-UP SHEET
FS406 WALL FINISH PLAN

WILDCAT PANTRY
FS500 FLOOR PLAN
FS501 EQUIPMENT PLAN
FS502 EQUIPMENT SCHEDULE
FS503 FIXTURE, SIGNAGE & MILLWORK PLAN
FS504 MILLWORK & FIXTURE SCHEDULE
FS505 ACCENT LIGHTING PLAN
FS506 SIGNAGE, VALANCE, HALO, FLOORING, FINISH & LIGHTING SCHEDULE
FS507 FLOORING & FINISH PLAN
FS508 EXISTING / RELOCATED ITEMS SCHEDULE
FS509 TYPICAL VALENCE & HALO HEIGHTS
FS510 AS BUILT DIMENSION REQUEST

3

VOL. 3 of 4

VOL 1: DEMO, SITE, STRUCTURAL
VOL 2: ARCHITECTURE
VOL 3: FOOD SERVICE
VOL 4: MEP, FIRE PROTECTION

MICHAEL W. JACOBS
NO. 2368
COMMONWEALTH OF KENTUCKY
LICENSED ARCHITECT

212 North Upper Street
Lexington, Kentucky 40507
p 859.252.6064
www.omniarchitects.com
Omni ARCHITECTS

NOVEMBER 2019 RECORD DRAWINGS

UK - STUDENT CENTER RENOVATION & EXPANSION

University of Kentucky, Lexington, Kentucky

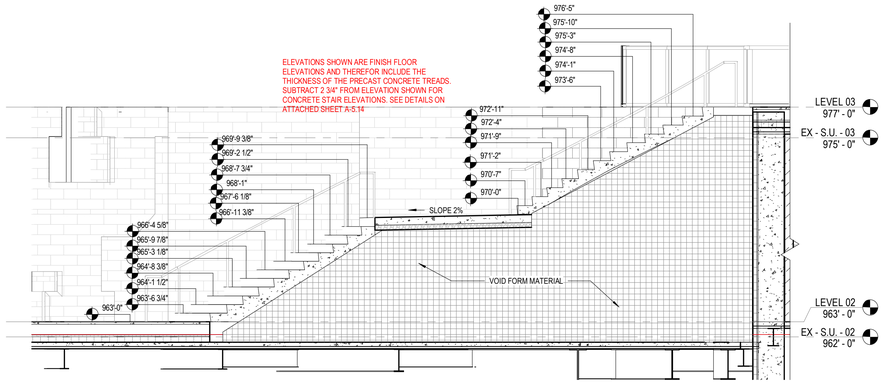

1 RD001 RFI 905 UK STAIR - SECTION 1 - REF DRAWING 8/A-5.14
1/4" = 1'-0"

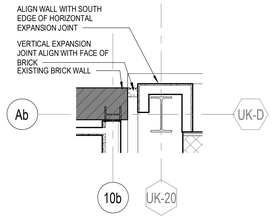

2 RD001 RFI 1050.1 LEVEL 2 EXPANSION JOINT DETAIL AT ELEVATOR G
1/2" = 1'-0"

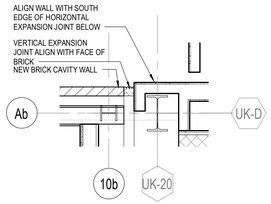

3 RD001 RFI 1050.1 LEVEL 3 EXPANSION JOINT DETAIL AT ELEVATOR G
1/2" = 1'-0"

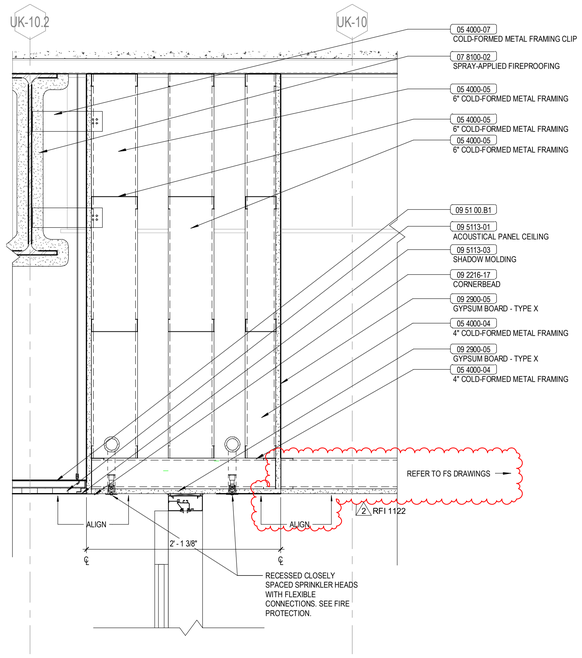

4 RD001 RFI 1122.1 SOFFIT AT AYCE DINING ENTRY - REF DETAIL
2/6.15
1 1/2" = 1'-0"

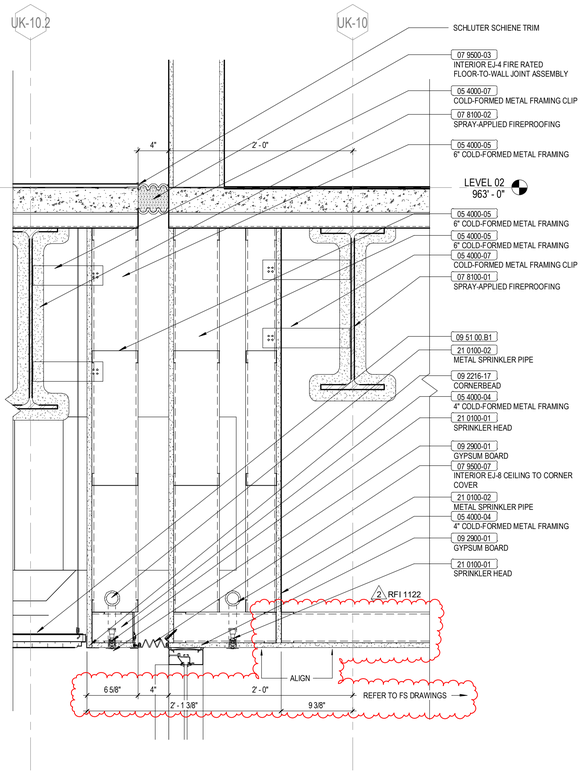

5 RD001 RFI 1122.2 CEILING DETAIL - REF DETAIL 6/A-6.22
1 1/2" = 1'-0"

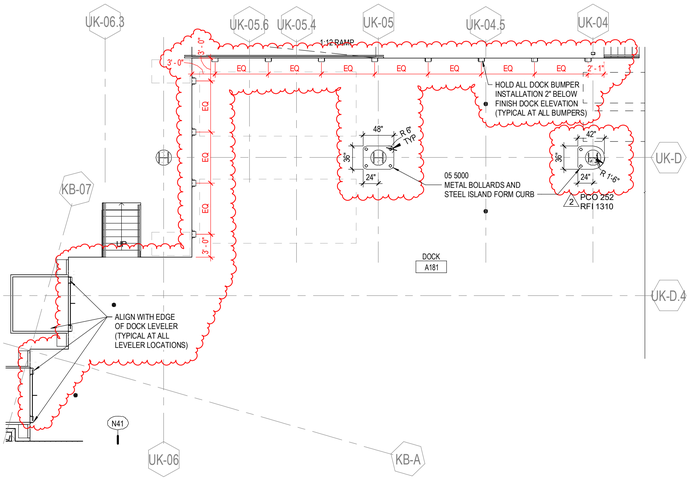

6 RD001 RF1 1310 REF# 1/A-1.1e - LEVEL 01 PLAN - AREA E
1/8" = 1'-0"

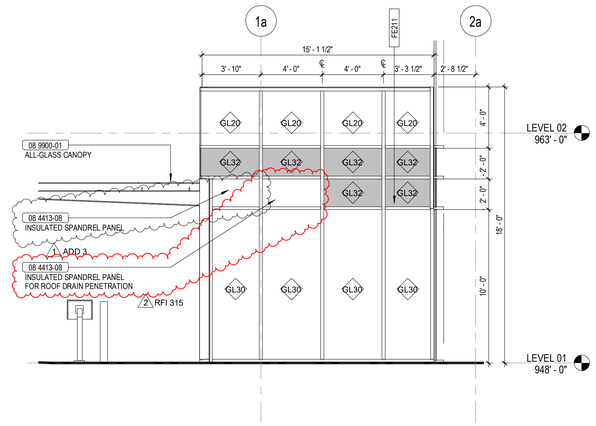

7 RD001 RFI 315 PARTIAL SOUTH ELEVATION, REF. DRAWING
5/A-2.22
1/4" = 1'-0"

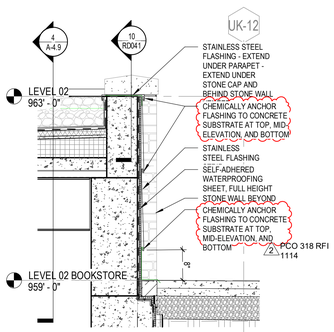

8 RD001 RFI 1114 / PCO 318 WALL SECTION AT SITE WALL AREA C - REF PCO 318
3/4" = 1'-0"

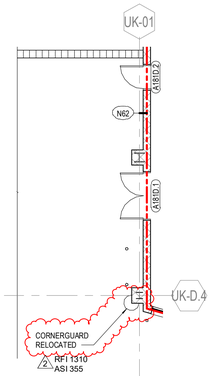

9 RD001 RFI 1310 / ASI 355 ENLARGED PLAN
1/8" = 1'-0"

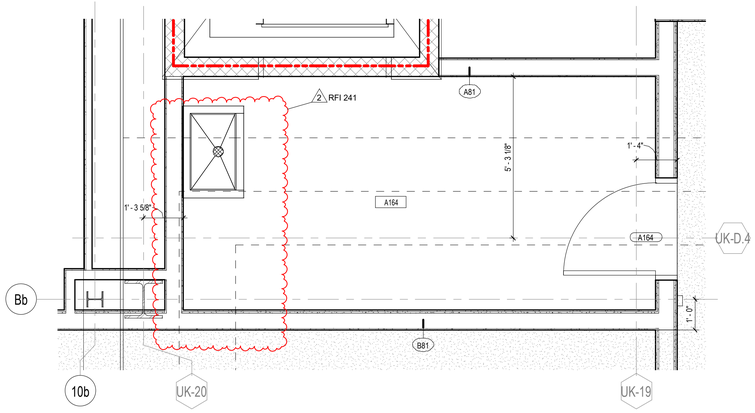

10 RD001 RFI 241 ENLARGED LEVEL 01 DIMENSION PLAN - AREA B (948'-0") RFI 241
1/2" = 1'-0"

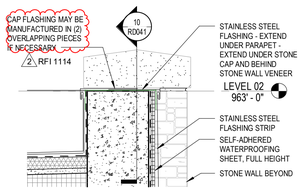

11 RD001 RFI 1114 FLASHING DETAIL - REF PCO 318
1 1/2" = 1'-0"

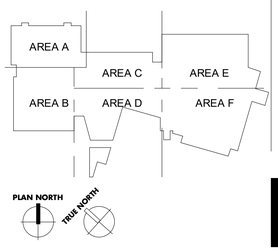

UK - STUDENT CENTER RENOVATION AND EXPANSION BP#3 Lexington, Kentucky

RECORD DRAWING SUPPLEMENTAL DRAWINGS

RECORD DRAWINGS

RD001

Job Number: 1404.00 | 09/25/19 | Drawn By: Author | Checked By: Checker | Revision: 2

No.	Description	Date
1	Addenda	Dec. 2015
2	RFI, ASI, PCO, CO	2016-2018

RECORD DOCUMENTS
These Record Documents have been prepared based on information provided by others. The Contractor is responsible for verified the accuracy and/or completeness of this information and shall not be responsible for any errors or omissions that may be incorporated as a result of reliance on information provided by others.

Omni ARCHITECTS
November 2019
DATE

PERKINS + WILL
1315 Peachtree Street
Atlanta, Georgia 30309
p. 404.837.2300
www.perkinswill.com

Omni ARCHITECTS
212 North Upper Street
Lexington, Kentucky 40507
p. 859.252.0664
www.omniarchitects.com

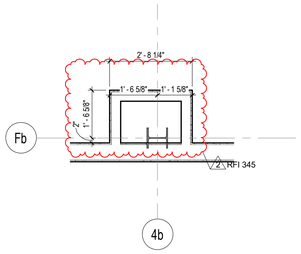

1 RD002 RFI 345 ENLARGED LEVEL 02 DIMENSION PLAN - AREA B (963'-0") - RFI 345
1/2" = 1'-0"

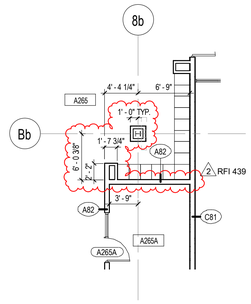

2 RD002 RFI 439 ENLARGED LEVEL 02 DIMENSION PLAN - AREA B - REF. SHEET A-1.2b-d
1/8" = 1'-0"

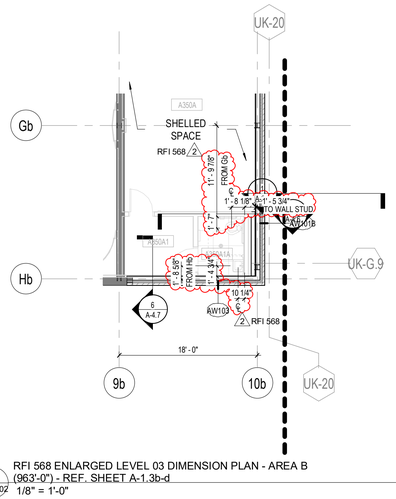

3 RD002 RFI 568 ENLARGED LEVEL 03 DIMENSION PLAN - AREA B (963'-0") - REF. SHEET A-1.3b-d
1/8" = 1'-0"

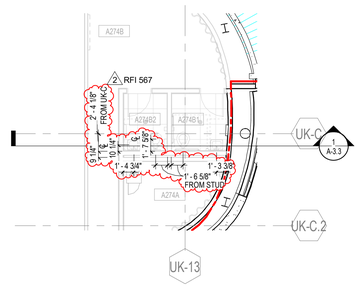

4 RD002 RFI 567 ENLARGED LEVEL 02 DIMENSION PLAN - AREA C (963'-0") - REF. SHEET A-1.3c-d
1/8" = 1'-0"

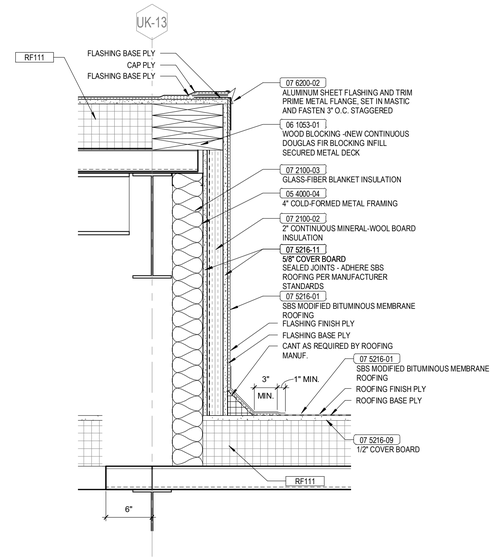

5 RD002 RFI 673.1 ROOF SECTION Copy 1
1 1/2" = 1'-0"

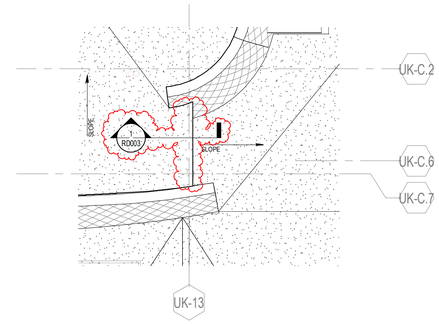

6 RD002 RFI 673 ROOF FLOOR PLAN
1/8" = 1'-0"

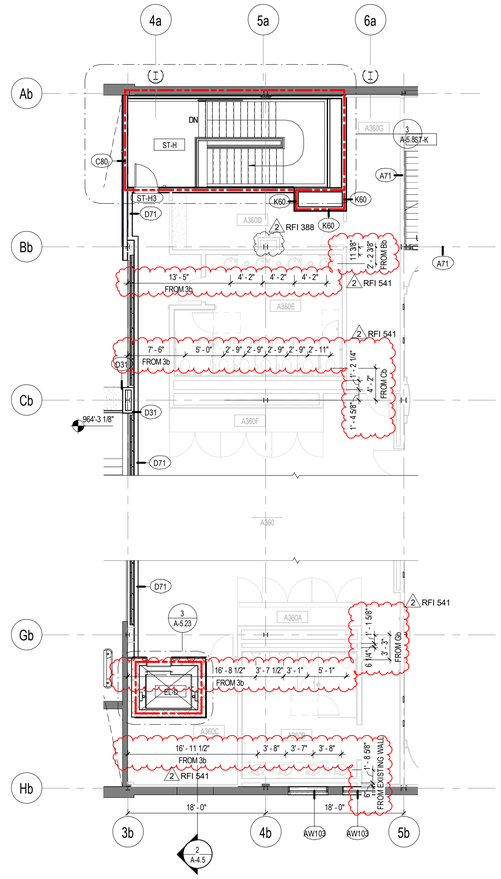

7 RD002 RFI 541 ENLARGED LEVEL 03 DIMENSION PLAN - AREA B - REF. SHEET A-1.3b-d
1/8" = 1'-0"

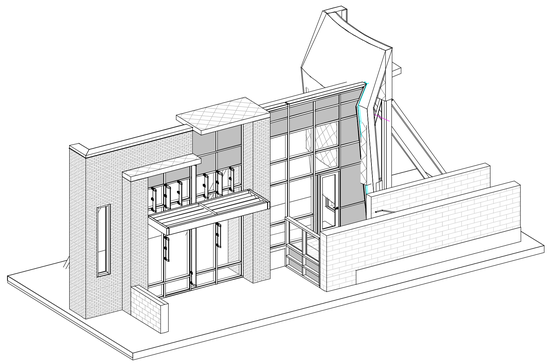

8 RD002 RFI 379.1 3D View - Mock Up Wall

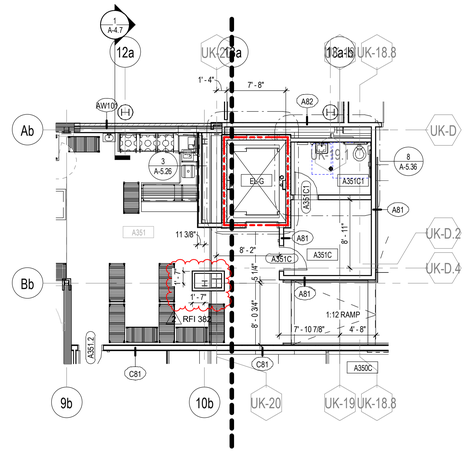

9 RD002 RFI 382 ENLARGED LEVEL 03 DIMENSION PLAN - AREA B - REF SHEET A-1.3b-d
1/8" = 1'-0"

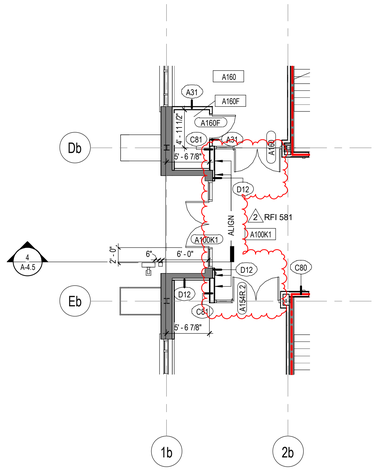

10 RD002 RFI 581 ENLARGED LEVEL 01 DIMENSION PLAN - AREA B (946'-0") RFI 581
1/8" = 1'-0"

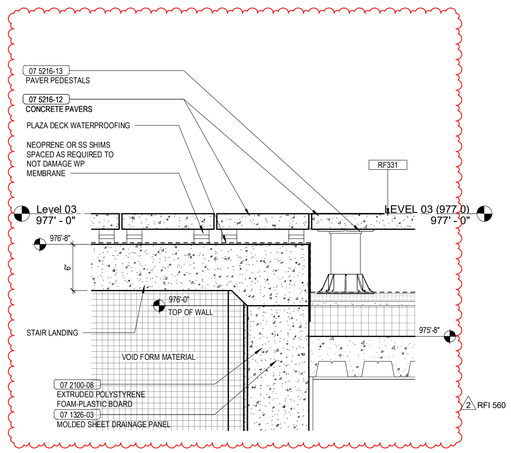

11 RD002 RFI 560 UK STAIR - PAVER TRANSITION AT STAIR LANDING
1 1/2" = 1'-0"

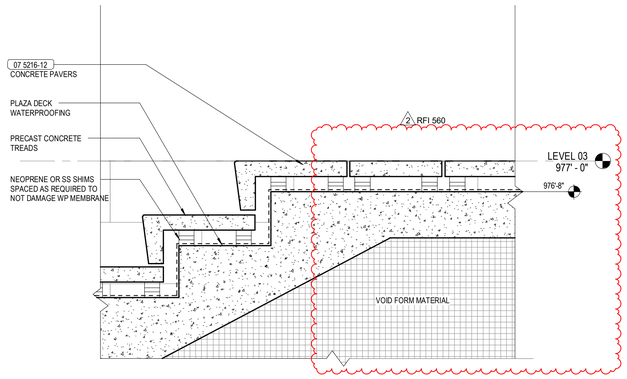

12 RD002 RFI 560 UK- STAIR SECTION 3 - REF DRAWING 2/A-5.14
1 1/2" = 1'-0"

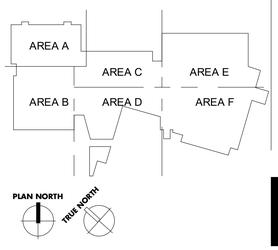

UK - STUDENT CENTER RENOVATION AND EXPANSION BP#3 Lexington, Kentucky

RECORD DRAWING SUPPLEMENTAL DRAWINGS

RECORD DRAWINGS

RD002

Job Number: 1404.00 | 09/25/19 | Drawn By: Author | Checked By: Checker | Revision: 2

No.	Description	Date
2	RFI, ASI, PCO, CO	2016-2018

RECORD DOCUMENTS
These Record Documents have been prepared based on information provided by others. The contractor shall verified the accuracy and/or completeness of this information and shall not be responsible for any errors or omissions that may be incorporated as a result of reliance on information provided by others.
Omni ARCHITECTS
November 2019
DATE

PERKINS + WILL
1315 Peachtree Street
Atlanta, Georgia 30309
p.404.837.2300
www.perkinswill.com

Omni ARCHITECTS
212 North Upper Street
Lexington, Kentucky 40507
p. 859.252.6664
www.omniarchitects.com

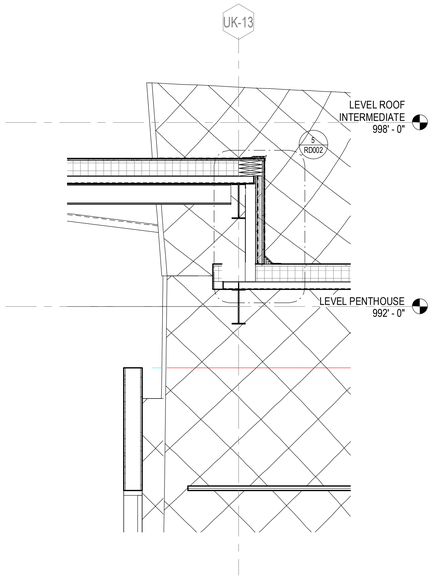

1 RD003 RFI 673.2 ROOF SECTION
1/2" = 1'-0"

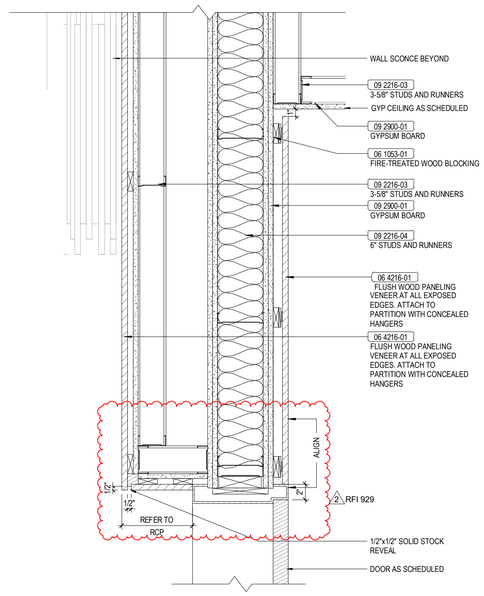

2 RD003 RFI 929.2 BALLROOM WOOD SOFFIT 1 - REF DRAWING 3/A-6.15
1 1/2" = 1'-0"

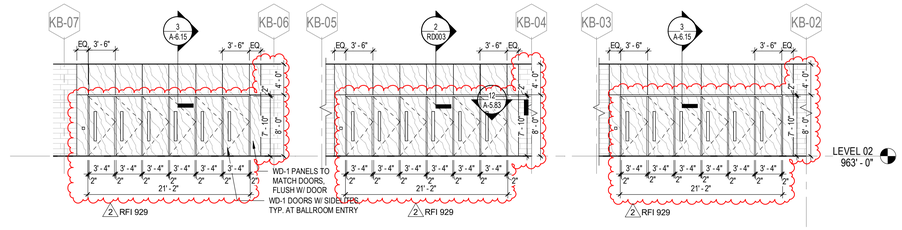

3 RD003 929.1 PRE-FUNCTION/LOUNGE A212D - N ELEV - REF DRAWING 2/A-5.55
1/8" = 1'-0"

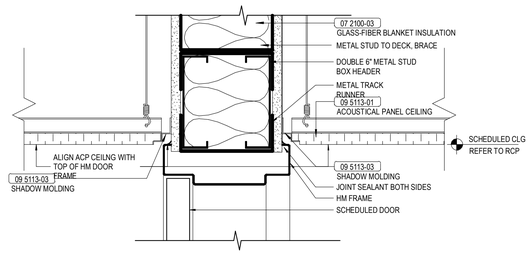

4 RD003 RFI 843 HEAD DETAIL @ TYP. RATED/NON-RATED DOORS AT ACP CEILING - AREA B
3" = 1'-0"

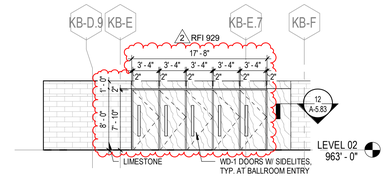

5 RD003 RFI 929.1 CIRC A200 - E2 ELEV - REF DRAWING 4/A-5.55
1/8" = 1'-0"

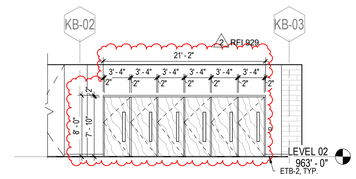

9 RD003 RFI 929.1 MULTIPURPOSE NORTH ENTRY A212 - S ELEV - REF DRAWING 2/A-5.56
1/8" = 1'-0"

6 RD003 RFI 766 SECTION DETAIL
1/2" = 1'-0"

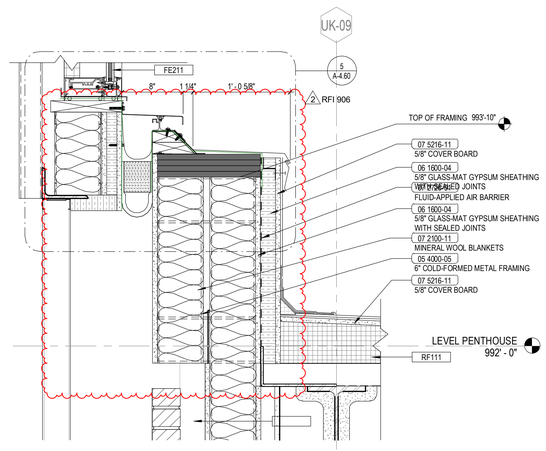

7 RD003 RFI 906.1 SECTION DETAIL - EJ 1 ROOF REF 2/A-4.60
1 1/2" = 1'-0"

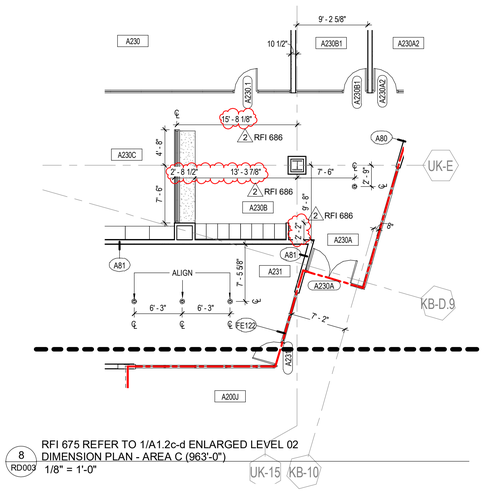

8 RD003 RFI 675 REFER TO 1/A1.2c-d ENLARGED LEVEL 02 DIMENSION PLAN - AREA C (963'-0")
1/8" = 1'-0"

10 RD003 RFI 740 WALL SECTION - AREA E - REF SHEET A-4.13
1/2" = 1'-0"

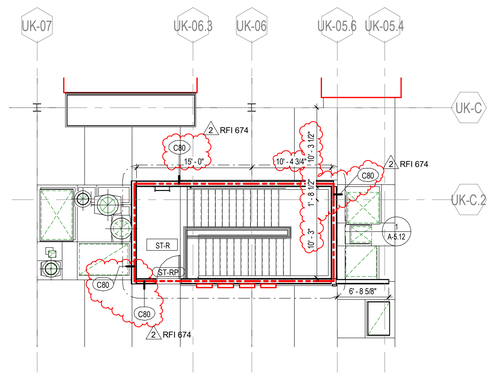

11 RD003 RFI 674 REF TO 1/A-1.4e-d ENLARGED LEVEL PENTHOUSE DIMENSION PLAN - AREA E (992'-0")
1/8" = 1'-0"

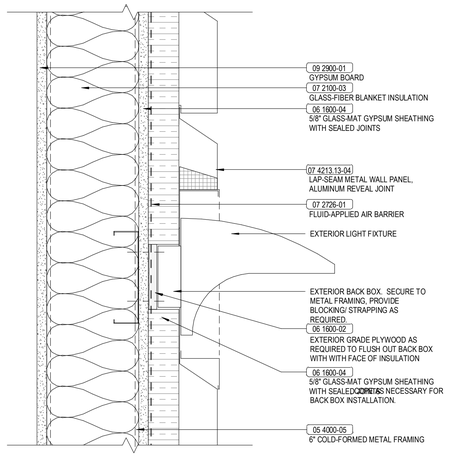

12 RD003 RFI 775.1 WALL RECESS PENETRATION
3" = 1'-0"

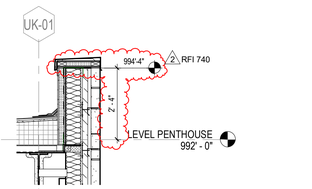

13 RD003 RFI 740 WALL SECTION - AREA E- REF SHEET A-4.13
1/2" = 1'-0"

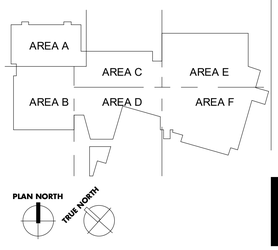

UK - STUDENT CENTER RENOVATION AND EXPANSION BP#3 Lexington, Kentucky

RECORD DRAWING SUPPLEMENTAL DRAWINGS

RECORD DRAWINGS

RD003

Job Number: 1404.00 | 09/25/19 | Drawn By: Author | Checked By: Checker | Revision: 2

No.	Description	Date
2	RFI, ASI, PCO, CO	2016-2018

RECORD DOCUMENTS
These Record Documents have been prepared based on information provided by others. The contractor shall verified the accuracy and/or completeness of this information and shall not be responsible for any errors or omissions that may be incorporated as a result of reliance on information provided by others.
November 2019
DATE

Omni ARCHITECTS
212 North Upper Street
Lexington, Kentucky 40507
p. 859.252.6664
www.omniarchitects.com

PERKINS + WILL
1315 Peachtree Street
Atlanta, Georgia 30309
p.404.837.2300
www.perkinswill.com

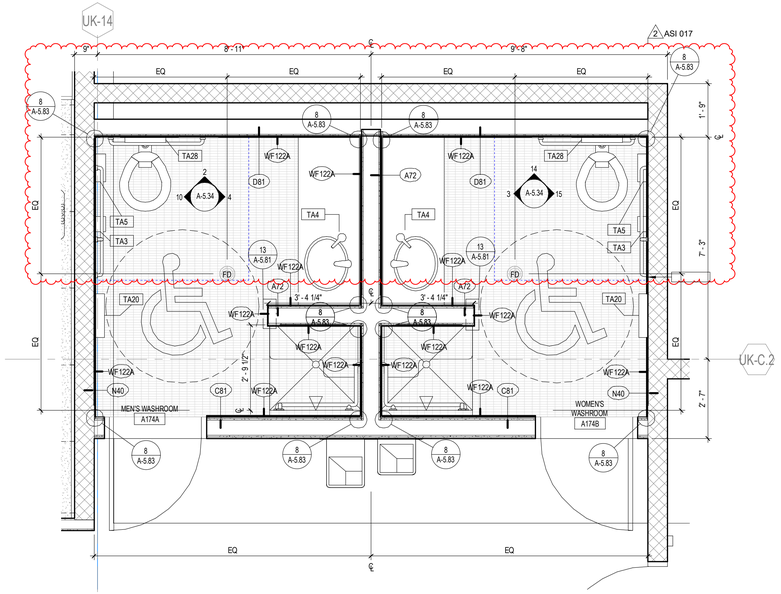

1 RD004 MEN WASHROOM A174A & WOMEN WASHROOM A174B - ENLARGED FLOOR PLAN
1/2" = 1'-0"

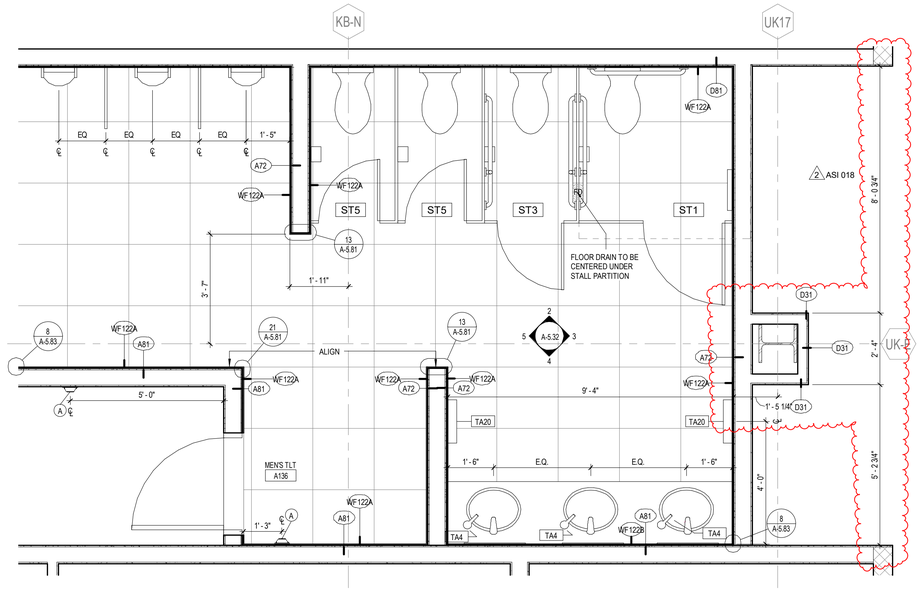

2 RD004 MEN TLT A136/WOMEN TLT A137 - ENLARGED FLOOR PLAN
1/2" = 1'-0"

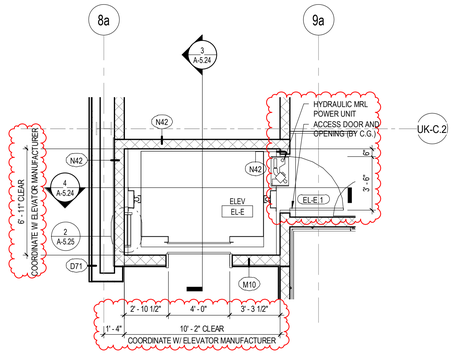

6 RD004 EL-E - LEVEL 01 - REF. 1/A-5.24
1/4" = 1'-0"

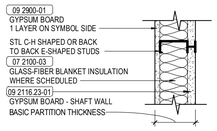

J

	J1_	STC	J2_	STC	J3_	STC	J4_	STC	J5_	STC	J6_	STC
1-HR RATED SHAFT WALL	J10	36	J20	45	J30	38	J40	47	J50	40	J60	48
STUD SIZE	2 1/2"		2 1/2"		4"		4"		6"		6"	
BASIC PARTITION THICKNESS	4 1/8"		4 1/8"		5 5/8"		5 5/8"		7 5/8"		7 5/8"	
ACOUSTICAL INSULATION THICKNESS	-		1"		-		2 1/2"		-		4 1/2"	
ACOUSTICAL TEST NUMBER	NOTE 2		NOTE 2		NOTE 2		NOTE 2		NOTE 2		NOTE 2	
FIRE TEST NUMBER	UL DES U415 (A)		UL DES U415 (A)		UL DES U415 (A)		UL DES U415 (A)		UL DES U415 (A)		UL DES U415 (A)	

2 ASI 019

NOTE:
1. THE STC WAS PREDICTED USING THE "INSULATION" COMPUTER PROGRAM.

3 RD004 ASI 019.1 C1010.10-4J "J" TYPE Copy 1
1 1/2" = 1'-0"

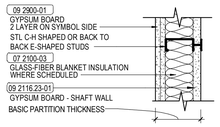

K

	K1_	STC	K2_	STC	K3_	STC	K4_	STC	K5_	STC	K6_	STC
2-HR RATED SHAFT WALL	K10	41	K20	50	K30	43	K40	50	K50	45	K60	51
STUD SIZE	2 1/2"		2 1/2"		4"		4"		6"		6"	
BASIC PARTITION THICKNESS	4 3/4"		4 3/4"		6 1/4"		6 1/4"		8 1/4"		8 1/4"	
ACOUSTICAL INSULATION THICKNESS	-		1"		-		2 1/2"		-		4 1/2"	
ACOUSTICAL TEST NUMBER	USG 750302 NOTE 3		USG 750302 NOTE 3		NOTE 2		NOTE 2		NOTE 2		NOTE 2	
FIRE TEST NUMBER	UL DES U415 (B)		UL DES U415 (B)		UL DES U415 (B)		UL DES U415 (B)		UL DES U415 (B)		UL DES U415 (B)	

2 ASI 019

NOTE:
1. STC IS PREDICTED USING THE "INSUL" COMPUTER PROGRAM.
2. STC IS MODIFIED FROM REFERENCE.

4 RD004 ASI 019.1 C1010.10-4K "K" TYPE Copy 1
1 1/2" = 1'-0"

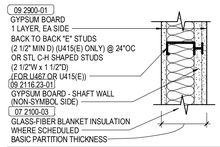

L

	L1_	STC	L2_	STC	L3_	STC	L4_	STC	L5_	STC	L6_	STC	L7_	STC	L8_	STC
2-HR RATED SHAFT WALL	L10	41	L20	50	L30	43	L40	51	L50	45	L60	52	L70	45	L80	52
STUD SIZE	2 1/2"		2 1/2"		4"		4"		6" (C-H)		6" (C-H)		6" (2XE)		6" (2XE)	
BASIC PARTITION THICKNESS	4 3/4"		4 3/4"		6 1/4"		6 1/4"		8 1/4"		8 1/4"		8 1/4"		8 1/4"	
ACOUSTICAL INSULATION THICKNESS	-		1" NOTE 3		-		2 1/2"		-		4 1/2"		-		4 1/2"	
ACOUSTICAL TEST NUMBER	BISN 750704 NOTE 4		NOTE 4		NOTE 4		NOTE 4		NOTE 4		NOTE 4		NOTE 4		NOTE 4	
FIRE TEST NUMBER	UL DES U467 OR U415 (E)		UL DES U467 OR U415(E)		UL DES U415(E)		UL DES U415(E)		UL DES U415(E)		UL DES U415(E)		UL DES U415(E)		UL DES U415(E)	

2 ASI 019

NOTE:
1. USE MINERAL BATTS ONLY AT U467.
2. WHEN USING DESIGN U415(E), EITHER MINERAL WOOL OR GLASS FIBER BATTS ARE ACCEPTABLE.
3. STC'S ARE PREDICTED USING THE "INSUL" COMPUTER PROGRAM.

5 RD004 ASI 019.2 C1010.10-4L "L" TYPE Copy 1
1 1/2" = 1'-0"

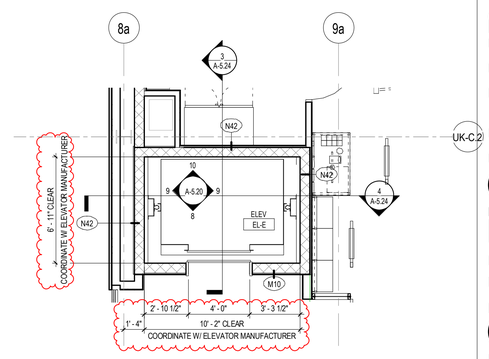

7 RD004 EL-E - LEVEL 02 - REF. 2/A-5.24
1/4" = 1'-0"

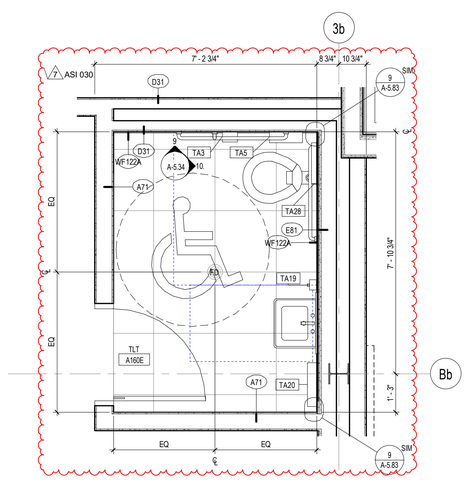

8 RD004 ASI 030 TLT A160E - ENLARGED FLOOR PLAN RFI 217
ASI-030
1/2" = 1'-0"

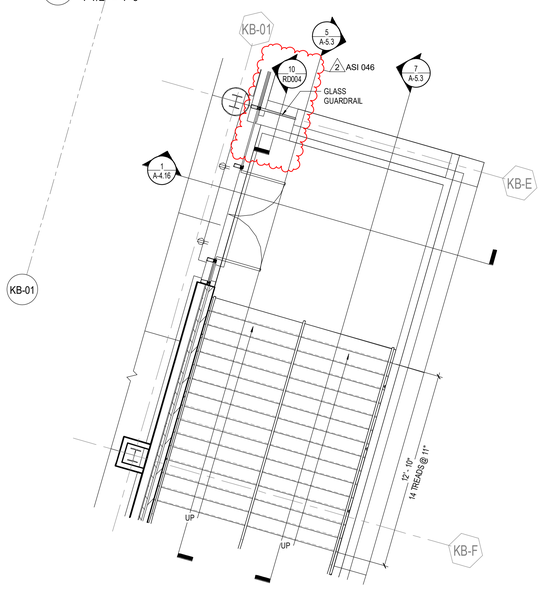

9 RD004 ASI 046 ENLARGED LEVEL 02 FLOOR PLAN - AREA F (963'-0") - STAIR A - ASI 046
1/4" = 1'-0"

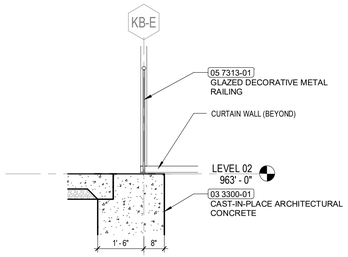

10 RD004 ASI 046 EXTERIOR ST-A - EDGE OF SLAB AT GLASS RAIL
1/2" = 1'-0"

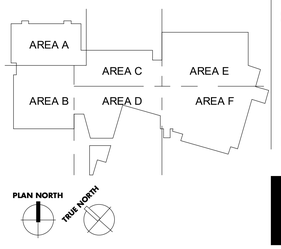

UK - STUDENT CENTER RENOVATION AND EXPANSION BP#3

Lexington, Kentucky

RECORD DRAWING SUPPLEMENTAL DRAWINGS

CONTRACT DOCUMENTS

RD004

Job Number: 1404.00 | 09/27/19 | Drawn By: Author | Checked By: Checker | Revision: 7

No.	Description	Date
2	RFI_ASI_PCO_CO	2016-2018
7	1Track Revisions	Date 3

RECORD DOCUMENTS
These Record Documents have been prepared based on information provided by others and shall not be verified the accuracy and/or completeness of this information and shall not be responsible for any errors or omissions that may be incorporated as a result of inaccurate or incomplete information provided.
Omni ARCHITECTS — November 2019 — DATE

Omni ARCHITECTS
212 North Upper Street
Lexington, Kentucky 40507-1001
p 859.252.6664
www.omniarchitects.com

PERKINS + WILL
1315 Peachtree Street
Atlanta, Georgia 30309
p 404.837.2300
www.perkinswill.com

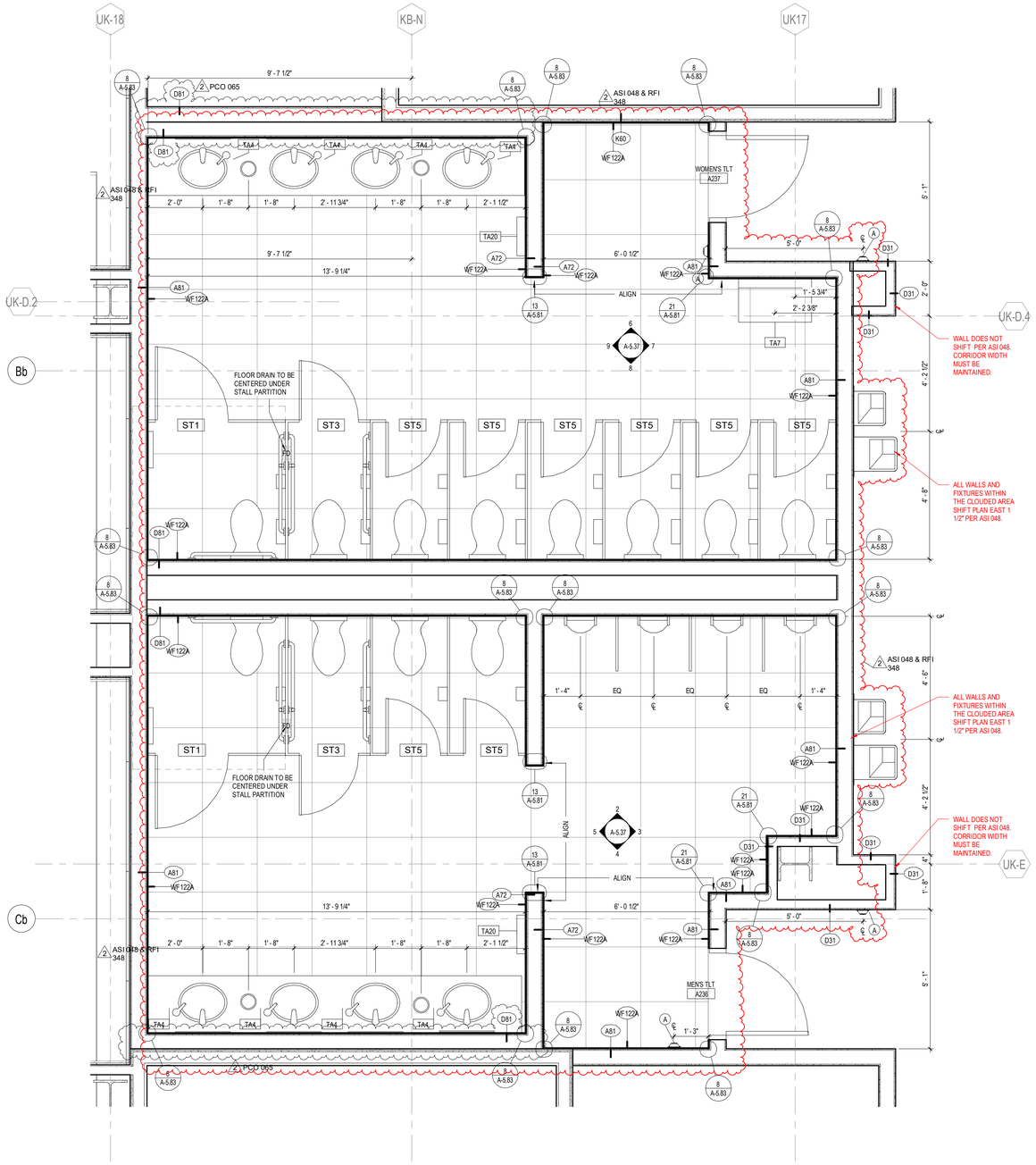

1 RD005 ASI 048 MEN TLT A236/336 & WOMEN TLT A237/337 ENLARGED FLOOR PLAN ASI 048
1/2" = 1'-0"

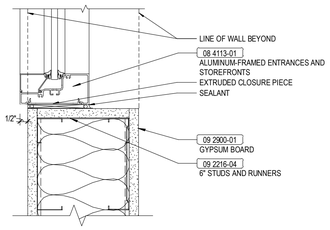

2 RD005 ASI 056 SF - SILL, TYP. - DRAWING 10/A-8.13
3" = 1'-0"

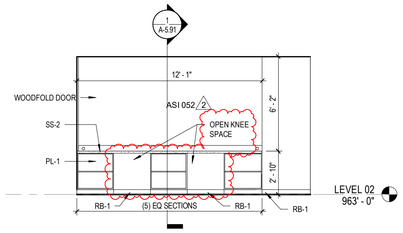

3 RD005 ASI 052 COAT ROOM A212E - S ELEV - REF. 5/A-5.57
1/4" = 1'-0"

LEVEL 02	A271	STOR	3' - 0"	8' - 10"	F	WD	HM1	HM
LEVEL 02	A272	POLICE	3' - 0"	8' - 9 3/4"	FG	ALUM/GL	SF	ALUM
LEVEL 02	A272A	STORAGE	2' - 6"	7' - 10" 2 ASI 058	F2	WD	HM1	HM
LEVEL 02	A273	AUNTIE ANNE'S DINING	3' - 0"	8' - 7 1/2"	FG	ALUM/GL	CW	ALUM
LEVEL 02	A273A1.1	AUNTIE ANNE'S	3' - 0"	8' - 10"	—	SS	—	SS
LEVEL 02	A273A1.2	AUNTIE ANNE'S	3' - 0"	8' - 10"	F	WD	HM1	HM

4 RD005 ASI 058 DOOR SCHEDULE L02 - REF. SHEET A-8.2
12" = 1'-0"

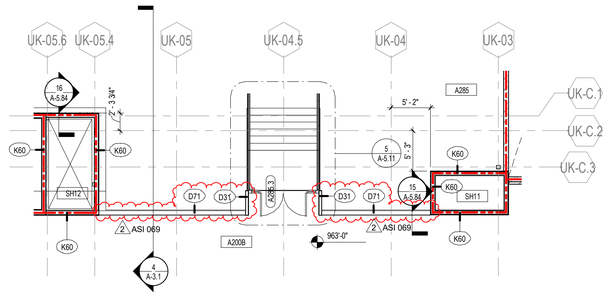

5 RD005 ASI 069 ENLARGED LEVEL 02 DIMENSION PLAN - AREA E - REF DRAWING 1/A-1.2e-d
1/8" = 1'-0"

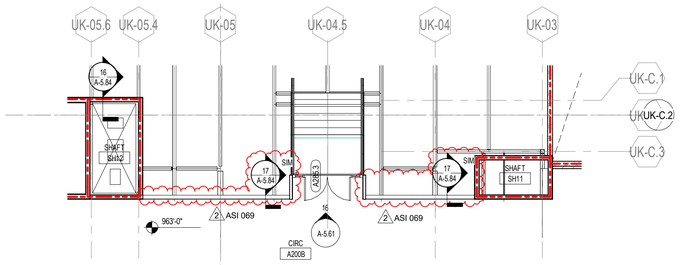

6 RD005 ASI 069 ENLARGED LEVEL 02 FLOOR PLAN - AREA E - REF DRAWING 1/A-1.2e
1/8" = 1'-0"

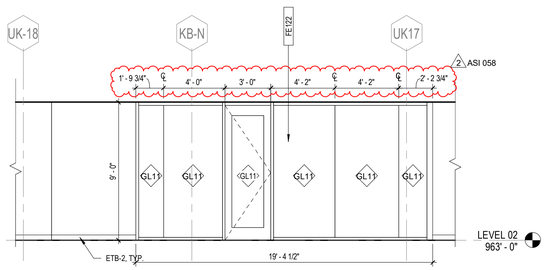

7 RD005 ASI 058 CIRC A200B - N2 ELEV - REF. DRAWING 3/A-5.58
1/4" = 1'-0"

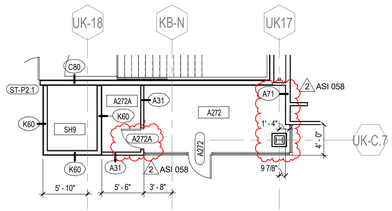

8 RD005 ASI 058 ENLARGED LEVEL 02 DIMENSION PLAN - AREA C - REF. DRAWING 1/A-1.2c-d
1/8" = 1'-0"

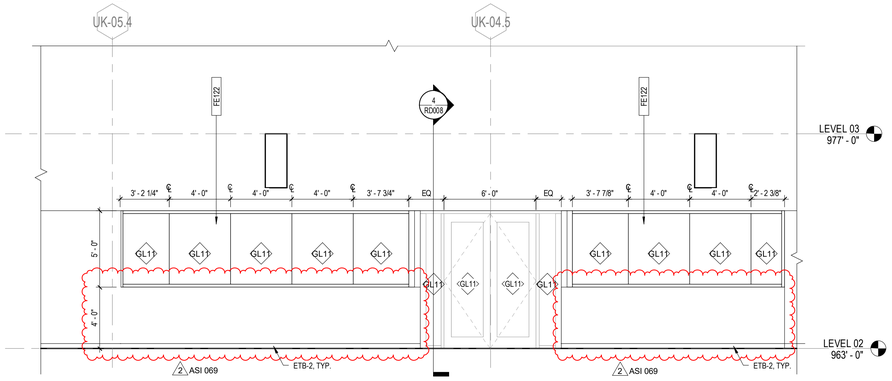

9 RD005 ASI 069 GENERAL MERCH AREA A301 - N ELEV - REF. DRAWING 16/A-5.61
1/4" = 1'-0"

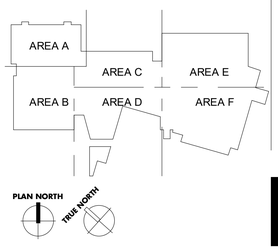

UK - STUDENT CENTER RENOVATION AND EXPANSION BP#3 Lexington, Kentucky

RECORD DRAWING SUPPLEMENTAL DRAWINGS

CONTRACT DOCUMENTS

RD005

Job Number: 1404.00 | 09/27/19 | Drawn By: Author | Checked By: Checker | Revision: 2

No.	Description	Date
2	RFI, ASI, PCO, CO	2016-2018

RECORD DOCUMENTS
These Record Documents have been prepared based on information provided by others. The Contractor shall verified the accuracy and/or completeness of this information and shall not be responsible for any errors or omissions that may be incorporated as a result of such information provided by others.
November 2019 — DATE

Omni ARCHITECTS
212 North Upper Street
Lexington, Kentucky 40507-1001
p 859.252.6664
www.omniarchitects.com

PERKINS + WILL
1315 Peachtree Street
Atlanta, Georgia 30309
p 404.837.2300
www.perkinswill.com

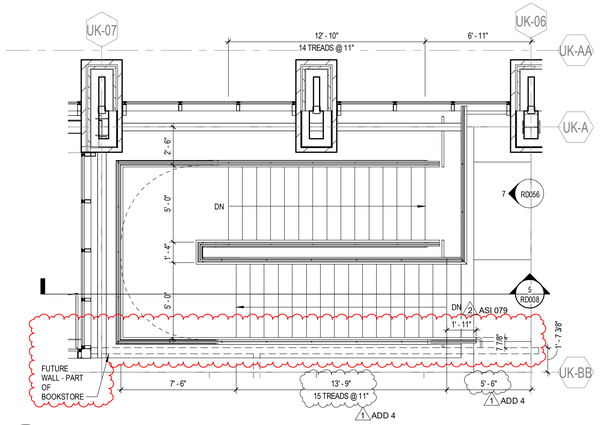

1 RD006 ASI 079 LEVEL 03 PLAN - REF DRAWING 7/A-5.12
1/4" = 1'-0"

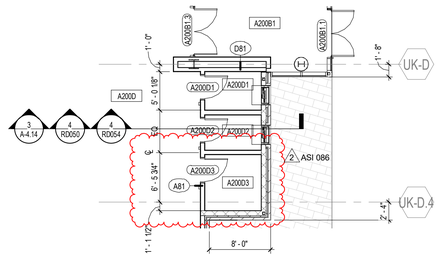

2 RD006 ASI 086 ENLARGED LEVEL 02 DIMENSION PLAN - AREA E - REF. SHEET A-1.2e-d
1/8" = 1'-0"

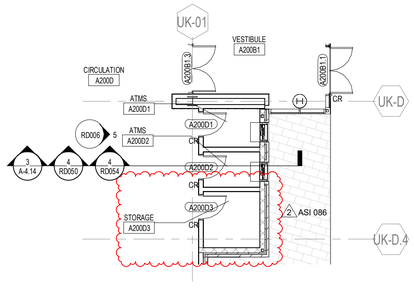

3 RD006 ASI 086 ENLARGED LEVEL 02 FLOOR PLAN - AREA E - REF. SHEET A-1.2e
1/8" = 1'-0"

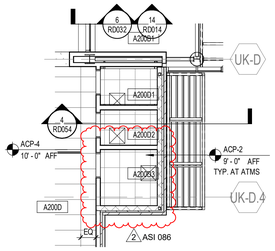

4 RD006 ASI 086 LEVEL 02 RCP - AREA E - REF. SHEET A-6.2e
1/8" = 1'-0"

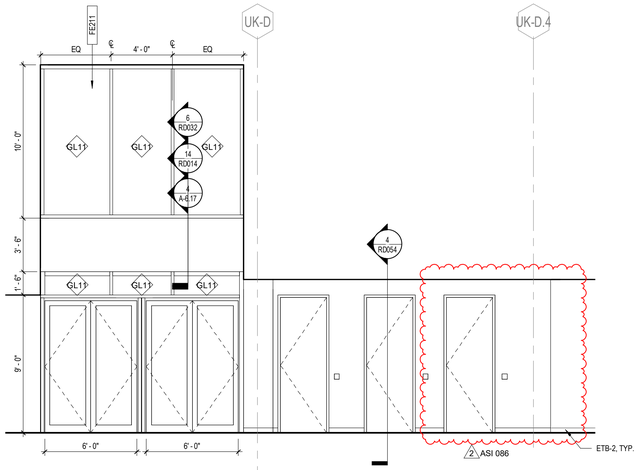

5 RD006 ASI 086 CIRC A200D - E ELEV - REF. DRAWING 6/A-5.56
1/4" = 1'-0"

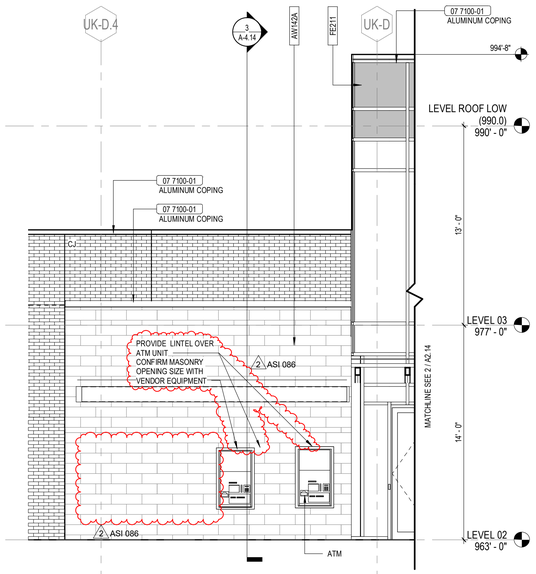

6 RD006 ASI 086 PARTIAL EAST ELEVATION - REF. DRAWING 1/A-2.15
1/4" = 1'-0"

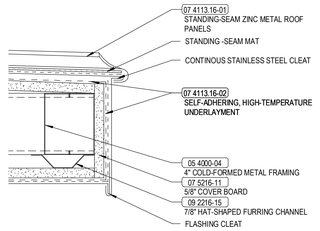

7 RD006 ASI 089 DETAIL @ STANDING SEAM FASCIA
3" = 1'-0"

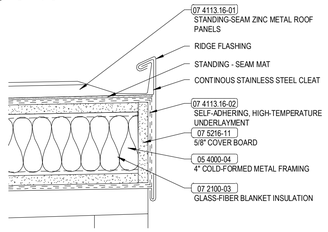

8 RD006 ASI 089 DETAIL @ STANDING SEAM FASCIA
3" = 1'-0"

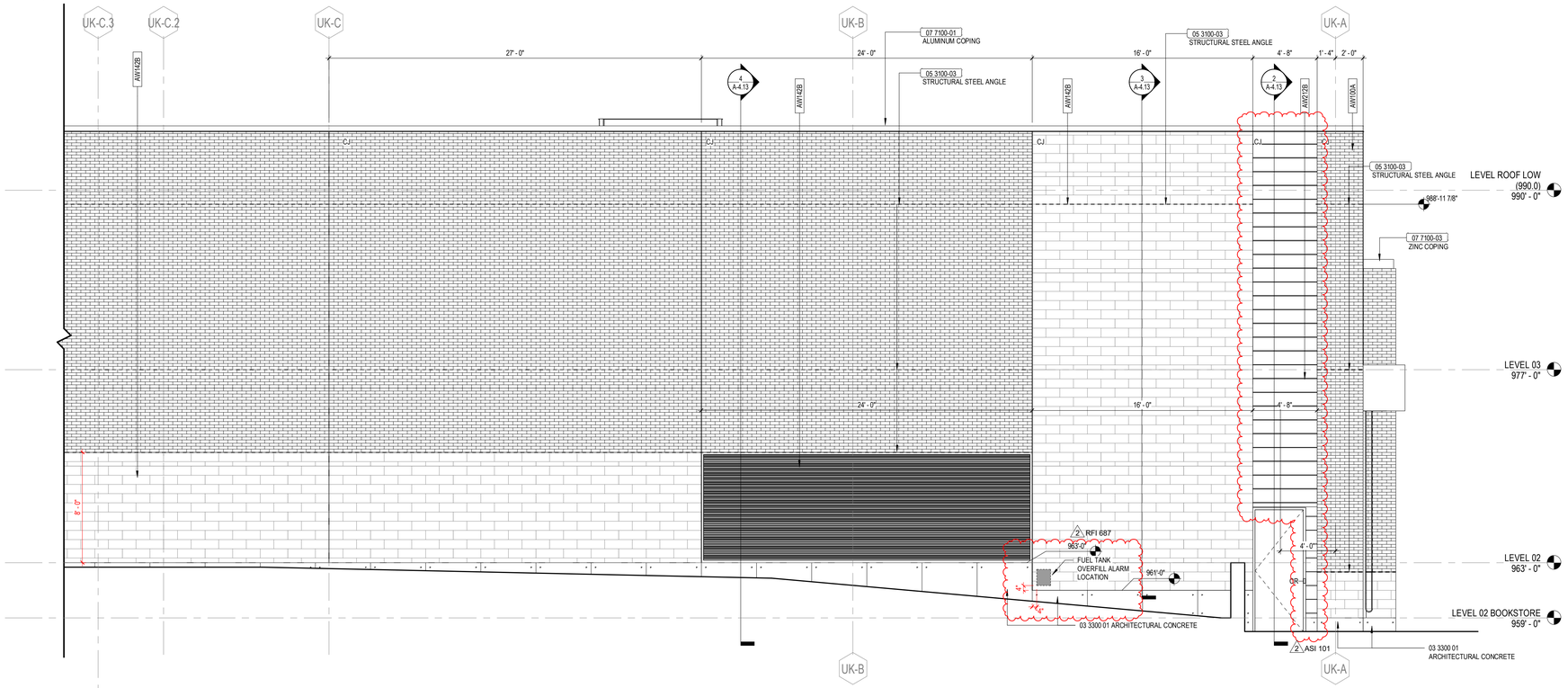

9 RD006 ASI 101 PARTIAL EAST ELEVATION - REF. DRAWING 2/A-2.14
1/4" = 1'-0"

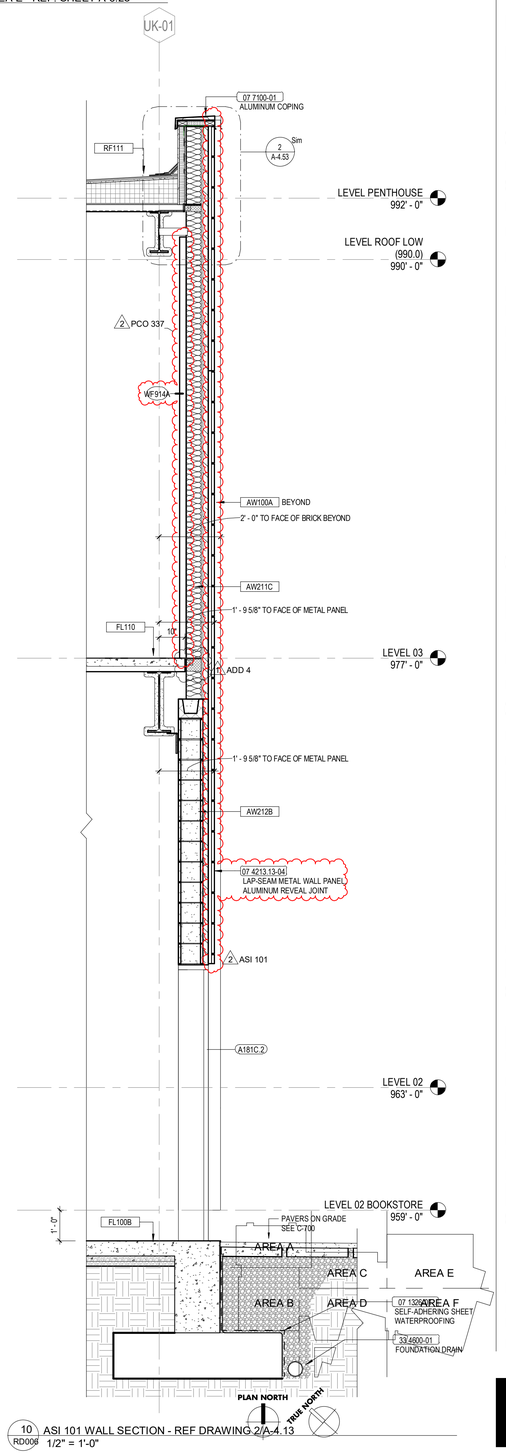

10 RD006 ASI 101 WALL SECTION - REF DRAWING 2/A-4.13
1/2" = 1'-0"

UK - STUDENT CENTER RENOVATION AND EXPANSION BP#3 Lexington, Kentucky

RECORD DRAWING SUPPLEMENTAL DRAWINGS

RECORD DRAWINGS

RD006

Job Number: 1404.00 | 11/13/19 | Drawn By: Author | Checked By: Checker | Revision: 2

No.	Description	Date
1	Addenda	Dec. 2015
2	RFI, ASI, PCO, CO	2016-2018

RECORD DOCUMENTS
These Record Documents have been prepared based on information provided by others. The Contractor is responsible for verified the accuracy and/or completeness of this information and shall not be responsible for any errors or omissions that may be incorporated as a result of errors or omissions provided by others.

November 2019 DATE

Omni ARCHITECTS
212 North Upper Street
Lexington, Kentucky 40507
p. 859.252.6664
www.omniarchitects.com

PERKINS + WILL
1315 Peachtree Street
Atlanta, Georgia 30309
p 404.837.2300
www.perkinswill.com

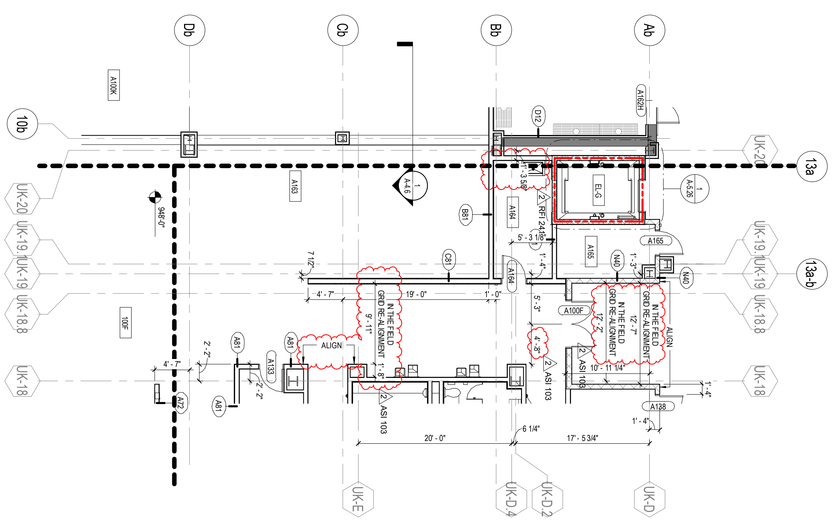

1 RD007 ASI 103 ENLARGED LEVEL 01 DIMENSIONS PLAN - AREA B - REF SHEET A-1.1b-d
1/8" = 1'-0"

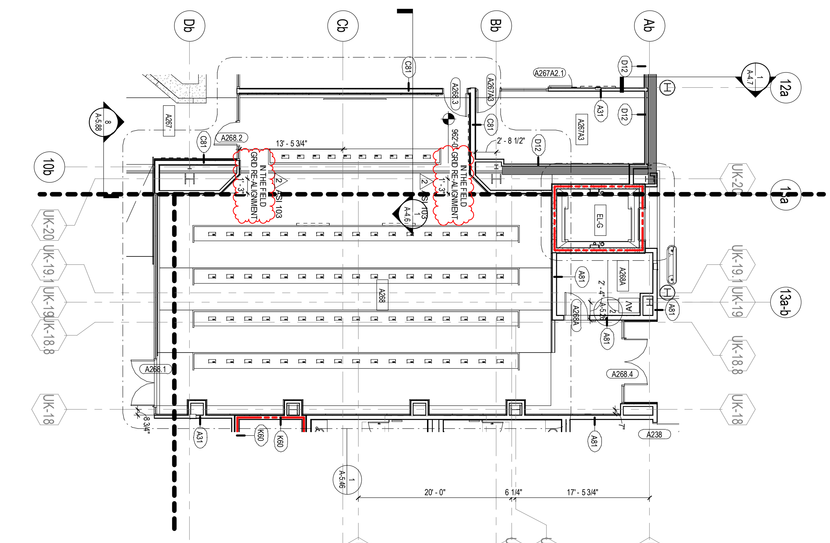

2 RD007 ASI 103 ENLARGED LEVEL 02 DIMENSION PLAN - AREA B - REF SHEET A-1.2b-d
1/8" = 1'-0"

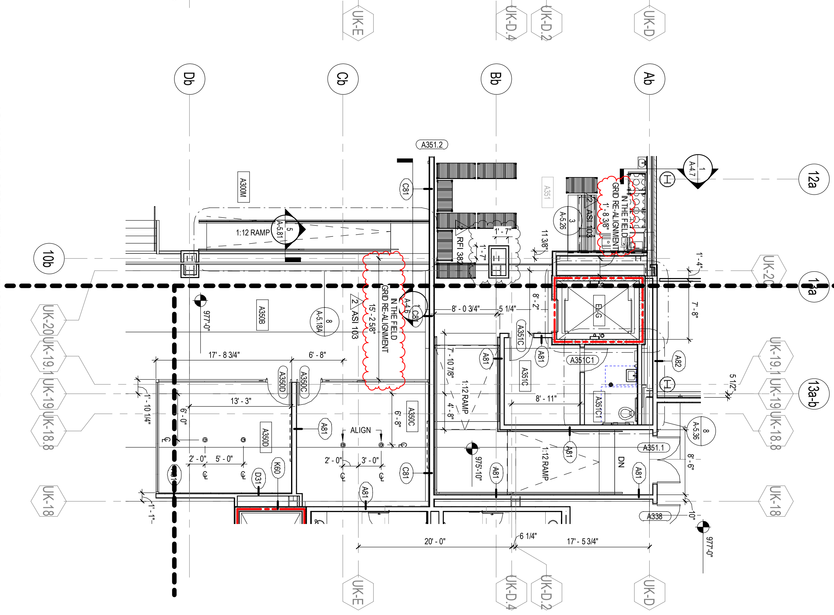

3 RD007 ASI 103 ENLARGED LEVEL 03 DIMENSION PLAN - AREA B - REF SHEET A-1.3b-d
1/8" = 1'-0"

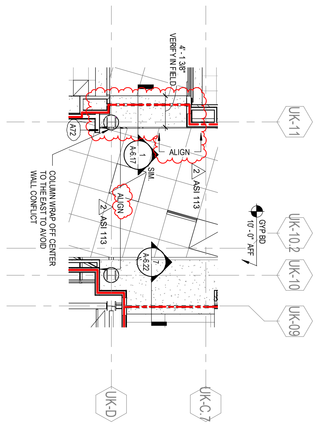

4 RD007 ASI 113 LEVEL 03 RCP - AREA E - REF SHEET A-6.3e
1/8" = 1'-0"

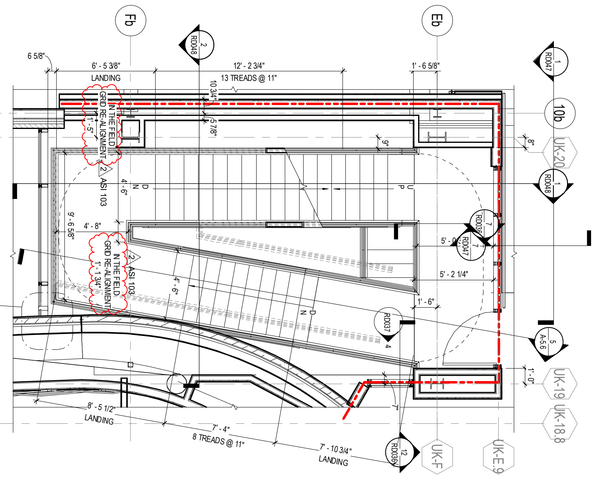

5 RD007 ASI 103 STAIR D - LEVEL 02 PLAN - REF DRAWING 2/A-5.6
1/4" = 1'-0"

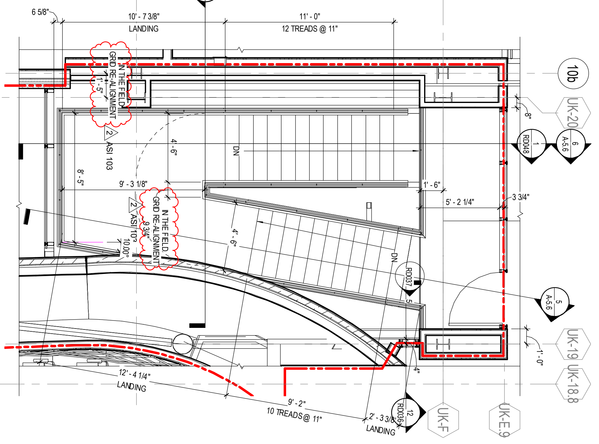

6 RD007 ASI 103 STAIR D - LEVEL 03 PLAN - REF DRAWING 3/A-5.6
1/4" = 1'-0"

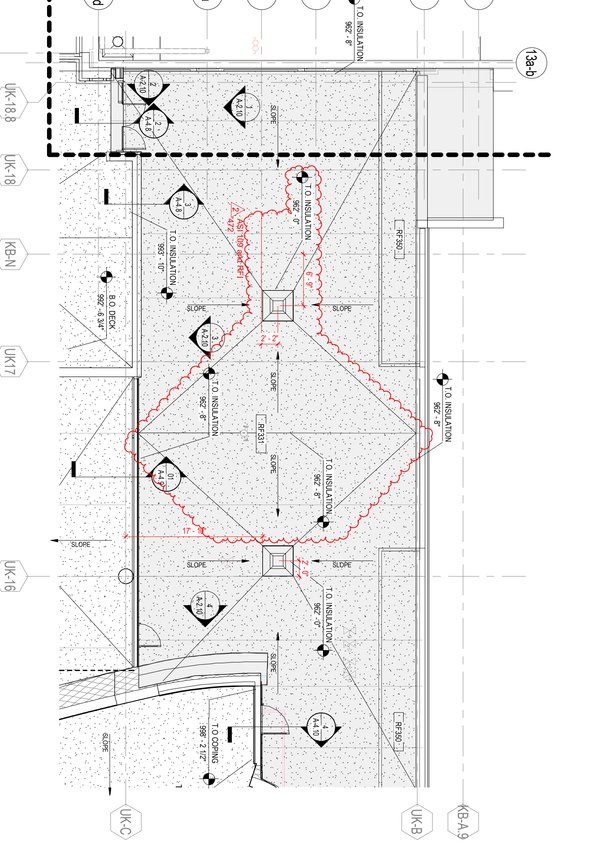

7 RD007 ASI 109 ROOF FLOOR PLAN - AREA C - REF 11/A-7.1c
1/8" = 1'-0"

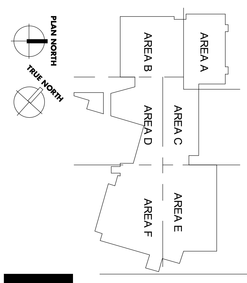

UK - STUDENT CENTER RENOVATION AND EXPANSION BP#3 Lexington, Kentucky

RECORD DRAWING SUPPLEMENTAL DRAWINGS

Job Number: 1404.00 | 11/13/19 | Drawn By: Author | Checked By: Checker | Revision: 2

RD007

RECORD DRAWINGS

Omni ARCHITECTS
212 North Upper Street
Lexington, Kentucky 40507
p. 859.252.6664
www.omniarchitects.com

PERKINS + WILL
1315 Peachtree Street
Atlanta, Georgia 30309
p 404.837.2300
www.perkinswill.com

No.	Description	Date
2	RFI, ASI, PCO, CO	2016-2018

RECORD DOCUMENTS

These Record Documents have been prepared based on information provided by others. The Consultant has not verified the accuracy and/or completeness of this information and shall not be responsible for any errors or omissions that may be incorporated as a result of erroneous information provided by others.

Omni ARCHITECTS **November 2019**
DATE

MICHAEL W. JACOBS
2368
COMMONWEALTH OF KENTUCKY
ARCHITECT

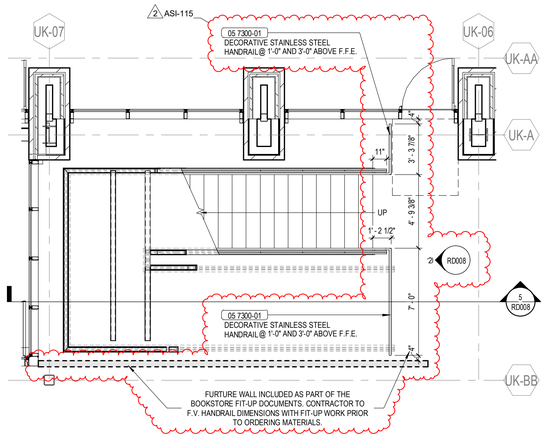

1 RD008 ASI 115_STAIR Q - LEVEL 02 PLAN
1/4" = 1'-0"

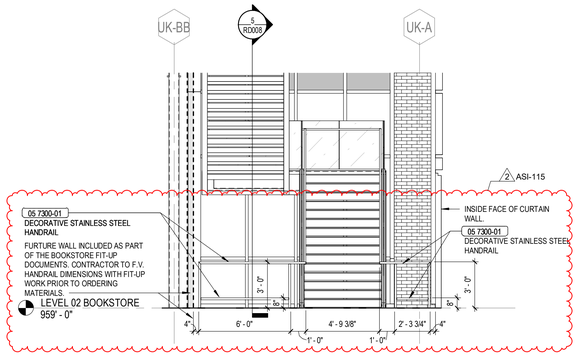

2 RD008 ASI 115_STAIR Q ELEVATION
1/4" = 1'-0"

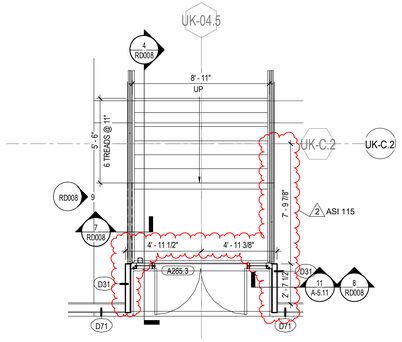

33 RD008 ASI 115_STAIR A285 - LEVEL 02 PLAN
1/4" = 1'-0"

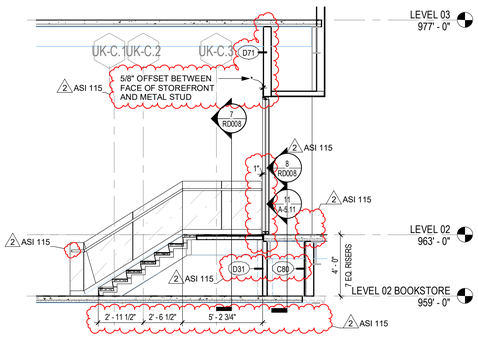

4 RD008 ASI 115_STAIR A285 - SECTION
1/4" = 1'-0"

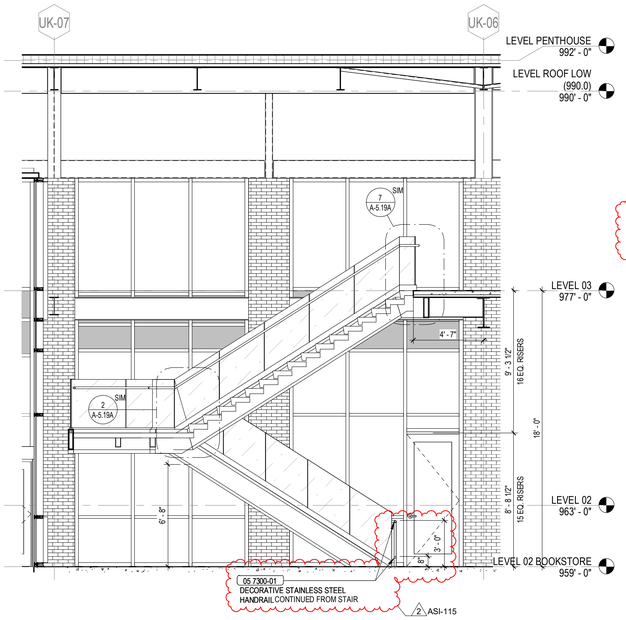

5 RD008 ASI 115_STAIR Q - SECTION
1/4" = 1'-0"

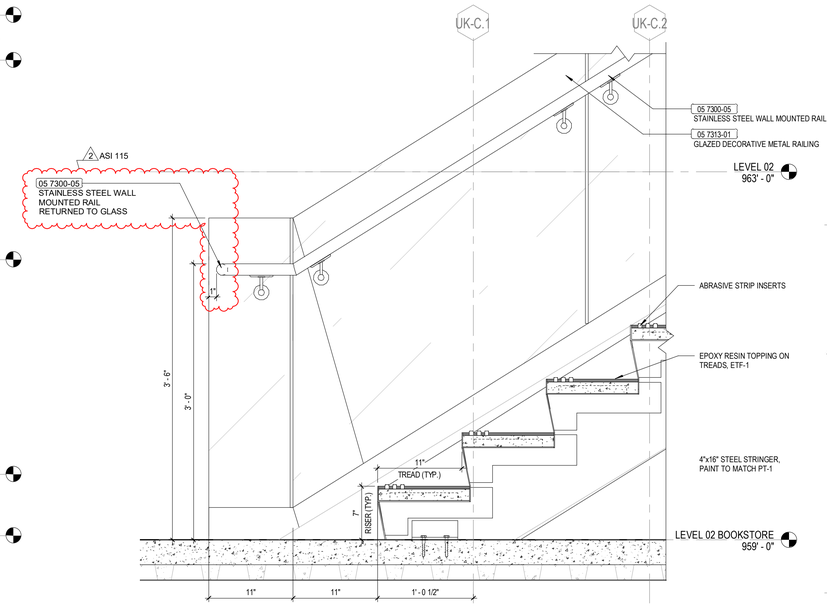

6 RD008 ASI 115_STAIR A285 - SECTION - BOTTOM
1 1/2" = 1'-0"

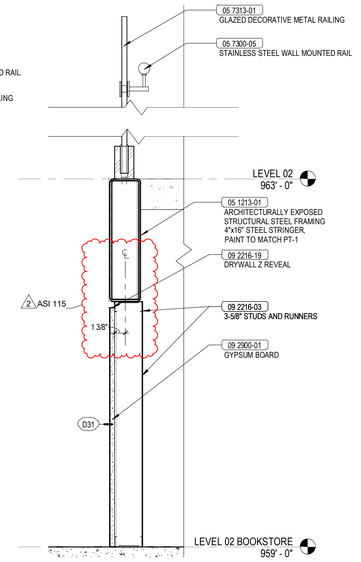

7 RD008 ASI 115_STAIR A285 - SIDE SECTION
1 1/2" = 1'-0"

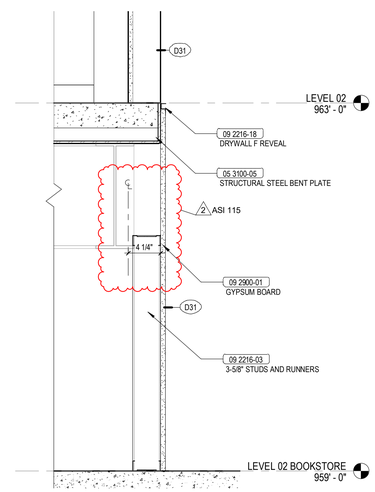

8 RD008 ASI 115_STAIR A285 - CURTAINWALL ENTRANCE SECTION
1 1/2" = 1'-0"

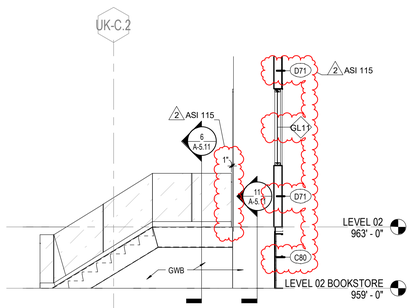

9 RD008 ASI 115_STAIR A285 - GUARDRAIL ELEVATION
1/4" = 1'-0"

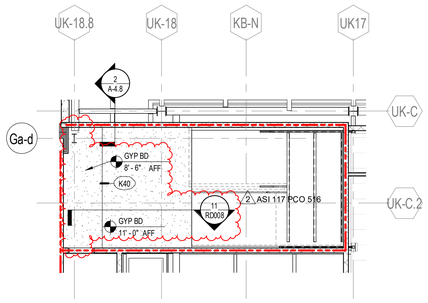

10 RD008 ASI 117 / PCO 516 LEVEL 01 RCP - STAIR P
1/8" = 1'-0"

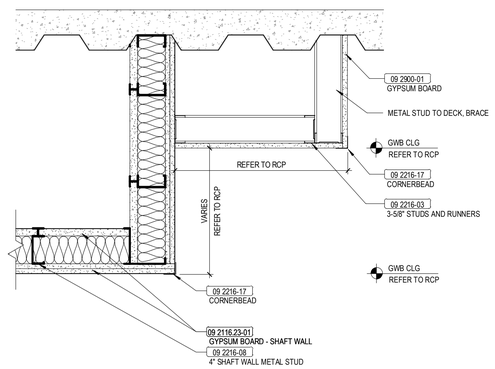

11 RD008 ASI 117 / PCO 516 CEILING DETAIL @ 2-HOUR SOFFIT
1 1/2" = 1'-0"

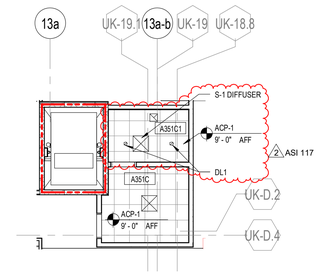

12 RD008 ASI 117 LEVEL 03 RCP - TLT A351C1
1/8" = 1'-0"

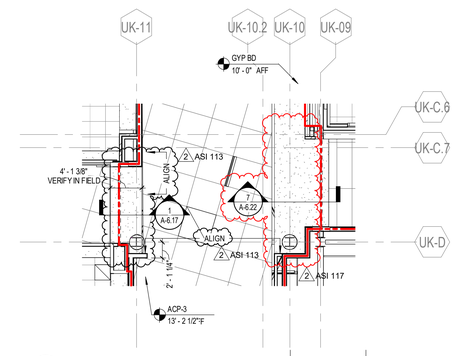

13 RD008 ASI 117 LEVEL 03 RCP - AREA E - REF SHEET A-6.3-e
1/8" = 1'-0"

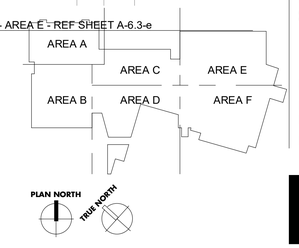

UK - STUDENT CENTER RENOVATION AND EXPANSION BP#3 Lexington, Kentucky

RECORD DRAWING SUPPLEMENTAL DRAWINGS

RECORD DRAWINGS

RD008

Job Number: 1404.00 | 11/13/19 | Drawn By: Author | Checked By: Checker | Revision: 2

No.	Description	Date
2	RFI, ASI, PCO, CO	2016-2018

RECORD DOCUMENTS
These Record Documents have been prepared based on information provided by others and not verified the accuracy and/or completeness of this information and shall not be responsible for any errors or omissions that may be incorporated as a result of reliance on information provided by others.
Omni ARCHITECTS
November 2019
DATE

PERKINS + WILL
1315 Peachtree Street
Atlanta, Georgia 30309
p.404.837.2300
www.perkinswill.com

Omni ARCHITECTS
212 North Upper Street
Lexington, Kentucky 40507
p. 859.252.6664
www.omniarchitects.com

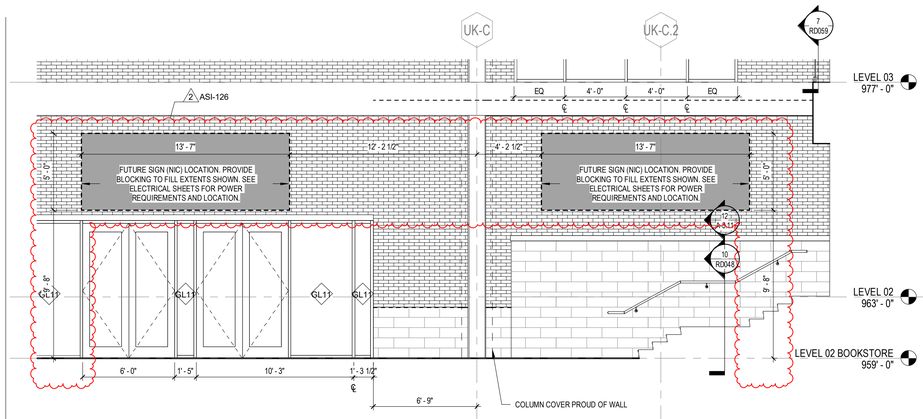

1 RD009 ASI 126_CIRCULATION A200A - E ELEV
1/4" = 1'-0"

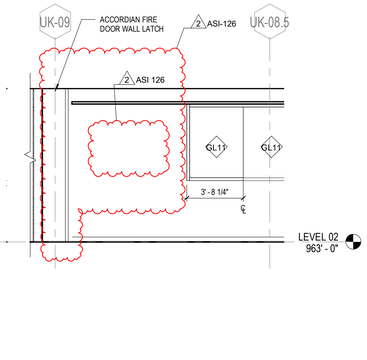

2 RD009 ASI 126_CIRC A200B - N ELEV
1/4" = 1'-0"

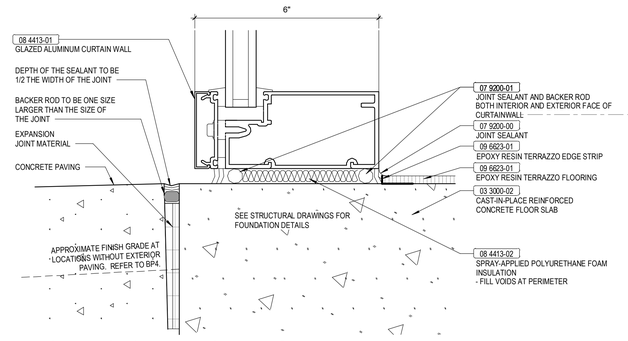

3 RD009 ASI 139 TYPICAL CURTAINWALL SILL DETAIL @ CAST-IN-PLACE CONCRETE
6" = 1'-0"

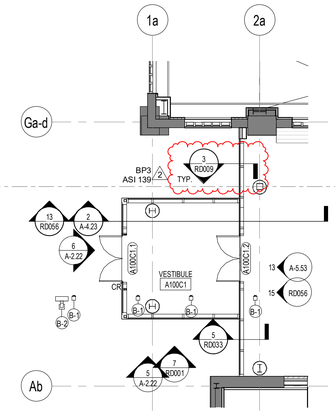

4 RD009 ASI 139 ENLARGED LEVEL 01 FLOOR PLAN - AREA B (948'-0")
1/8" = 1'-0"

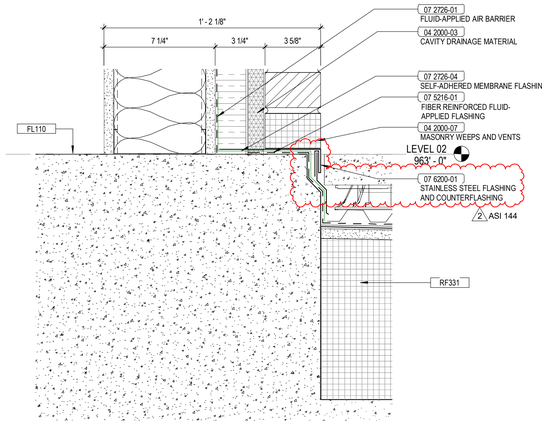

5 RD009 ASI 144 SECTION DETAIL REF 10/A-4.50
3" = 1'-0"

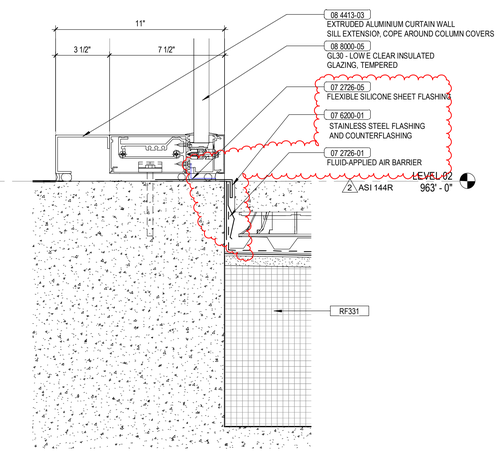

6 RD009 ASI 144R SECTION DETAIL REF 7/A-4.50
3" = 1'-0"

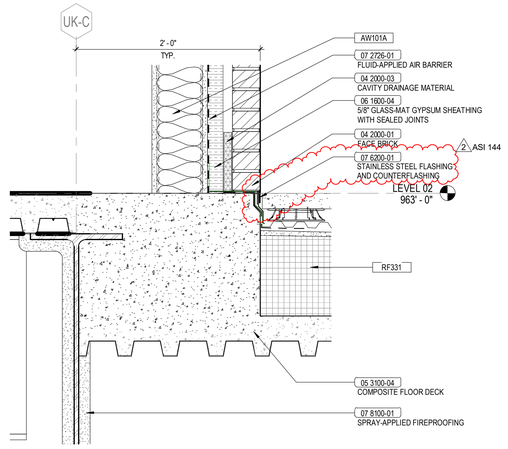

7 RD009 ASI 144 SECTION DETAIL REF 4/A-4.50
1 1/2" = 1'-0"

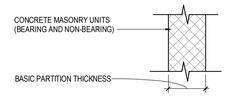

N, NF*, NFF**

ASI 146

	N1_	STC	N2_	STC	N3_	STC	N4_	STC	N4_A	STC	N5_	STC	N6_	STC
NON-FIRE RATED CMU TO STRUCTURE ABOVE			N20	40	N30	45	N40	45	N40A	50	N50	47	N60	51
1-HR RATED CMU TO STRUCTURE ABOVE					N31	45	N41	45			N51	47	N61	51
2-HR RATED CMU TO STRUCTURE ABOVE					N32		N42				N52		N62	
3-HR RATED CMU TO STRUCTURE ABOVE							N43				N53		N63	
4-HR RATED CMU TO STRUCTURE ABOVE							N44				N54		N64	
NON-FIRE RATED CMU TO 6" ABOVE CEILING	N15		N25		N35		N45				N55		N65	
NON-FIRE RATED CMU TO UNDER SIDE OF CEILING	N16		N26		N36		N46				N56		N66	
PARTIAL HEIGHT PARTITION	N17		N27		N37		N47				N57		N67	
BASIC PARTITION THICKNESS	1 5/8"		3 5/8"		5 7/8"		7 5/8"		7 5/8"		9 5/8"		11 5/8"	
NOMINAL MASONRY THICKNESS	2"		4"		6"		8"		8"		10"		12"	
ACOUSTICAL INSULATION THICKNESS	-		-		-		NOTE 2		NOTE 2 & 4		-		NOTE 2	
ACOUSTICAL TEST NUMBER	-		OCBA NOTE 1		CCI INDUST NOTE 1		NOTE 1		NOTE 1		NOTE 1		NOTE 1	
FIRE TEST NUMBER (WHERE APPLICABLE)	-		-		UL DESIGN U906 (1+2 HR) NOTE 3		UL DESIGN U905 (1+2 HR) U904 (3 HR) U901 (4 HR)		UL DESIGN U905 (1+2 HR) U904 (3 HR) U901 (4 HR)		UL DESIGN U905 (1+2 HR) U904 (3 HR) U901 (4 HR)		UL DESIGN U905 (1+2 HR) U904 (3 HR) U901 (4 HR)	

NOTE:
1. CMU WALLS MUST BE BRACED PERPENDICULAR TO PLANE OF WALL
2. CMU WALLS MUST HAVE A REINFORCED BOND BEAM AT TOP OF WALL
3. STC IS PREDICTED USING THE "INSUL" COMPUTER PROGRAM AND THE TEST REFERENCE.
4. FILL CORE SPACE IN CMU WITH LOOSE FILL INSULATION.
5. REFER TO UL DESIGN FOR ALLOWABLE COMPRESSIVE STRESS IN CMU.
6. REFER TO UL DESIGN FOR ADDITIONAL CMU CRITERIA.
7. FIGURES SHOWN ARE FOR NORMAL WEIGHT, HOLLOW CORE, CONCRETE MASONRY UNITS.
8. *F SUFFIX: DECORATIVE CMU WITH 1 FACE GROUND
9. **FF SUFFIX: DECORATIVE CMU WITH 2 FACES GROUND

8 RD009 ASI 146_C1010.10-4N "N" TYPE
1 1/2" = 1'-0"

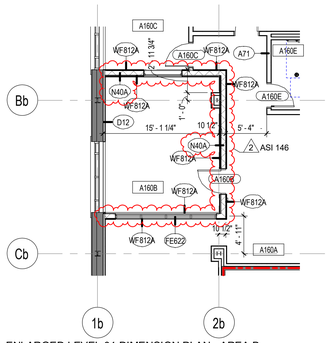

9 RD009 ASI 146_ENLARGED LEVEL 01 DIMENSION PLAN - AREA B (948'-0")
1/8" = 1'-0"

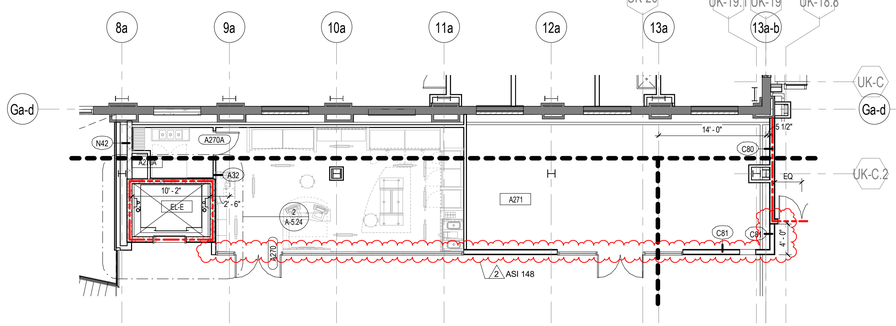

10 RD009 ASI 148_ENLARGED LEVEL 02 DIMENSION PLAN - AREA B (963'-0")
1/8" = 1'-0"

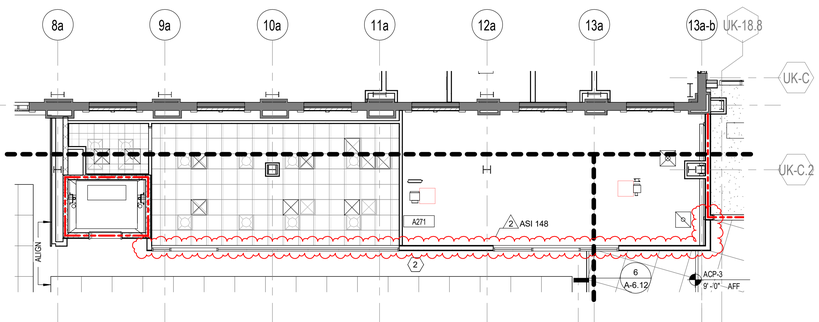

11 RD009 ASI 148_LEVEL 02 RCP - AREA B
1/8" = 1'-0"

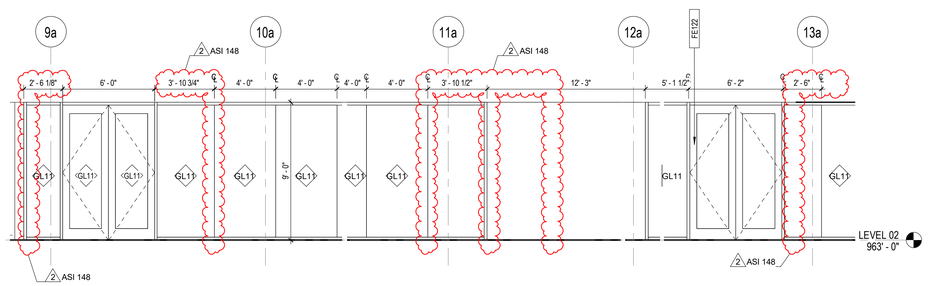

12 RD009 ASI 148_CIRC A200B - N1 ELEV
1/4" = 1'-0"

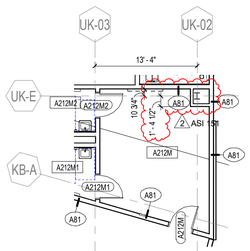

13 RD009 ASI 151 ENLARGED LEVEL 02 DIMENSION PLAN - AREA F (963'-0")
1/8" = 1'-0"

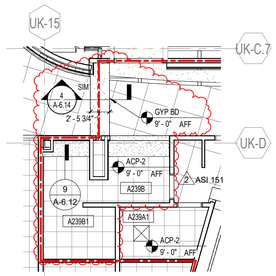

14 RD009 ASI 151 LEVEL 02 RCP - AREA C
1/8" = 1'-0"

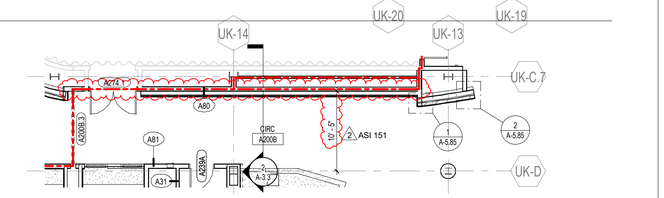

15 RD009 ASI 151 ENLARGED LEVEL 02 DIM PLAN - AREA C (963'-0")
1/8" = 1'-0"

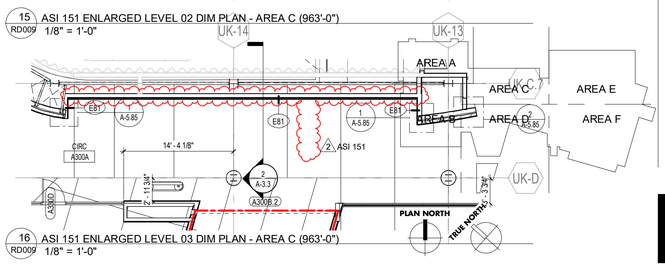

16 RD009 ASI 151 ENLARGED LEVEL 03 DIM PLAN - AREA C (963'-0")
1/8" = 1'-0"

UK - STUDENT CENTER RENOVATION AND EXPANSION BP#3 Lexington, Kentucky

RECORD DRAWING SUPPLEMENTAL DRAWINGS

RECORD DRAWINGS

RD009

Job Number: 1404.00 | 11/13/19 | Drawn By: Author | Checked By: Checker | Revision: 2

No.	Description	Date
2	RFI1, ASI, PCO, CO	2016-2018

RECORD DOCUMENTS
These Record Documents have been prepared based on information provided by others and shall not be verified the accuracy and/or completeness of this information and shall not be responsible for any errors or omissions that may be incorporated as a result of inaccurate or incomplete information provided.
Omni ARCHITECTS
November 2019
DATE

Omni ARCHITECTS
212 North Upper Street
Lexington, Kentucky 40507
p. 859.252.6664
www.omniarchitects.com

PERKINS + WILL
1315 Peachtree Street
Atlanta, Georgia 30309
p.404.837.2300
www.perkinswill.com

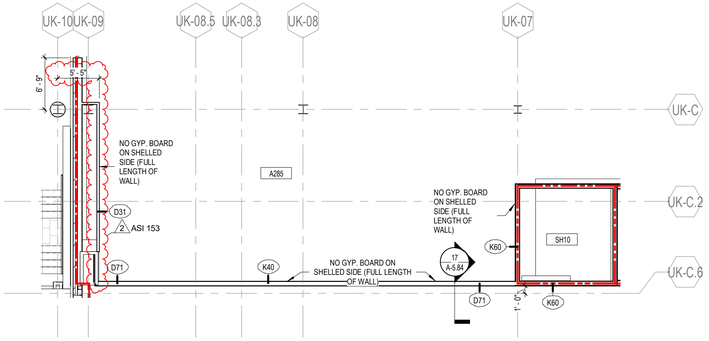

1 RD010 ASI 153_ENLARGED LEVEL 02 DIMENSION PLAN - AREA E (963'-0")
1/8" = 1'-0"

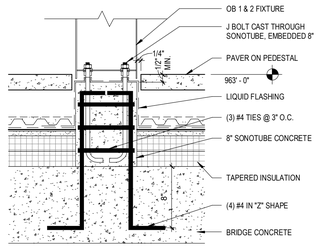

2 RD010 ASI 155 OB 1&2 MOUNT DETAIL - BUILDING PAVER ON PEDESTAL
1 1/2" = 1'-0"

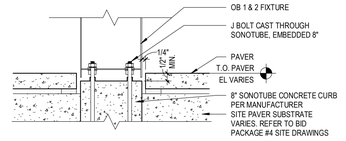

3 RD010 ASI 155 OB 1&2 MOUNT DETAIL - SITE
1 1/2" = 1'-0"

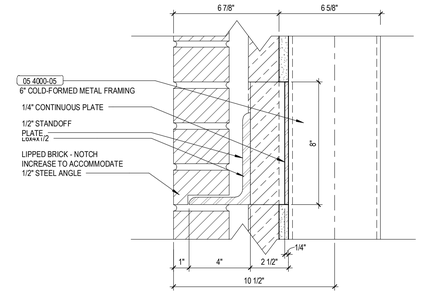

7 RD010 ASI 165 LIPPED BRICK AT RELIEF ANGLE
3" = 1'-0"

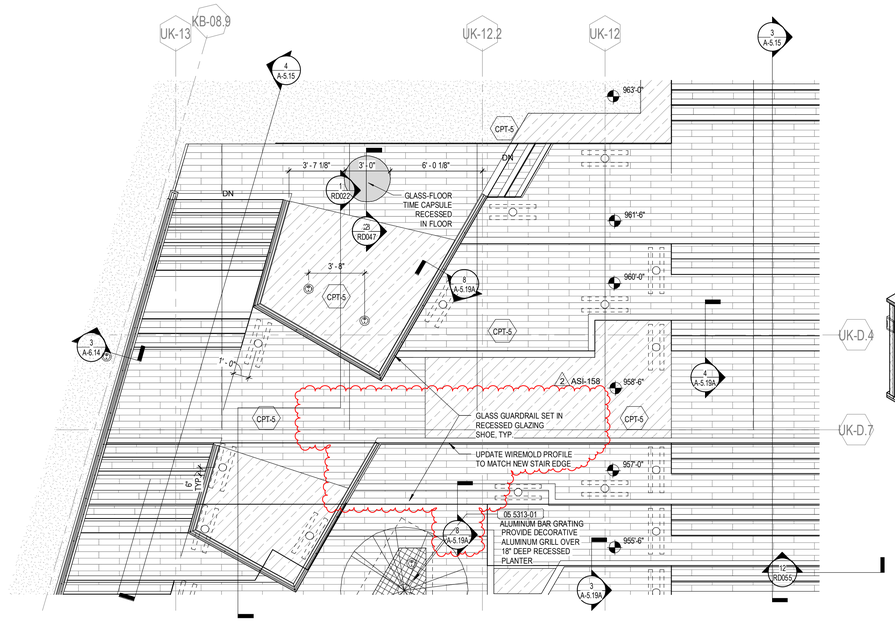

4 RD010 ASI 158 REF A-5.15 SOCIAL STAIR C - ENLARGED PLAN
1/4" = 1'-0"

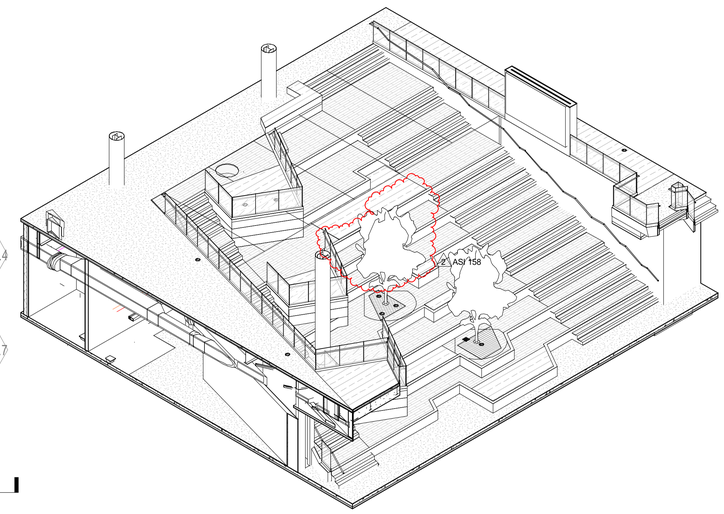

5 RD010 ASI 158 - SOCIAL STAIR C - AXON

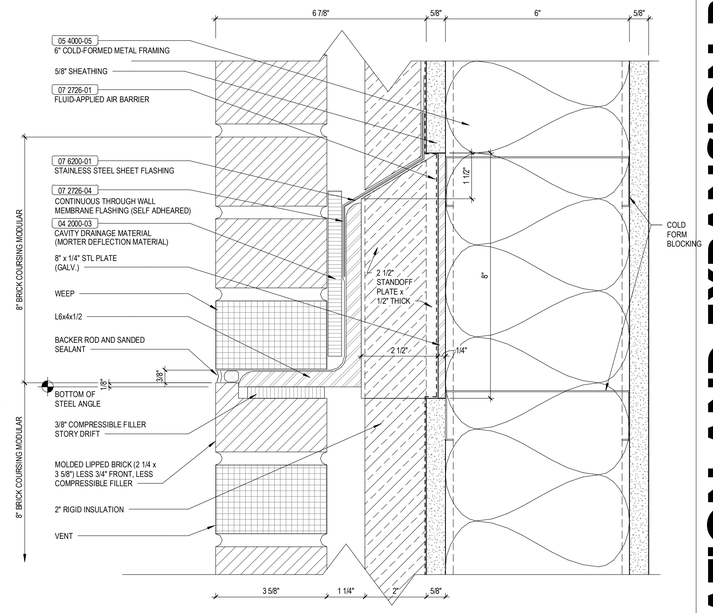

6 RD010 ASI 165R LIPPED BRICK AT RELIEF ANGLE
6" = 1'-0"

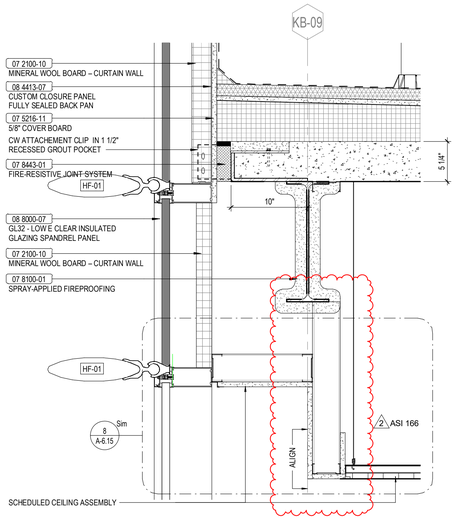

8 RD010 ASI 166 SECTION DETAIL REF 1/A-4.55
1 1/2" = 1'-0"

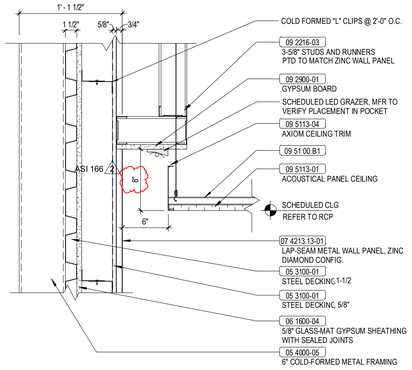

9 RD010 ASI 166 CEILING DETAIL - METAL PANEL WALL AT LIGHT GRAZER REF 13/A-6.12
1 1/2" = 1'-0"

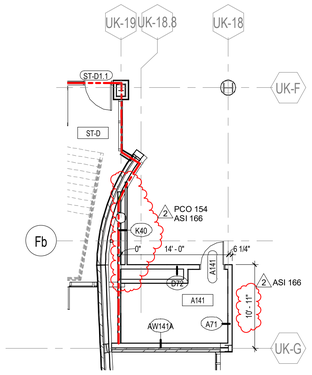

10 RD010 ASI 166 / PCO 154 ENLARGED LEVEL 01 DIMENSION PLAN - AREA D (948'-0") REF 1/A-1.1d-d
1/8" = 1'-0"

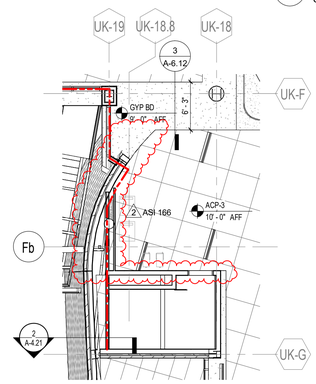

11 RD010 ASI 166 LEVEL 01 RCP - AREA D REF 1/A-6.1d
1/8" = 1'-0"

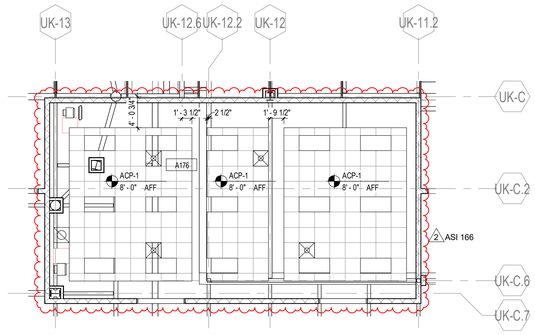

12 RD010 ASI 166 LEVEL 01 RCP - AREA C REF 1/A-6.1c
1/8" = 1'-0"

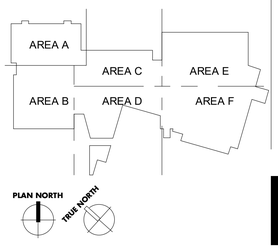

UK - STUDENT CENTER RENOVATION AND EXPANSION BP#3 Lexington, Kentucky

RECORD DRAWING SUPPLEMENTAL DRAWINGS

RECORD DRAWINGS

Job Number: 1404.00 | 11/13/19 | Drawn By: Author | Checked By: Checker | Revision: 2

RECORD DOCUMENTS
These Record Documents have been prepared based on information provided by others. The Contractor is cautioned that the accuracy and/or completeness of this information and shall not be responsible for any errors or omissions that may be incorporated as a result of inaccurate or incomplete information provided by others.
Omni ARCHITECTS
November 2019
DATE

No.	Description	Date
2	RFI, ASI, PCO, CO	2016-2018

PERKINS + WILL
1315 Peachtree Street
Atlanta, Georgia 30309
p 404.837.2300
www.perkinswill.com

Omni ARCHITECTS
212 North Upper Street
Lexington, Kentucky 40507
p. 859.252.6664
www.omniarchitects.com

RD010

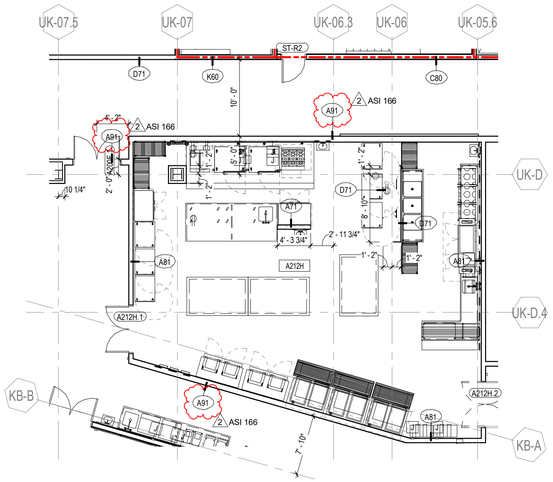

1 RD011 ASI 166 ENLARGED LEVEL 02 DIMENSION PLAN - AREA E
(963'-0") REF 1/A-1.2e-d
1/8" = 1'-0"

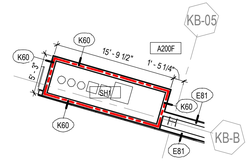

2 RD011 ASI 166 ENLARGED LEVEL 02 DIMENSION PLAN - AREA F
(963'-0") REF 1/A-1.2f-d
1/8" = 1'-0"

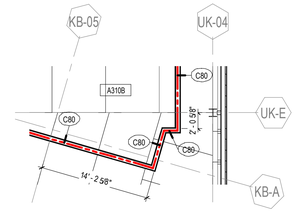

4 RD011 ASI 166 ENLARGED LEVEL 03 DIMENSION PLAN - AREA F
(963'-0") REF 1/A-1.3f-d
1/8" = 1'-0"

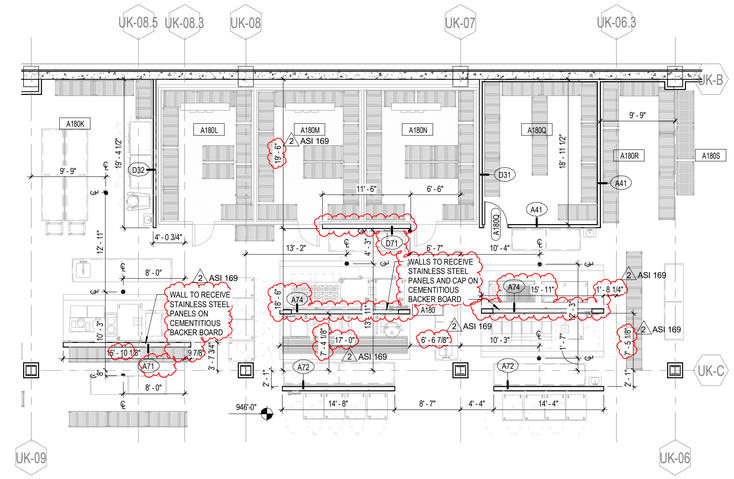

6 RD011 ASI 169 ENLARGED LEVEL 01 DIMENSION PLAN - AREA E
(948'-0") - REF SHEET A-1.1e-d
1/8" = 1'-0"

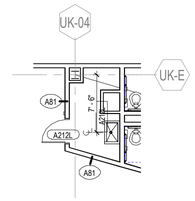

3 RD011 ASI 166 ENLARGED LEVEL 02 DIMENSION PLAN - AREA F
(963'-0") REF 1/A-1.2f-d
1/8" = 1'-0"

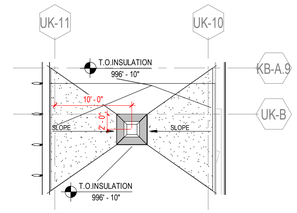

5 RD011 ASI 166 ROOF FLOOR PLAN REF 1/A-7.1e
1/8" = 1'-0"

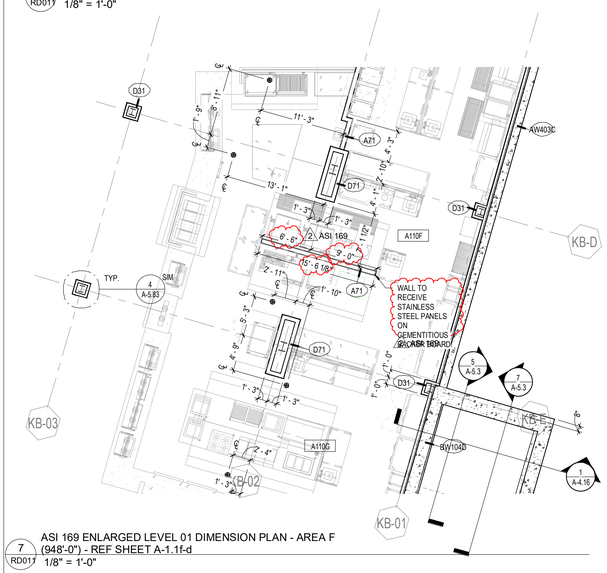

7 RD011 ASI 169 ENLARGED LEVEL 01 DIMENSION PLAN - AREA F
(948'-0") - REF SHEET A-1.1f-d
1/8" = 1'-0"

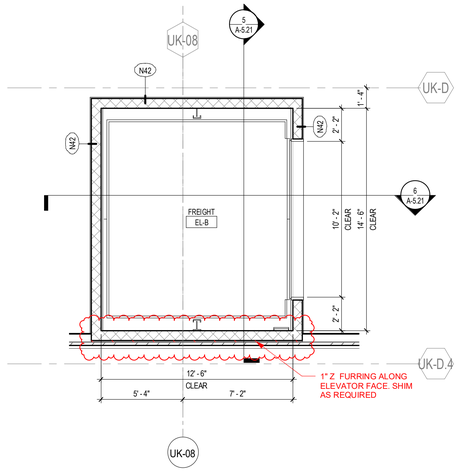

8 RD011 ASI 175 REF. 4/A-5.21 EL-B FREIGHT ELEV- LEVEL PENTHOUSE
1/4" = 1'-0"

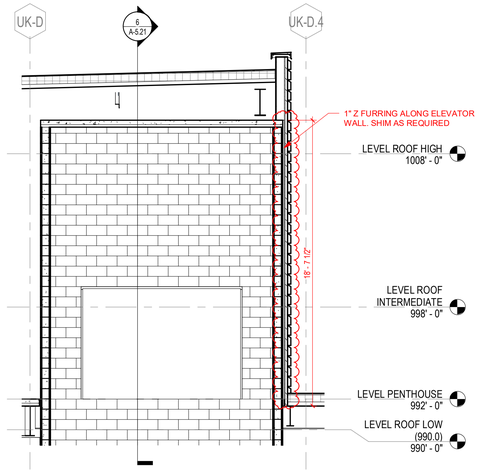

9 RD011 ASI 175 REF. 5/A-5.21 EL-B LONG SECTION
1/4" = 1'-0"

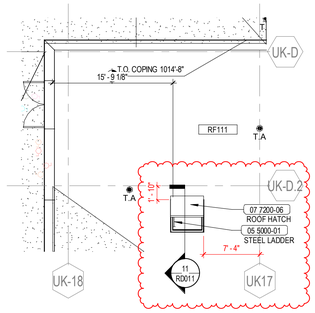

10 RD011 ASI 177 ROOF FLOOR PLAN REF 1/A-7.1c
1/8" = 1'-0"

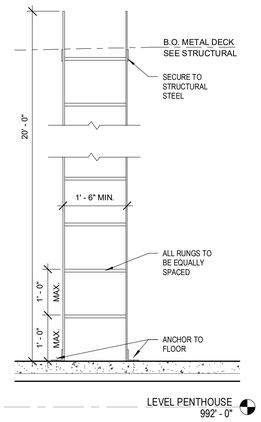

11 RD011 ASI 177 STEEL LADDER
3/4" = 1'-0"

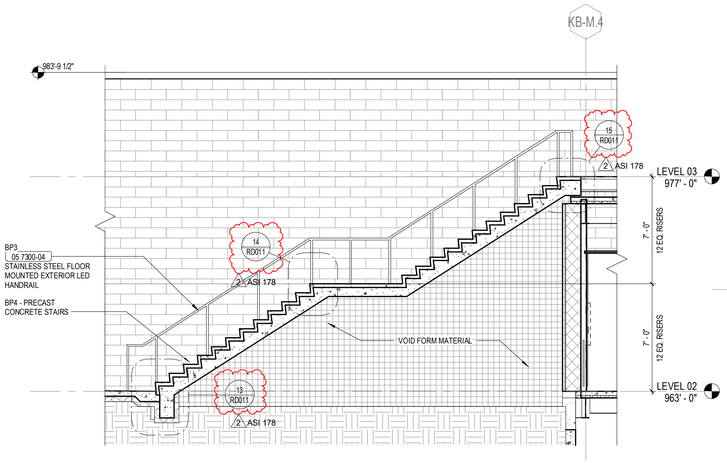

12 RD011 ASI 178 XB-B STAIR - SECTION
1/4" = 1'-0"

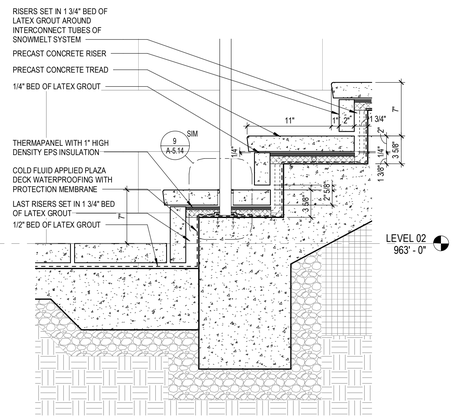

13 RD011 ASI 178 ST-XB-B DETAIL
1 1/2" = 1'-0"

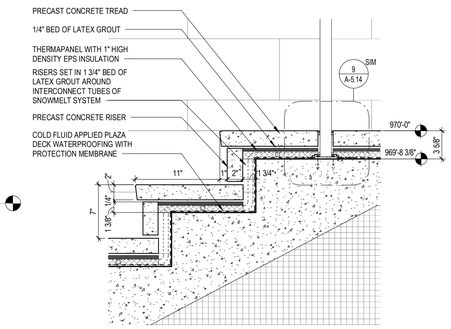

14 RD011 ASI 178 ST-XB-B DETAIL
1 1/2" = 1'-0"

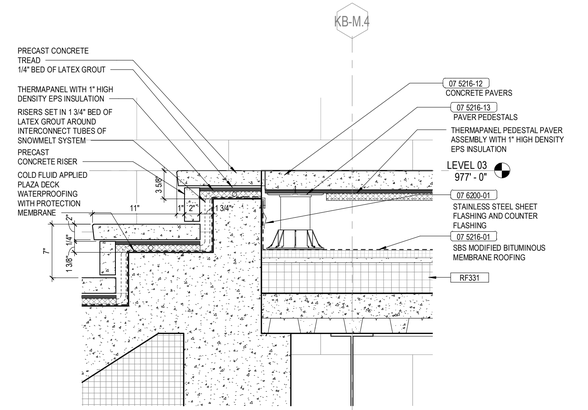

15 RD011 ASI 178 ST-XB-B DETAIL
1 1/2" = 1'-0"

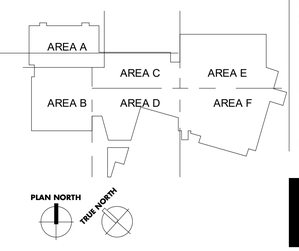

UK - STUDENT CENTER RENOVATION AND EXPANSION BP#3 Lexington, Kentucky

RECORD DRAWING SUPPLEMENTAL DRAWINGS

RECORD DRAWINGS

RD011

Job Number: 1404.00 | 11/13/19 | Drawn By: Author | Checked By: Checker | Revision: 10

No.	Description	Date
2	REF1_ASI_PCO_CO	2016-2018
10	Structural ASI	Date 9

RECORD DOCUMENTS
These Record Documents have been prepared based on information provided by other parties and have not been verified the accuracy and/or completeness of this information and shall not be responsible for any errors or omissions that may be incorporated as a result of inaccurate or incomplete information provided by others.

Omni ARCHITECTS — November 2019 — DATE

1315 Peachtree Street
Atlanta, Georgia 30309
p 404.837.2300
www.perkinswill.com

PERKINS + WILL

212 North Upper Street
Lexington, Kentucky 40507
p 859.252.0664
www.omniarchitects.com

Omni ARCHITECTS

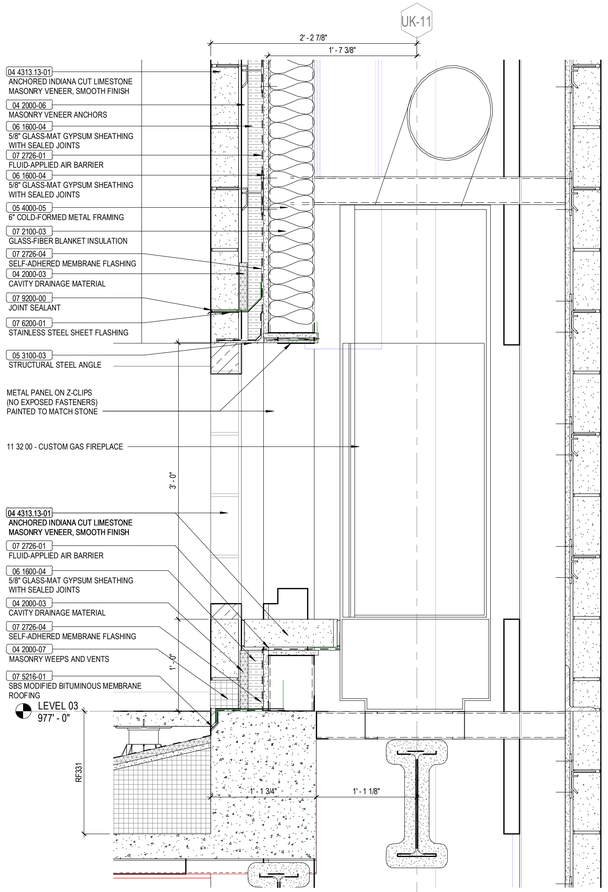

1 RD012 ASI 108 FIREPLACE DETAIL @ LEVEL 03
1 1/2" = 1'-0"

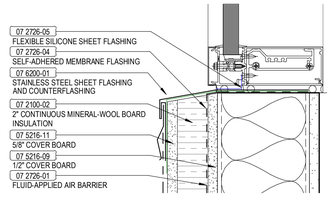

2 RD012 ASI 180 ENLARGED SILL DETAIL
3" = 1'-0"

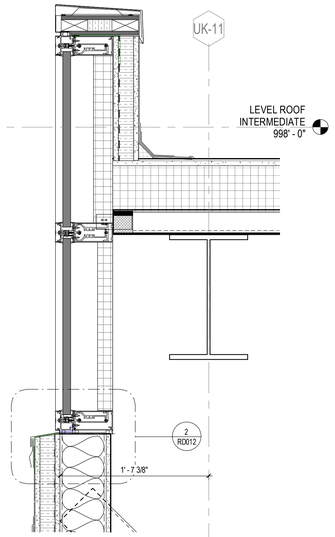

3 RD012 ASI 180 ROOF SECTION UK-11
1 1/2" = 1'-0"

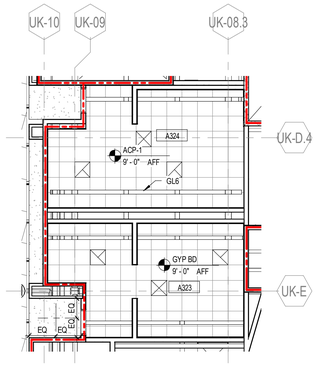

4 RD012 ASI 181 LEVEL 03 RCP - AREA E REFER 1/A-6.3e & 1/A-6.3f
1/8" = 1'-0"

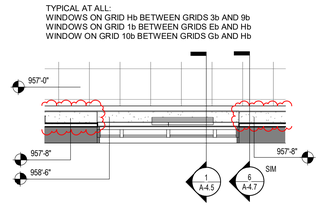

5 RD012 ASI 183 REFER TO 1/A-6.1b LEVEL 01 RCP - AREA B
1/4" = 1'-0"

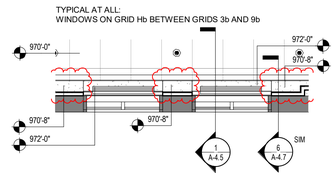

6 RD012 ASI 183 REFER TO 1/A-6.2b LEVEL 02 RCP - AREA B
1/4" = 1'-0"

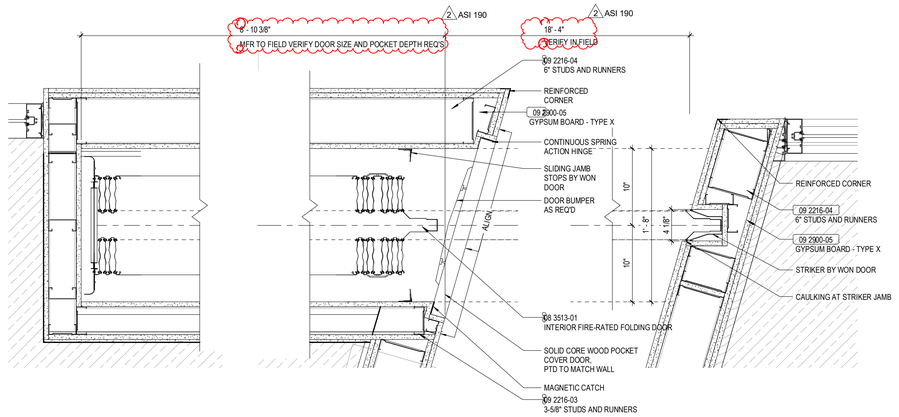

7 RD012 ASI 190 L3 WEST WON DOOR POCKET - A300B.2 - REF DETAIL 6/A-8.7
1 1/2" = 1'-0"

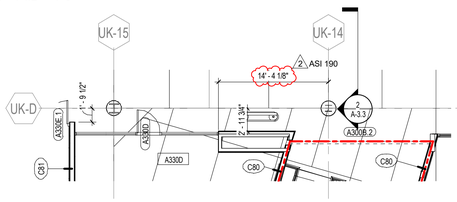

8 RD012 ASI 190 ENLARGED LEVEL 03 DIMENSION PLAN - AREA C (963'-0") - REF SHEET A-1.3c-d
1/8" = 1'-0"

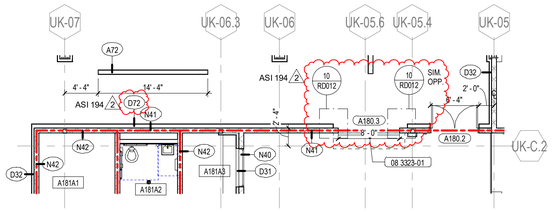

9 RD012 ASI 194 ENLARGED LEVEL 01 DIMENSION PLAN - AREA E (948'-0") REF. A-1.1e-d
1/8" = 1'-0"

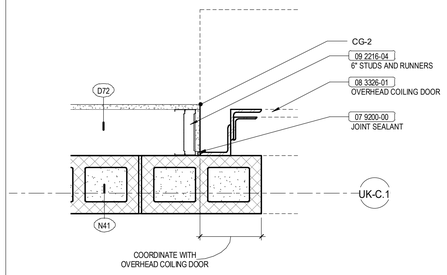

10 RD012 ASI 194 OVERHEAD COILING DOOR JAMB DETAIL
1 1/2" = 1'-0"

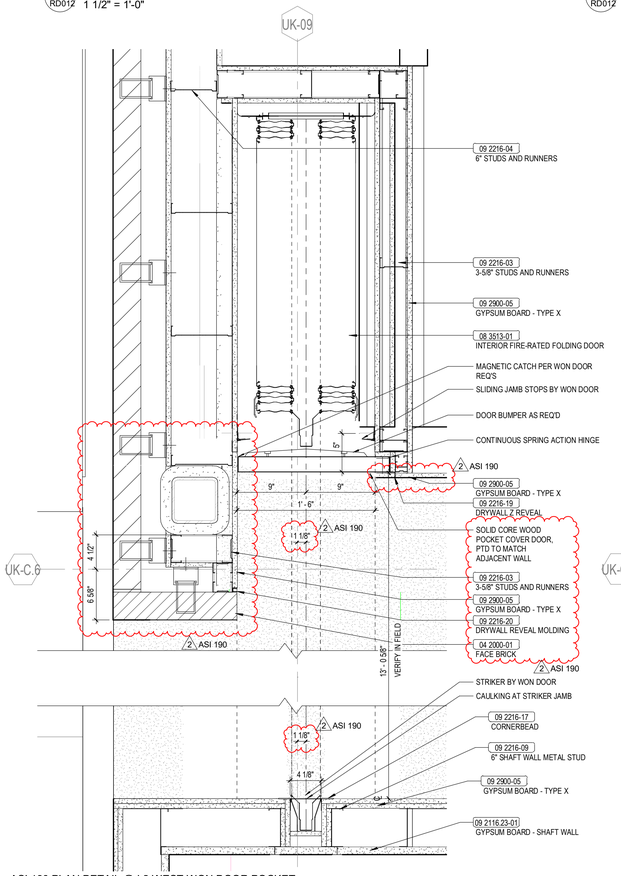

11 RD012 ASI 190 PLAN DETAIL @ L2 WEST WON DOOR POCKET - A200B.1 - REF DRAWING 4/A-8.7
1 1/2" = 1'-0"

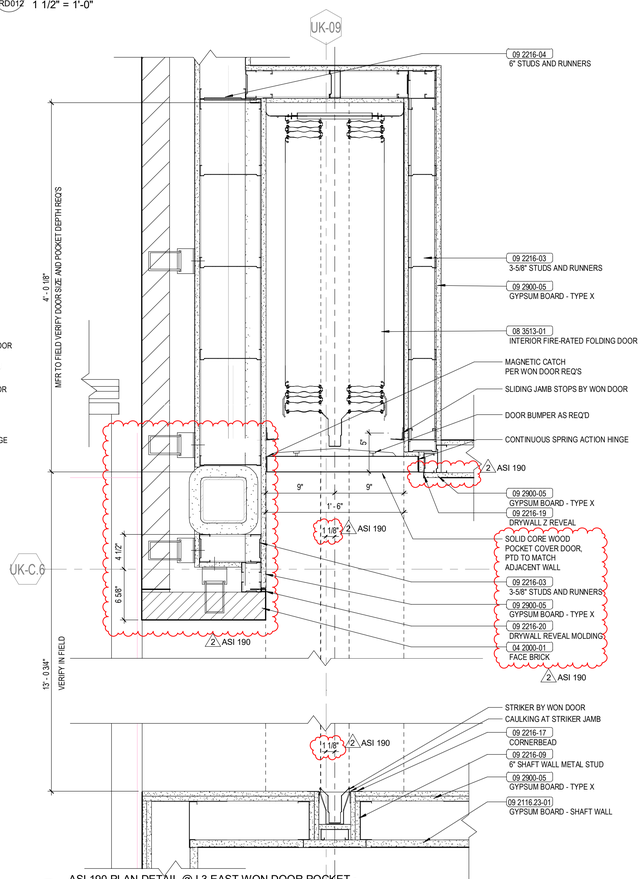

12 RD012 ASI 190 PLAN DETAIL @ L3 EAST WON DOOR POCKET - A300A.2 - REF DRAWING 3/A-8.8
1 1/2" = 1'-0"

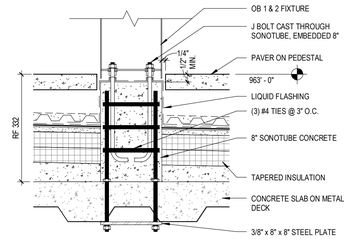

13 RD012 ASI 193 OB 1&2 MOUNT DETAIL - BUILDING PAVER ON PEDESTAL AREA E/F
1 1/2" = 1'-0"

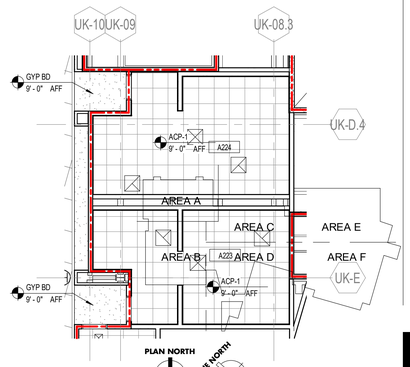

14 RD012 ASI 199 LEVEL 02 RCP - AREA E REFER 1/A6.2e & 1/A-6.2f
1/8" = 1'-0"

UK - STUDENT CENTER RENOVATION AND EXPANSION BP#3 Lexington, Kentucky

RECORD DRAWING SUPPLEMENTAL DRAWINGS

RECORD DRAWINGS

RD012

Job Number: 1404.00 | Drawn By: Author | 11/13/19 | Checked By: Checker | Revision: 2

No.	Description	Date
2	RFI, ASI, PCO, CO	2016-2018

RECORD DOCUMENTS
These Record Documents have been prepared based on information provided by others and shall not be verified the accuracy and/or completeness of this information and shall not be responsible for any errors or omissions that may be incorporated as a result of inaccurate or incomplete information provided by others.
Omni ARCHITECTS
November 2019
DATE

Omni ARCHITECTS
212 North Upper Street
Lexington, Kentucky 40507
p. 859.252.6664
www.omnirchitects.com

PERKINS + WILL
1315 Peachtree Street
Atlanta, Georgia 30309
p.404.837.2300
www.perkinswill.com

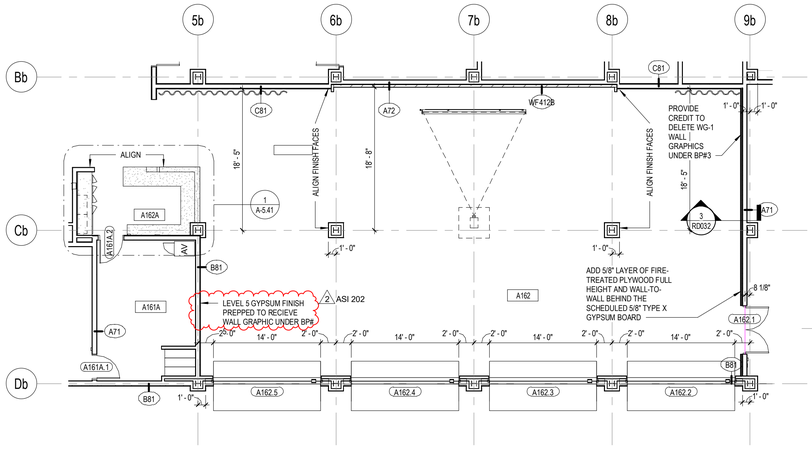

1 RD013 ASI 202_ENLARGED LEVEL 01 DIMENSION PLAN - AREA B (948'-0") 1/8" = 1'-0"

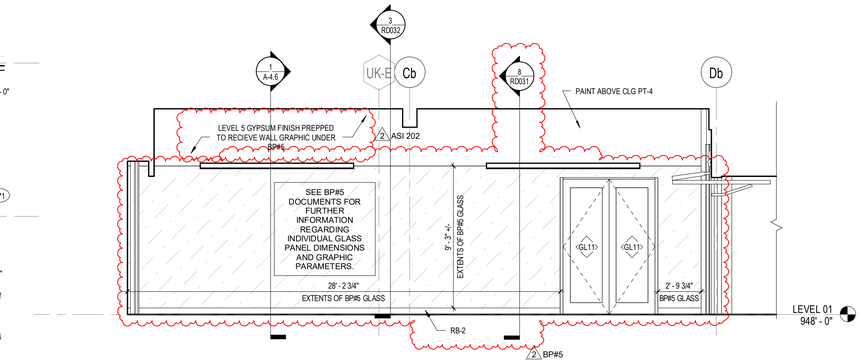

2 RD013 ASI 202_CATS DEN A162 - E2 ELEV 1/4" = 1'-0"

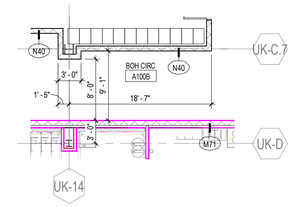

3 RD013 ASI 203 ENLARGED LEVEL 01 DIMENSION PLAN - AREA C (948'-0") REFER 1/A-1.1c-d 1/8" = 1'-0"

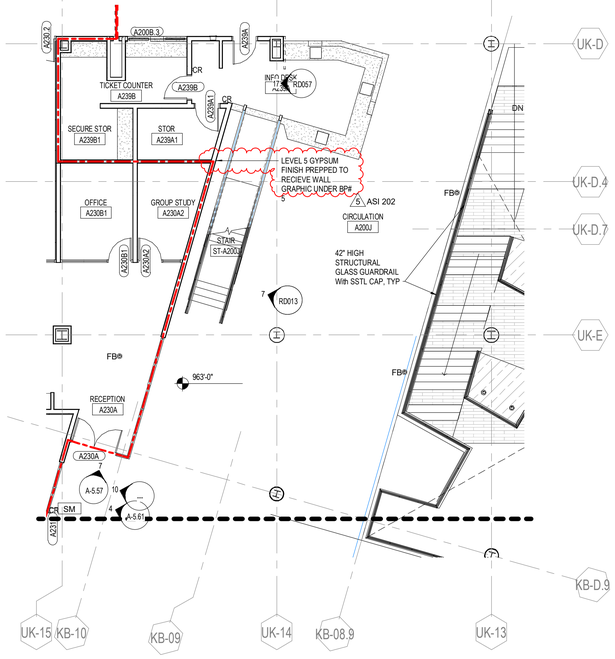

4 RD013 ASI 202_ENLARGED LEVEL 02 FLOOR PLAN - AREA C (963'-0") 1/8" = 1'-0"

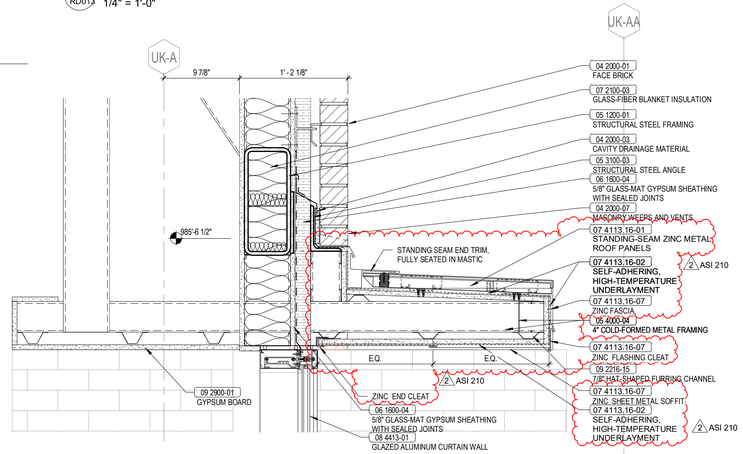

5 RD013 ASI 210 WS - NORTH - MAS OPENING AT BOOKSTORE - REF DETAIL 8/A-4.72 1 1/2" = 1'-0"

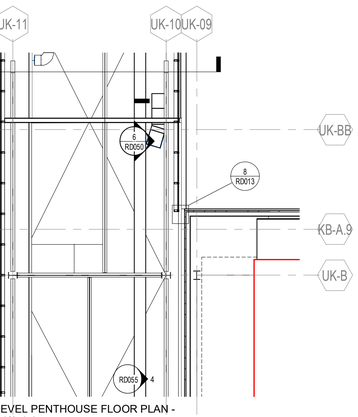

ASI 213 ENLARGED LEVEL PENTHOUSE FLOOR PLAN - AREA E (992'-0") REF 1/A-1.4e
REFER TO TC03-10-084413 - Area C-D-E-F Shop Drawings - REV01 VIEWS 2.12, 3/A-2.12/3.20, 107/6.47, AND 108/6.47.
6 RD013 1/8" = 1'-0"

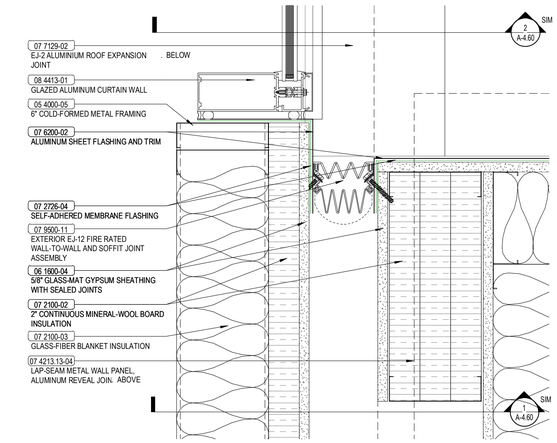

ASI 213 PLAN DETAIL - EJ 12
REFER TO TC03-10-084413 - Area C-D-E-F Shop Drawings - REV01 VIEWS 107/6.47, AND 108/6.47.
8 RD013 3" = 1'-0"

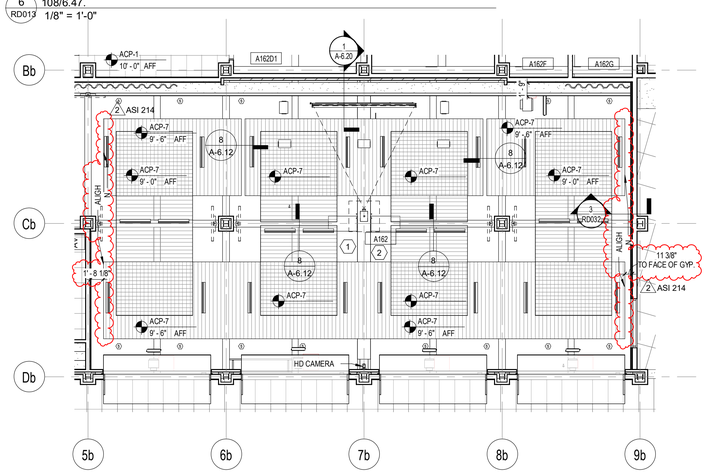

10 RD013 ASI 214_LEVEL 01 RCP - AREA B 1/8" = 1'-0"

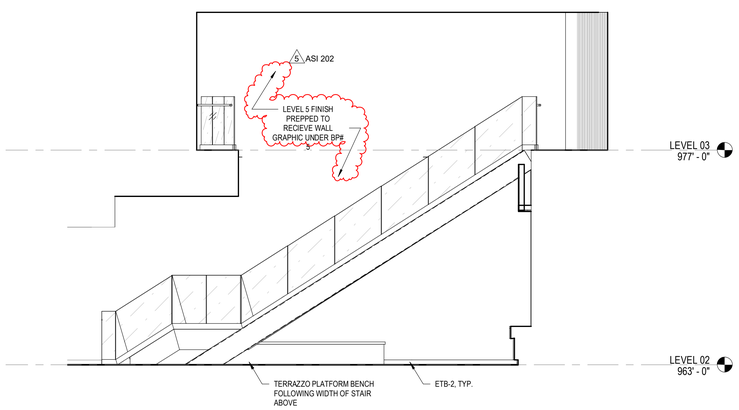

7 RD013 ASI 202_CIRC A200J - W ELEV 1/4" = 1'-0"

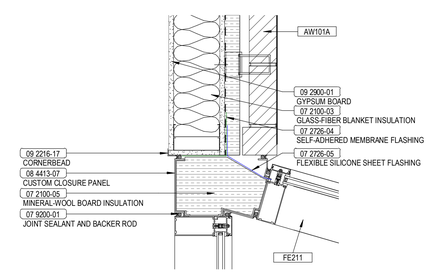

ASI 213 PLAN DETAIL - VESTIBULE A200D1
REFER TO TC03-10-084413 - Area C-D-E-F Shop Drawings - REV01 VIEWS 123/6.56 AND 42/7.11
9 RD013 1 1/2" = 1'-0"

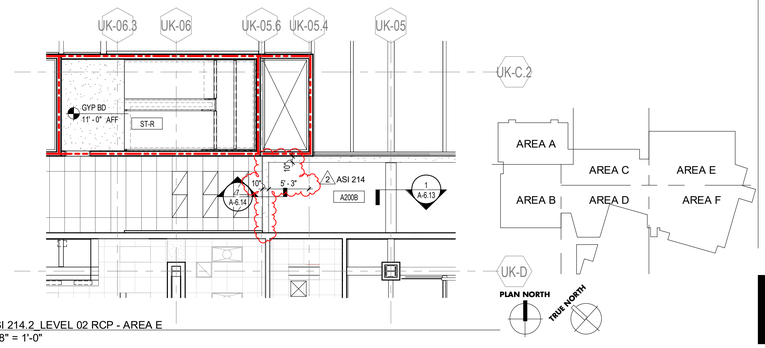

11 RD013 ASI 214.2_LEVEL 02 RCP - AREA E 1/8" = 1'-0"

UK - STUDENT CENTER RENOVATION AND EXPANSION BP#3 Lexington, Kentucky

RECORD DRAWING SUPPLEMENTAL DRAWINGS

RECORD DRAWINGS

RD013

Job Number: 1404.00 | 11/13/19 | Drawn By: Author | Checked By: Checker | Revision: 5

No.	Description	Date
2	RFI_ASI_PCO_CO	2016-2018
5	BP3 - ADDENDUM #4	DEC 2015

RECORD DOCUMENTS
These Record Documents have been prepared based on information provided by others. The contractor shall verified the accuracy and/or completeness of this information and shall not be responsible for any errors or omissions that may be incorporated as a result of erroneous or incomplete information provided by others.
Omni ARCHITECTS — November 2019 — DATE

PERKINS + WILL
1315 Peachtree Street
Atlanta, Georgia 30309
p 404.837.2300
www.perkinswill.com

Omni ARCHITECTS
212 North Upper Street
Lexington, Kentucky 40507
p. 859.252.0664
www.omniarchitects.com

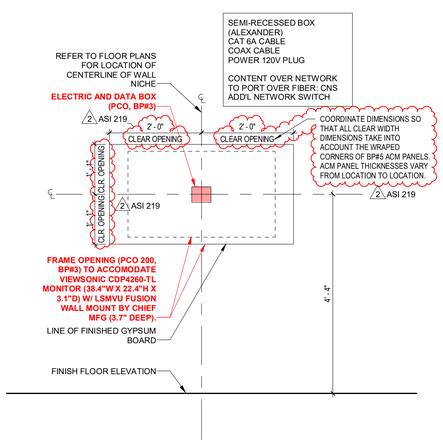

1 RD014 ASI 219 NICHE ELEVATION (FOR INTERACTIVE MONITORS)
3/4" = 1'-0"

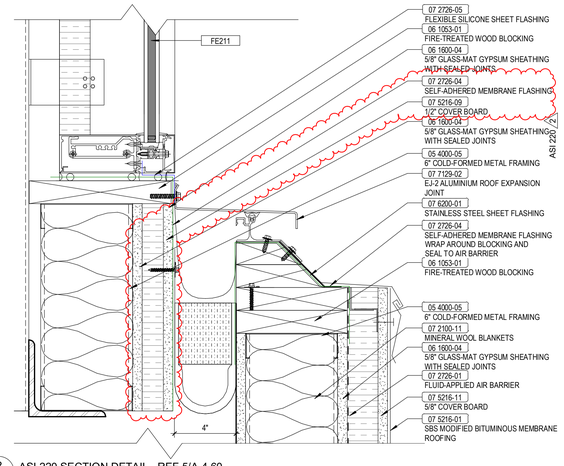

2 RD014 ASI 220 SECTION DETAIL REF 5/A-4.60
3" = 1'-0"

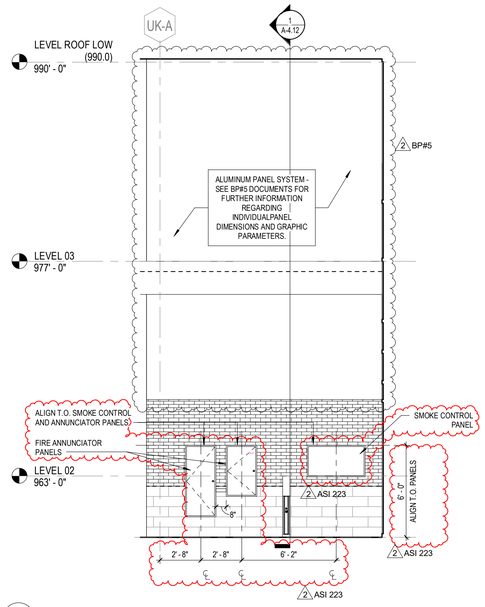

3 RD014 ASI 223 INTERIOR ELEVATION
1/4" = 1'-0"

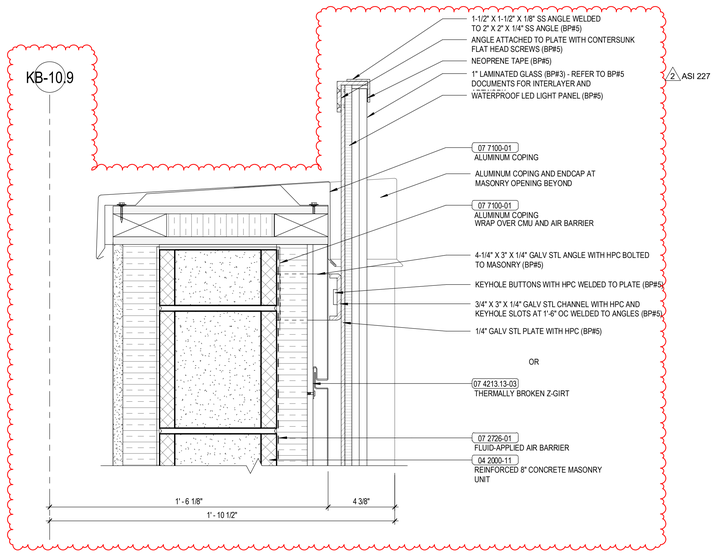

4 RD014 ASI 227 SECTION DETAIL - VS GLASS PANEL HEAD
3" = 1'-0"

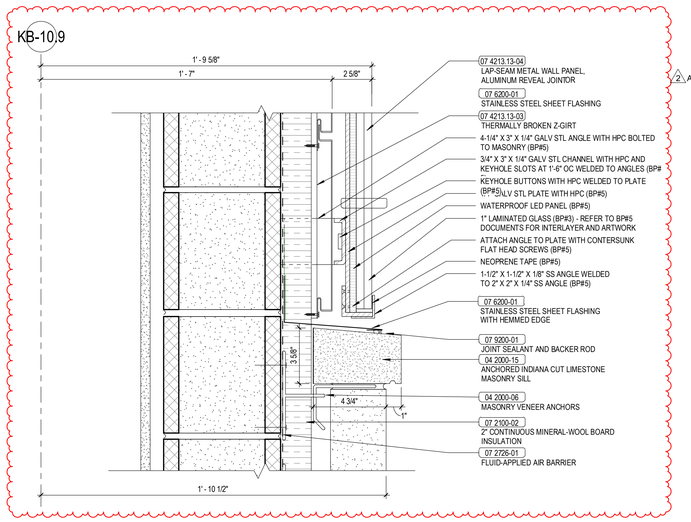

5 RD014 ASI 227 SECTION DETAIL - VS GLAS PANEL SILL
3" = 1'-0"

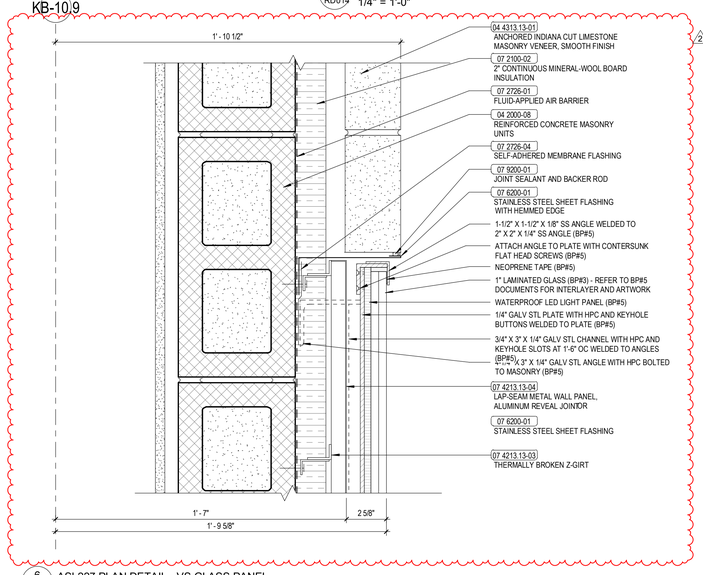

6 RD014 ASI 227 PLAN DETAIL - VS GLASS PANEL
3" = 1'-0"

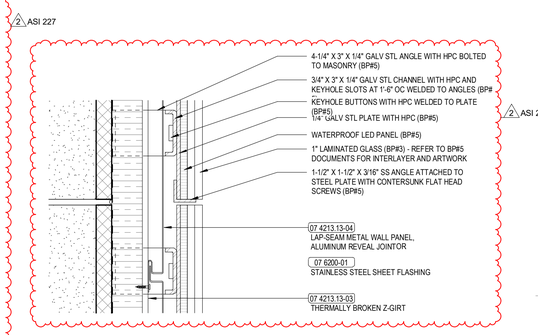

7 RD014 ASI 227 SECTION DETAIL - VS GLASS PANEL JOINT
3" = 1'-0"

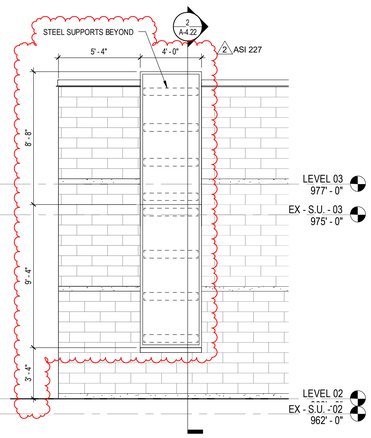

8 RD014 ASI 227 EAST VISTOR CENTER ELEV
1/4" = 1'-0"

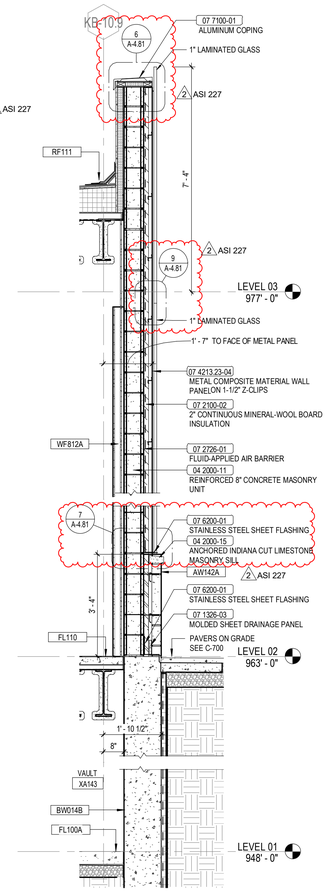

9 RD014 ASI 227 WALL SECTION
1/2" = 1'-0"

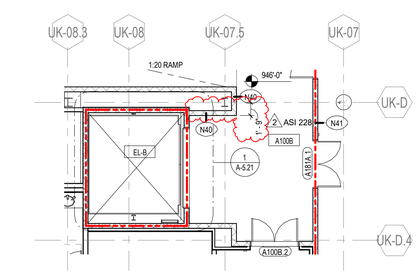

10 RD014 ASI 228 ENLARGED LEVEL 01 DIMENSION PLAN - AREA E (948'-0") REFER 1/A-1.1e-d
1/8" = 1'-0"

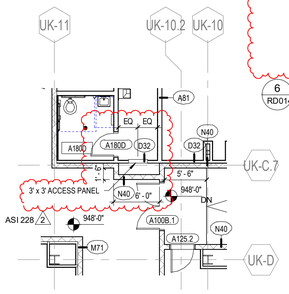

12 RD014 ASI 228 ENLARGED LEVEL 01 DIMENSION PLAN - AREA E (948'-0") REFER 1/A-1.1E-d
1/8" = 1'-0"

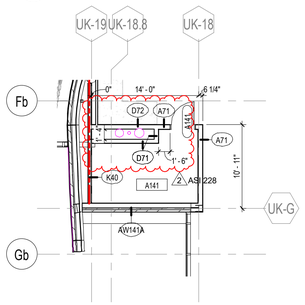

11 RD014 ASI 228 ENLARGED LEVEL 01 DIMENSION PLAN - AREA D (948'-0") REFER 1/A-1.1D-d
1/8" = 1'-0"

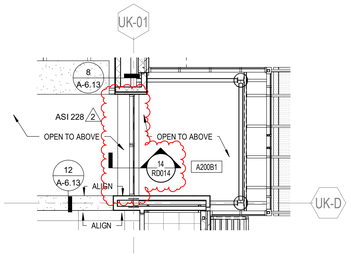

13 RD014 LEVEL 02 RCP - AREA E REFER 1/A-6.2E
1/8" = 1'-0"

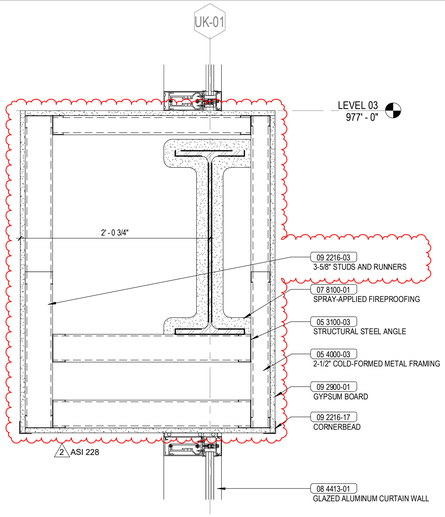

14 RD014 ASI 228 BEAM WRAP AT CURTAIN WALL REFER 4/A-6.17
1 1/2" = 1'-0"

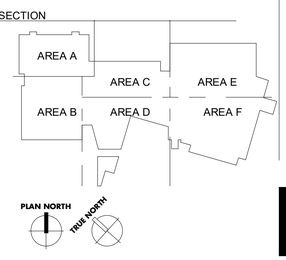

UK - STUDENT CENTER RENOVATION AND EXPANSION BP#3

Lexington, Kentucky

RECORD DRAWING SUPPLEMENTAL DRAWINGS

RECORD DRAWINGS

RD014

Job Number: 1404.00 | 11/13/19 | Drawn By: Author | Checked By: Checker | Revision: 2

No.	Description	Date
2	RFI, ASI, PCO, CO	2016-2018

RECORD DOCUMENTS
These Record Documents have been prepared based on information provided by others and shall not be verified the accuracy and/or completeness of this information and shall not be responsible for any errors or omissions that may be incorporated as a result of incorrect information provided by others.
November 2019 — DATE

Omni ARCHITECTS
212 North Upper Street, Lexington, Kentucky 40507, p. 859.252.6664, www.omniarchitects.com

PERKINS + WILL
1315 Peachtree Street, Atlanta, Georgia 30309, p.404.837.2300, www.perkinswill.com

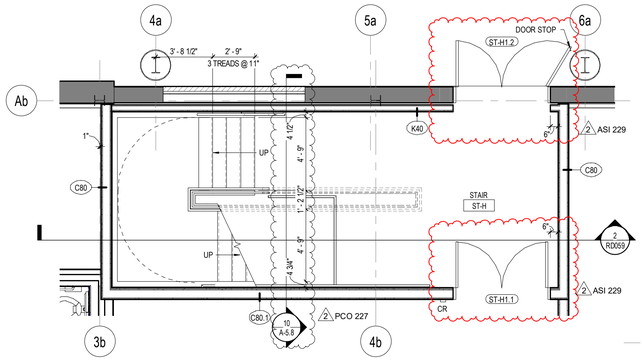

1 RD015 ASI 229 STAIR H - LEVEL 01 PLAN - REF DRAWING 1/A-5.8
1/4" = 1'-0"

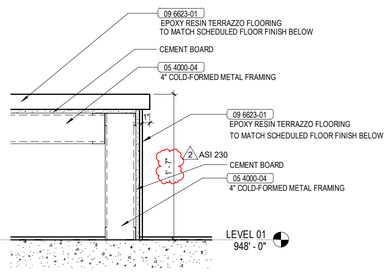

2 RD015 ASI 230_TERRAZZO SEATING (CANE DETECTION) DETAIL
1 1/2" = 1'-0"

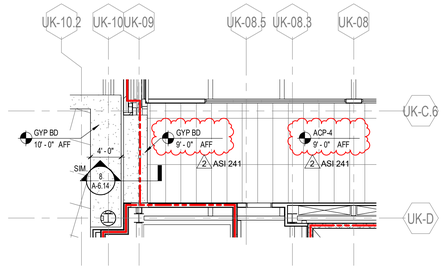

3 RD015 ASI 241 LEVEL 02 RCP - AREA E REFER TO 1/A6.2E
1/8" = 1'-0"

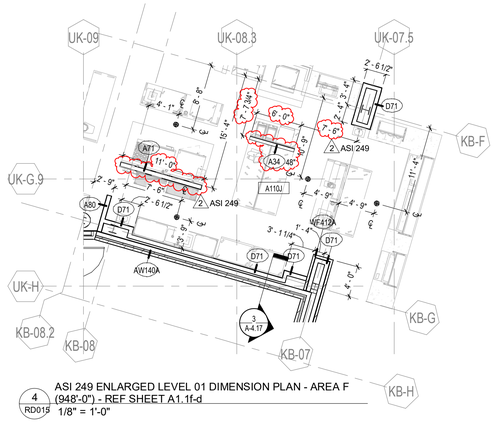

4 RD015 ASI 249 ENLARGED LEVEL 01 DIMENSION PLAN - AREA F (948'-0") - REF SHEET A1.1f-d
1/8" = 1'-0"

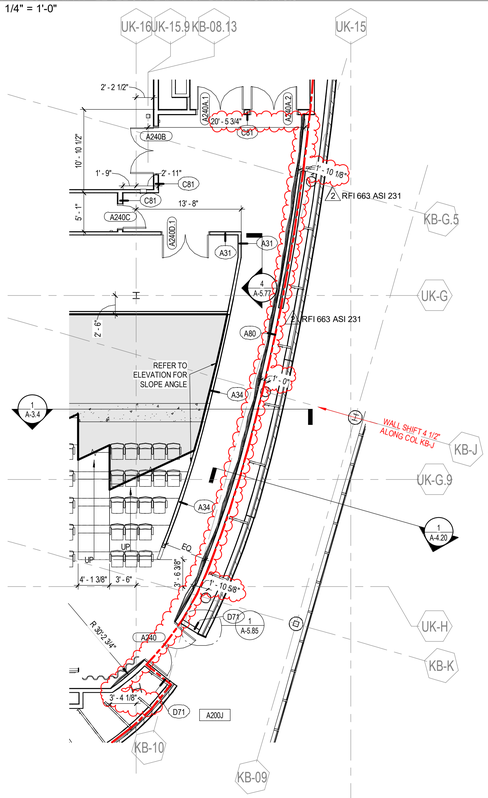

5 RD015 ASI 231 ENLARGED LEVEL 02 DIMENSION PLAN - AREA D (963'-0") - REF. SHEET A-1.2d-d
1/8" = 1'-0"

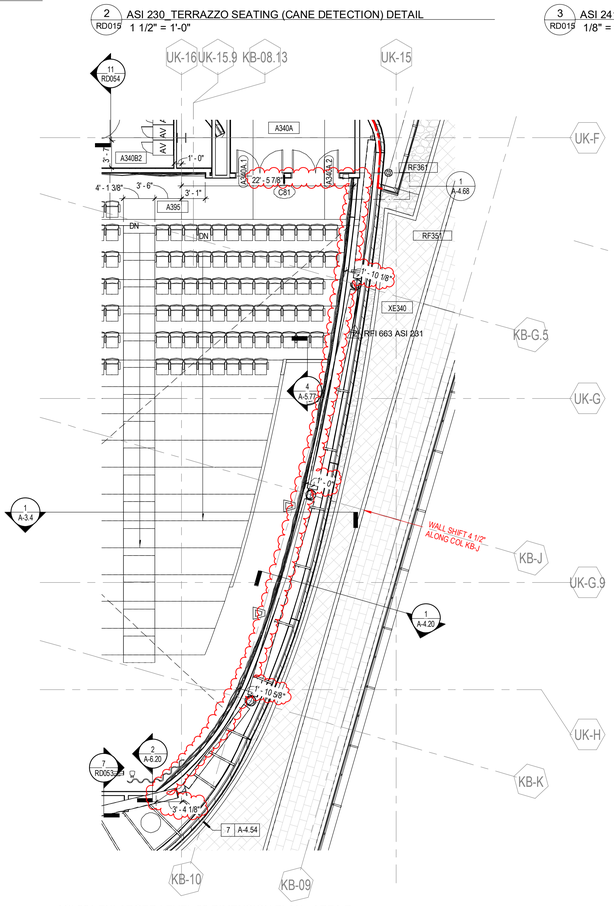

6 RD015 ASI 231 ENLARGED LEVEL 03 DIMENSION PLAN - AREA D (963'-0") - REF. SHEET A/1.3d-d
1/8" = 1'-0"

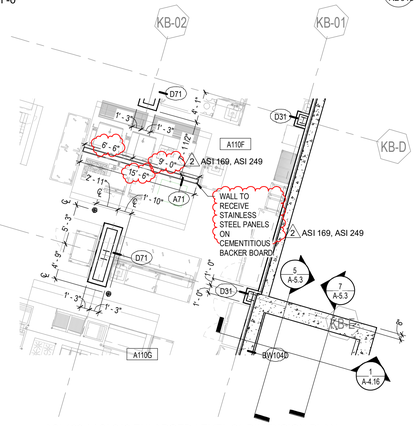

7 RD015 ASI 169 / ASI 249 ENLARGED LEVEL 01 DIMENSION PLAN - AREA F (948'-0") - REF SHEET A1.1f-d
1/8" = 1'-0"

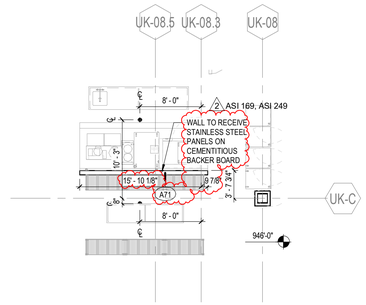

8 RD015 ASI 169 / ASI 249 ENLARGED LEVEL 01 DIMENSION PLAN - AREA E (948'-0") - REF SHEET A-1.1e-d
1/8" = 1'-0"

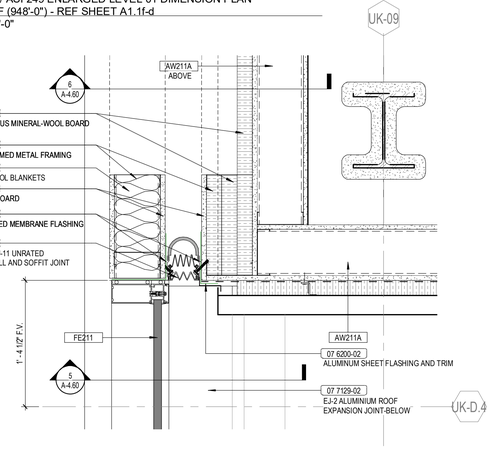

9 RD015 ASI 252 PLAN DETAIL - EJ11 @ PENTHOUSE CORNER
1 1/2" = 1'-0"

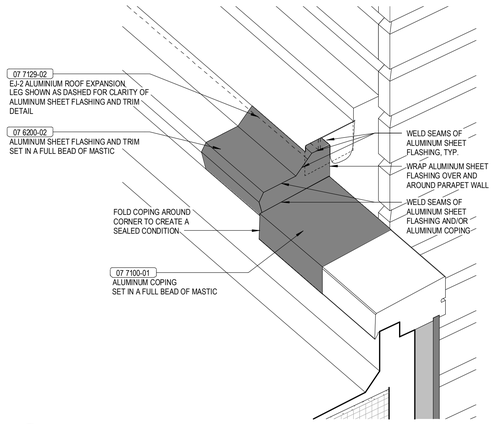

11 RD015 ASI 251 3D DETAIL - EJ2/EJ11 PENTHOUSE CORNER
1 1/2" = 1'-0"

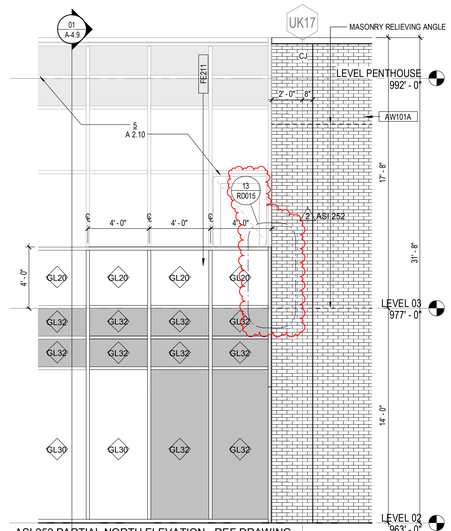

12 RD015 ASI 252 PARTIAL NORTH ELEVATION - REF DRAWING 3/A-2.10
1/4" = 1'-0"

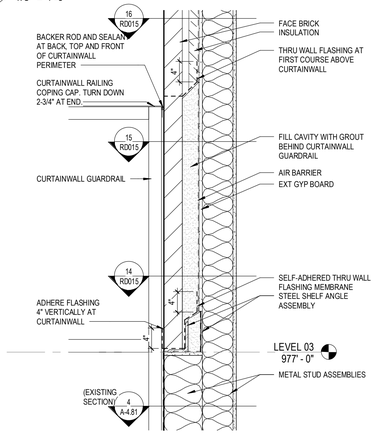

13 RD015 ASI 252 CURTAINWALL PARAPET TO BRICK SECTION DETAIL
1" = 1'-0"

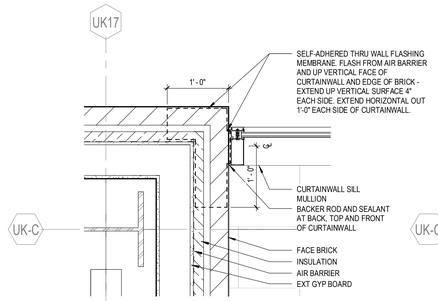

14 RD015 ASI 252 CURTAINWALL PARAPET TO BRICK JAMB DETAIL
1" = 1'-0"

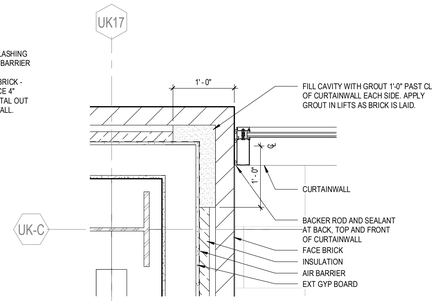

15 RD015 ASI 252 CURTAINWALL PARAPET TO BRICK JAMB DETAIL
1" = 1'-0"

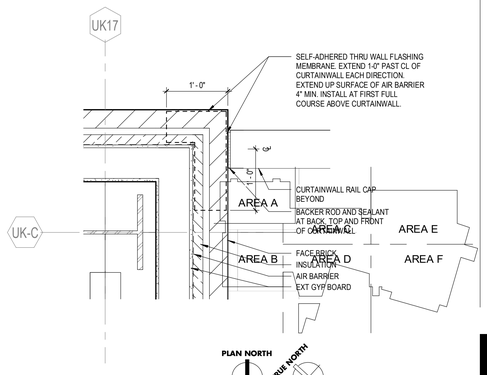

16 RD015 ASI 252 CURTAINWALL PARAPET TO BRICK JAMB DETAIL
1" = 1'-0"

UK - STUDENT CENTER RENOVATION AND EXPANSION BP#3 Lexington, Kentucky

RECORD DRAWING SUPPLEMENTAL DRAWINGS

Job Number:	Drawn By:	Checked By:	Revision:
1404.00	Author	Checker	2

11/13/19

No.	Description	Date
2	RFI, ASI, PCO, CO	2016-2018

RECORD DOCUMENTS
These Record Documents have been prepared based on information provided by others. The Contractor has verified the accuracy and/or completeness of this information and shall not be responsible for any errors or omissions that may be incorporated as a result of errors or omissions provided by others.
Omni ARCHITECTS
November 2019
DATE

PERKINS + WILL
1315 Peachtree Street
Atlanta, Georgia 30309
p.404.837.2300
www.perkinswill.com

Omni ARCHITECTS
212 North Upper Street
Lexington, Kentucky 40507
p. 859.252.6664
www.omniarchitects.com

RECORD DRAWINGS

RD015

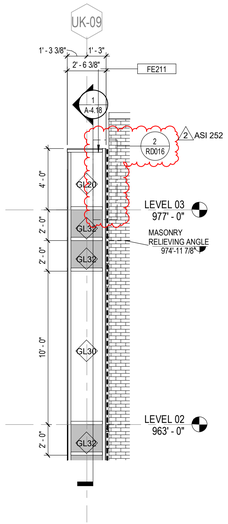

1 RD016 ASI 252 PARTIAL SOUTHWEST ELEVATION - REF DRAWING 4/A-2.17
1/4" = 1'-0"

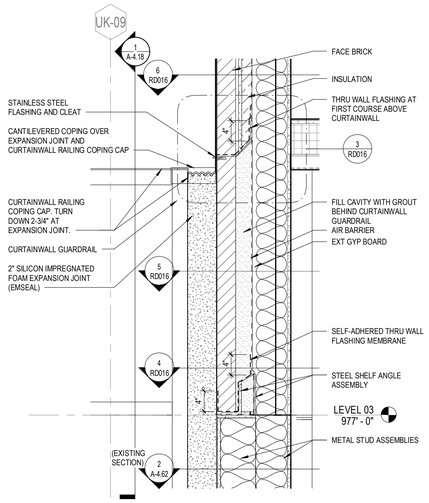

2 RD016 ASI 252 EXPANSION JOINT AT CURTAINWALL GUARDRAIL SECTION DETAIL
1" = 1'-0"

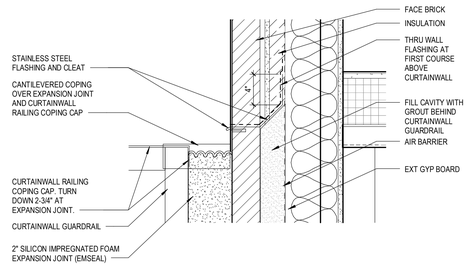

3 RD016 ASI 252 EXPANSION JOINT AT CURTAINWALL GUARDRAIL SECTION DETAIL
1 1/2" = 1'-0"

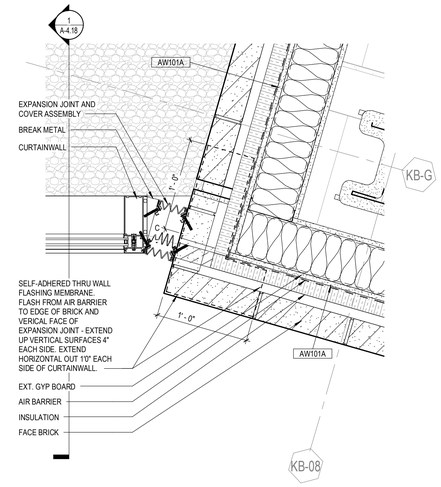

4 RD016 ASI 252 EXPANSION JOINT PLAN DETAIL - REF DRAWING 3/A-4.62
1 1/2" = 1'-0"

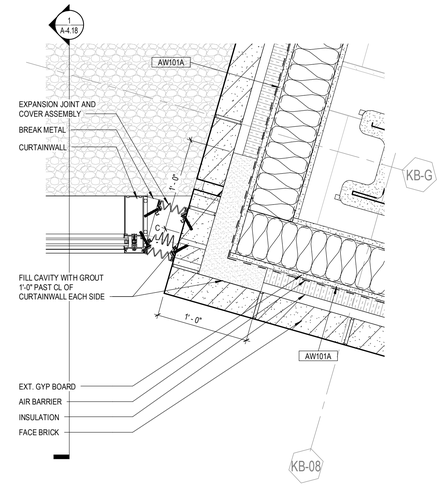

5 RD016 ASI 252 EXPANSION JOINT PLAN DETAIL - REF DRAWING 3/A-4.62
1 1/2" = 1'-0"

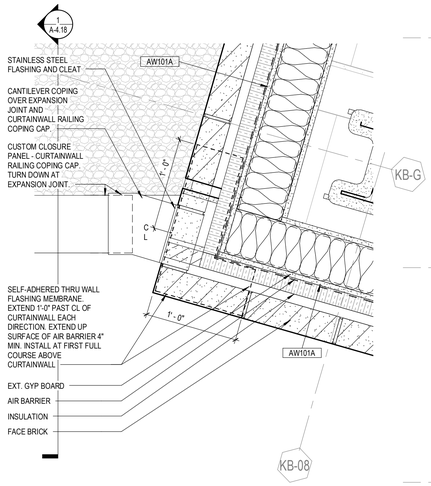

6 RD016 ASI 252 EXPANSION JOINT PLAN DETAIL - REF DRAWING 3/A-4.62
1 1/2" = 1'-0"

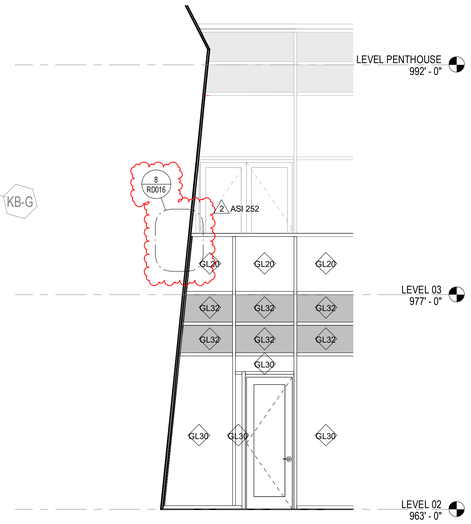

7 RD016 ASI 252 PARTIAL NORTH ELEVATION - REF DRAWING 3/A-2.10
1/4" = 1'-0"

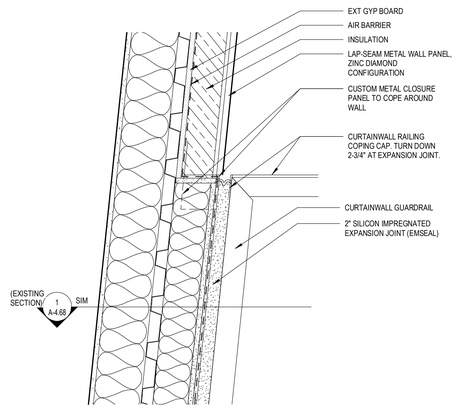

8 RD016 ASI 252 CURTAINWALL PARAPET TO BRICK SECTION DETAIL
1 1/2" = 1'-0"

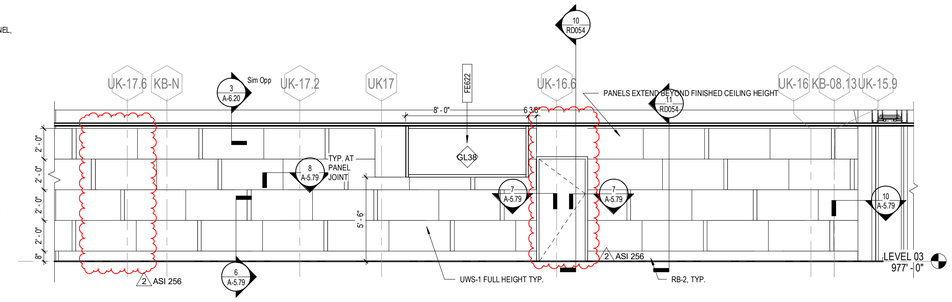

9 RD016 ASI 256 CINEMA A240 - N ELEV - REF DRAWING 2/A-5.78
1/4" = 1'-0"

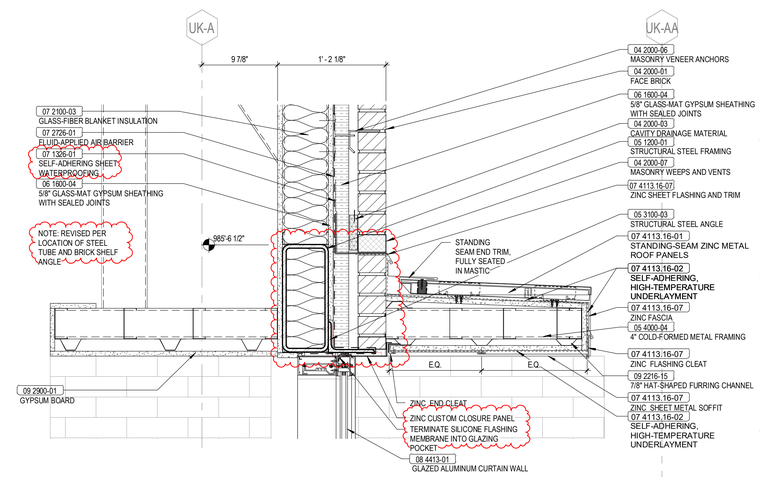

10 RD016 ASI 257 WS - NORTH - MAS OPENING AT BOOKSTORE - REF DETAIL 8/A-4.72
1 1/2" = 1'-0"

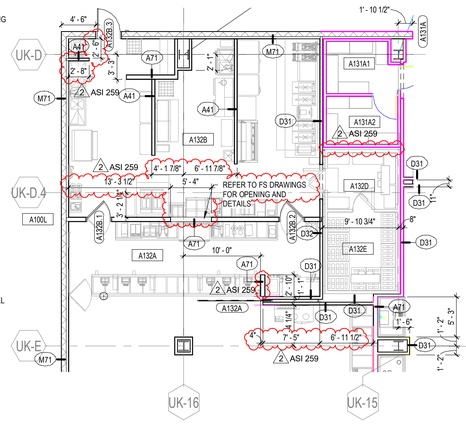

11 RD016 ASI 259 ENLARGED LEVEL 01 DIMENSION PLAN - AREA C (948'-0")
1/8" = 1'-0"

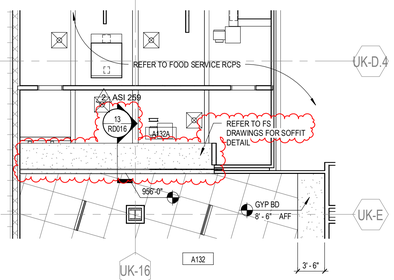

12 RD016 ASI 259 LEVEL 01 RCP - AREA C - REF SHEET A-6.1C CHICK-FIL-A (A132) RCP
1/8" = 1'-0"

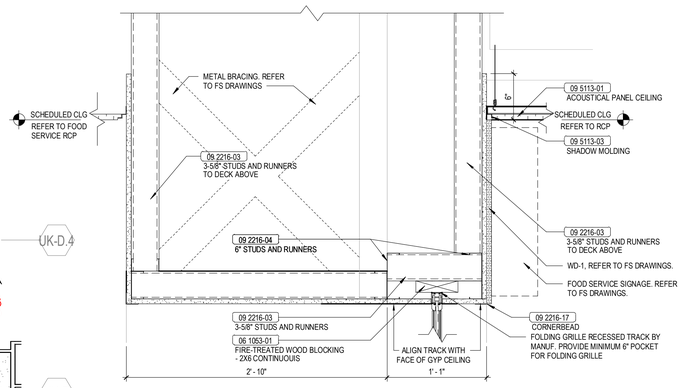

13 RD016 ASI 259 SOFFIT DETAIL - REFERENCE SHEET 6.12
1 1/2" = 1'-0"

UK - STUDENT CENTER RENOVATION AND EXPANSION BP#3 Lexington, Kentucky

Job Number: 1404.00 | 11/13/19 | Drawn By: Author | Checked By: Checker | Revision: 10

No.	Description	Date
2	[REF], ASI, PCO, CO	2016-2018
10	Structural ASI	Date 9

1315 Peachtree Street
Atlanta, Georgia 30309
p 404.837.2300
www.perkinswill.com

212 North Upper Street
Lexington, Kentucky 40507-1001
p 859.252.6664
www.omniarchitects.com

PERKINS + WILL

Omni ARCHITECTS

RECORD DRAWING SUPPLEMENTAL DRAWINGS

CONTRACT DOCUMENTS

RECORD DOCUMENTS
These Record Documents have been prepared based on information provided by others. The contractor shall verified the accuracy and/or completeness of this information and shall not be responsible for any errors or omissions that may be incorporated as a result of errors or omissions in the provided information.
Omni ARCHITECTS — November 2019 — DATE

RD016

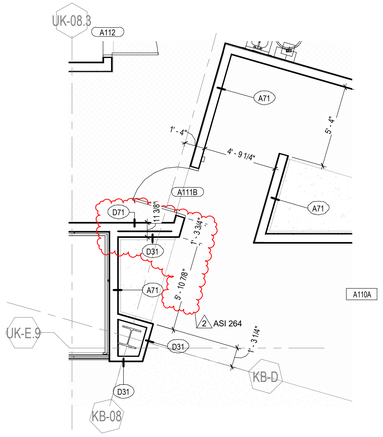

1 RD017 ASI 264 ENLARGED LEVEL 01 DIMENSION PLAN - AREA F (948'-0") - REF SHEET F-1.1fd
1/4" = 1'-0"

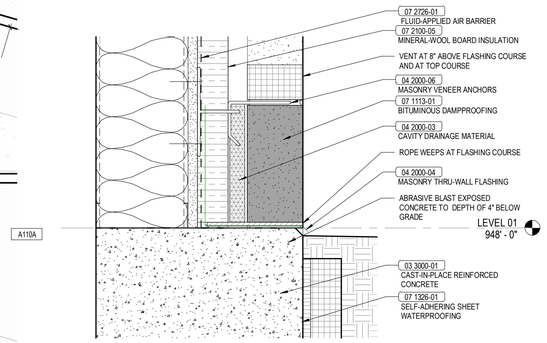

2 RD017 ASI 268 WALL SECTION MASONRY VENEER SILL
3" = 1'-0"

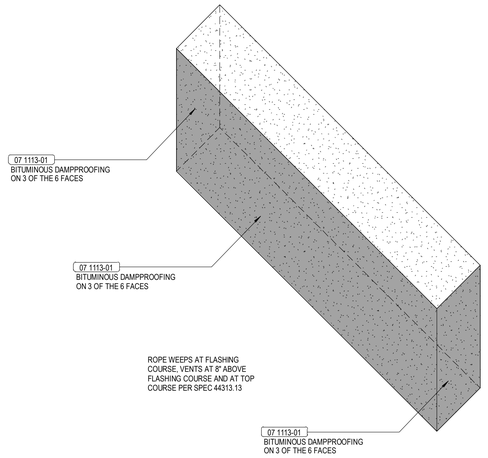

3 RD017 ASI 268 3D DETAIL - STONE DAMP PROOFING AT BASE COURSE
3" = 1'-0"

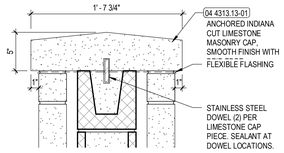

4 RD017 ASI 268 LIMESTONE CAP - KENTUCKY LIMESTONE WITH OVERHANG - REF DRAWING 8/A-4.73
1 1/2" = 1'-0"

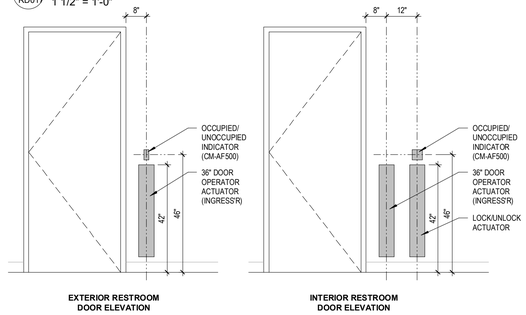

5 RD017 ASI 272 RESTROOM DOOR ELEVATION - ADA PUSH PLATE MOUNTING
1/2" = 1'-0"

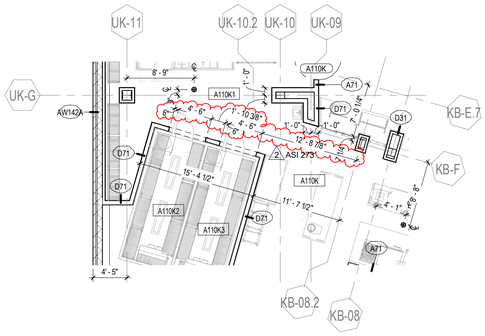

6 RD017 ASI 273 ENLARGED LEVEL 01 DIMENSION PLAN - AREA F (948'-0")
1/8" = 1'-0"

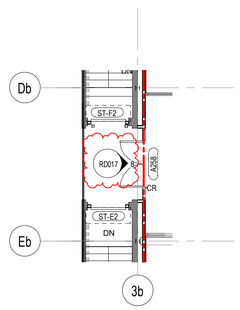

7 RD017 ASI 274 ENLARGED LEVEL 02 FLOOR PLAN - AREA B - REF A-1.2b
1/8" = 1'-0"

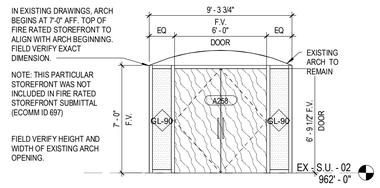

8 RD017 ASI 274 AREA B LEVEL 2 RATED STOREFRONT ELEVATION
1/4" = 1'-0"

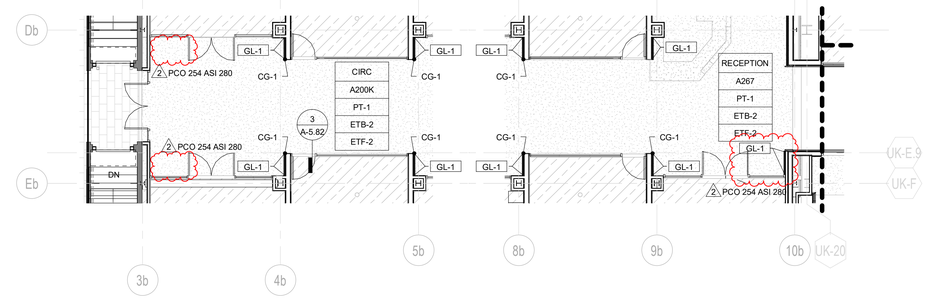

9 RD017 ASI 280 / PCO 254 LEVEL 02 FINISH PLAN - AREA B
1/8" = 1'-0"

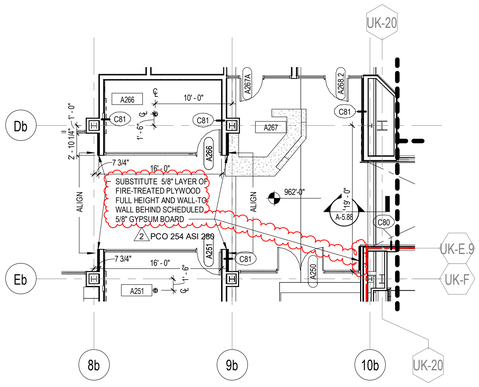

10 RD017 ASI 280 / PCO 254 ENLARGED LEVEL 02 DIMENSION PLAN - AREA B (963'-0")
1/8" = 1'-0"

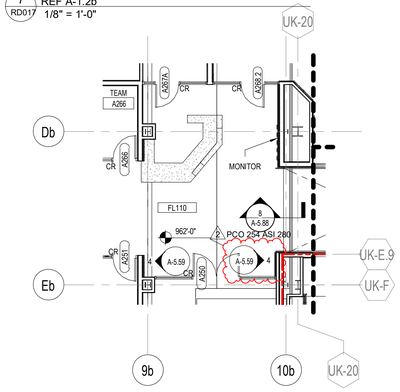

11 RD017 ASI 280 / PCO 254ENLARGED LEVEL 02 FLOOR PLAN - AREA B (963'-0")
1/8" = 1'-0"

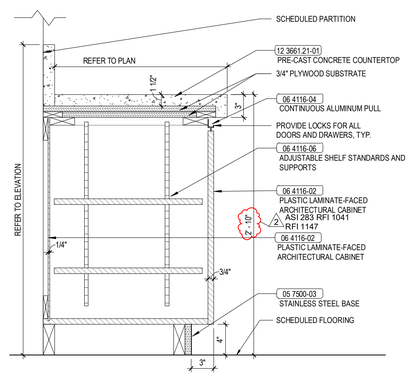

12 RD017 ASI 283 / RFI 1041 / RFI 1147 UNDERCABINET DETAIL W DEX COUNTERTOP @ CATS DEN - REF DETAIL 9/A-5.92
1 1/2" = 1'-0"

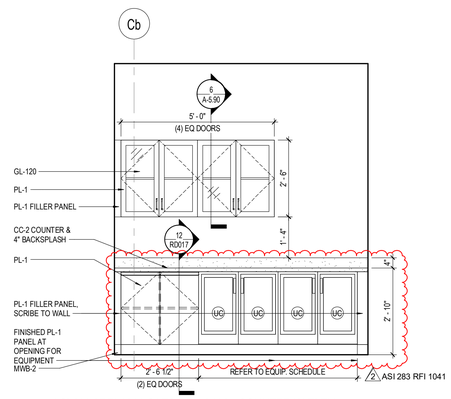

13 RD017 ASI 283 / RFI 1041 CATS DEN A162 - COUNTER W ELEV - REF DETAIL 5/A-5.41
1/2" = 1'-0"

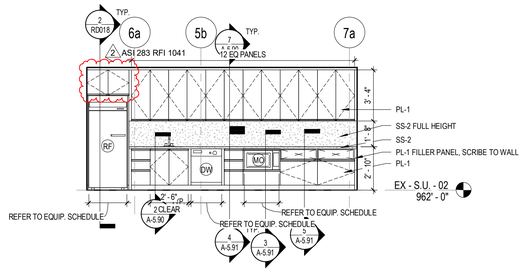

14 RD017 ASI 283 / RFI 1041 CSI KITCHENETTE A262B - N ELEV - REF DETAIL 19/A-5.59
1/4" = 1'-0"

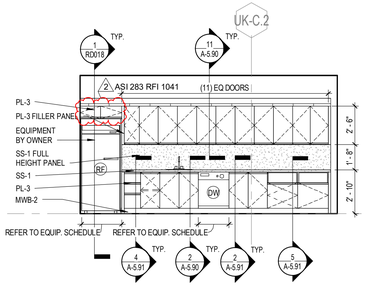

15 RD017 ASI 283 / RFI 1041 S.C. HOUSE KPG A174 - E ELEV - REF DETAIL 8/A-5.53
1/4" = 1'-0"

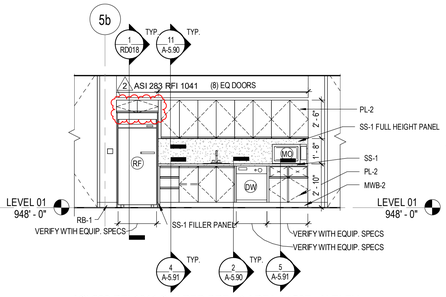

16 RD017 ASI 283 RFI 1041 SHARED BREAK AREA A150E - N ELEV - REF DETAIL 6/A-5.54
1/4" = 1'-0"

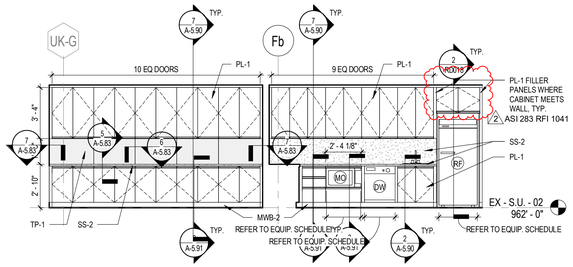

17 RD017 ASI 283 / RFI 1041 STUDENT ACTIVITIES A252 - W ELEV - REF DETAIL 10/A-5.59
1/4" = 1'-0"

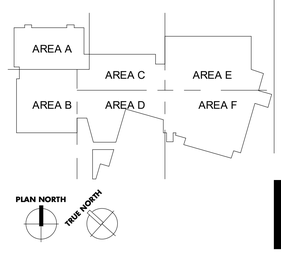

UK - STUDENT CENTER RENOVATION AND EXPANSION BP#3 Lexington, Kentucky

RECORD DRAWING SUPPLEMENTAL DRAWINGS

RECORD DRAWINGS

RD017

Job Number: 1404.00 | 11/13/19 | Drawn By: Author | Checked By: Checker | Revision: 10

No.	Description	Date
2	RFI, ASI, PCO, CO	2016-2018
10	Structural ASI	Date 9

RECORD DOCUMENTS
These Record Documents have been prepared based on information provided by others. The contractor shall verify the accuracy and/or completeness of this information and shall not be responsible for any errors or omissions that may be incorporated as a result of errors or omissions provided by others.
Omni ARCHITECTS
November 2019
DATE

212 North Upper Street
Lexington, Kentucky 40507
p. 859.252.6664
www.omniarchitects.com

1315 Peachtree Street
Atlanta, Georgia 30309
p 404.837.2300
www.perkinswill.com

PERKINS + WILL

Omni ARCHITECTS

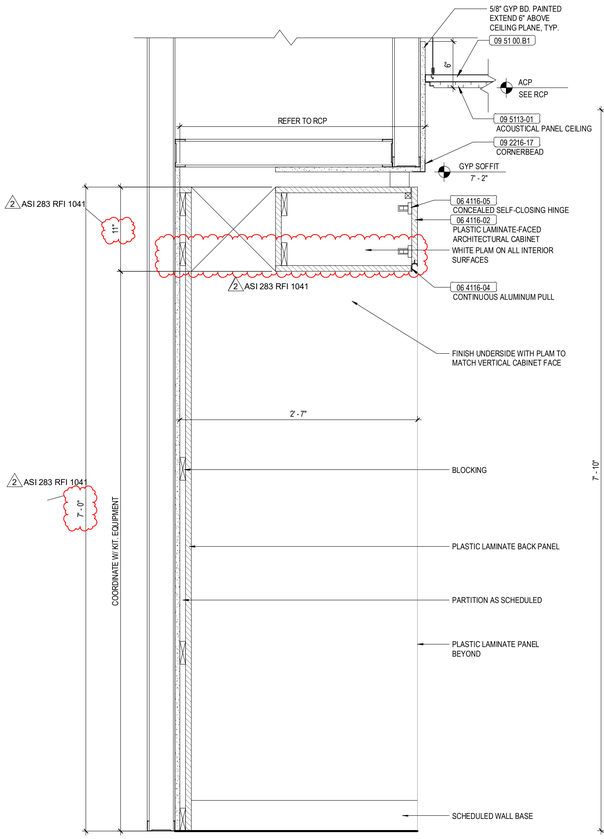

1 RD018 ASI 263 / RFI 1041 MILLWORK DETAIL - REF. CABINET SECTION - REF DETAIL 8/A-5.90
1 1/2" = 1'-0"

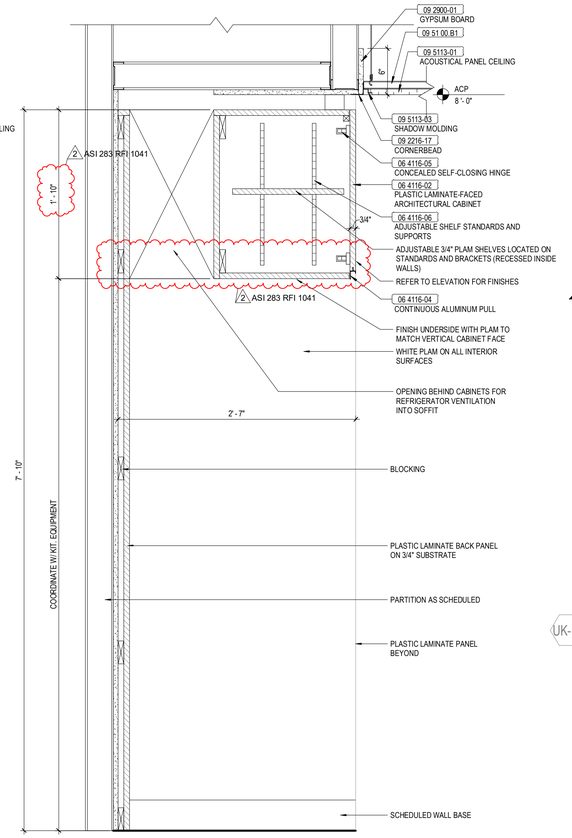

2 RD018 ASI 283 / RFI 1041 MILLWORK DETAIL - REF. CABINET SECTION AT 8' - 0" CEILING - REF DETAIL 9/A-5.90
1 1/2" = 1'-0"

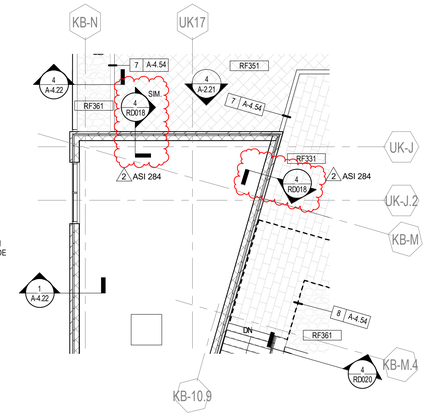

3 RD018 ASI 284 ENLARGED LEVEL 03 FLOOR PLAN - AREA D (977'-0") REF 1/A-1.3d
1/8" = 1'-0"

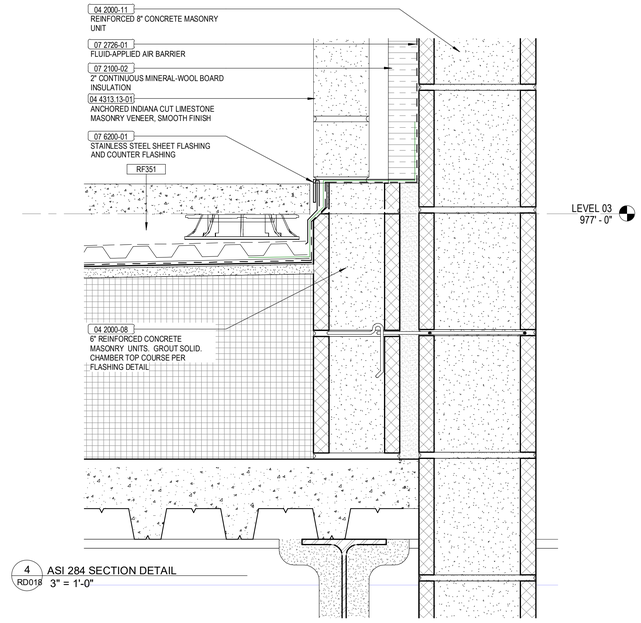

4 RD018 ASI 284 SECTION DETAIL
3" = 1'-0"

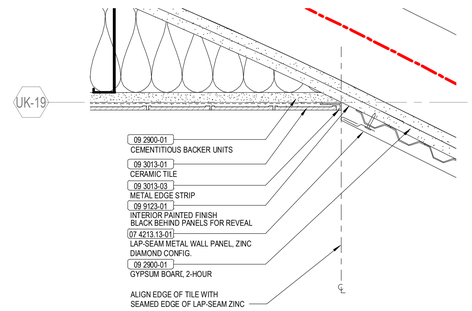

5 RD018 ASI 286 PLAN DETAIL
3" = 1'-0"

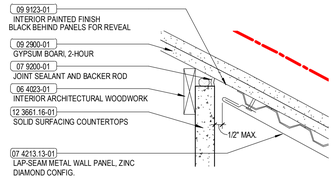

6 RD018 ASI 286 PLAN DETAIL
3" = 1'-0"

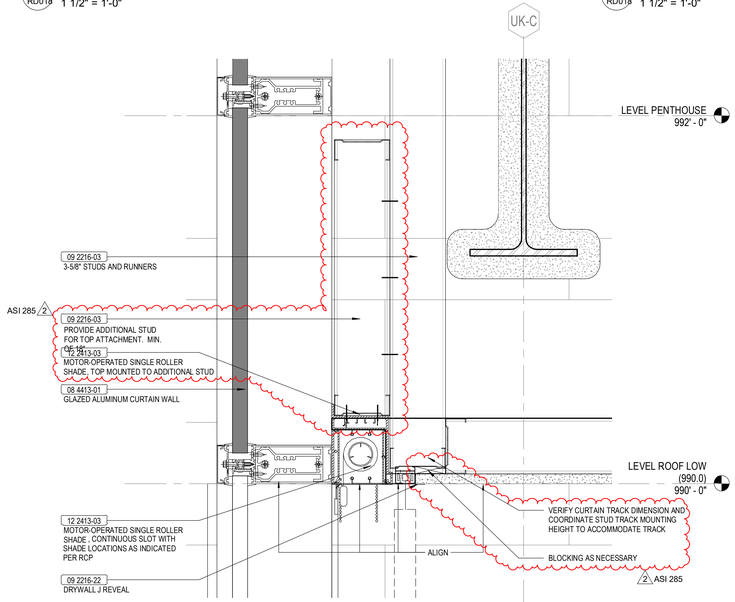

7 RD018 ASI 285 CEILING DETAIL - A375 DRAPERY/SHADE POCKET REF 2/A-6.18
3" = 1'-0"

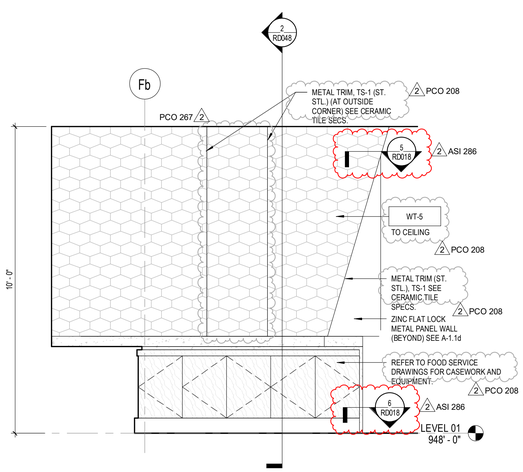

8 RD018 ASI 286 INTERIOR ELEVATION - REFER TO 1/PCO 276.2- REVISED ELEVATION 11/FS-4.4
1/2" = 1'-0"

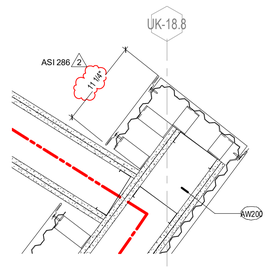

9 RD018 ASI 286 PLAN DETAIL
1 1/2" = 1'-0"

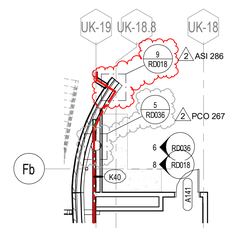

10 RD018 ASI 286 ENLARGED LEVEL 01 DIMENSION PLAN - AREA D (948'-0") REFER TO 1/A-1.1d-d & 1/PCO 267.1
1/8" = 1'-0"

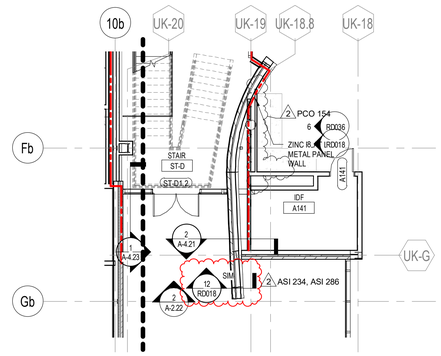

11 RD018 ASI 286 ENLARGED LEVEL 01 FLOOR PLAN - AREA D (948'-0") - REF SHEET A-1.1d-d
1/8" = 1'-0"

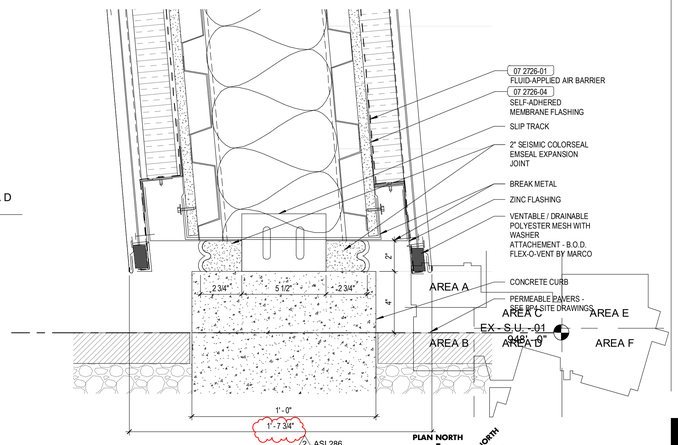

12 RD018 ASI 286 SECTION DETAIL AT AREA D CURVED WING WALL
3" = 1'-0"

UK - STUDENT CENTER RENOVATION AND EXPANSION BP#3 Lexington, Kentucky

Job Number: 1404.00 | 11/13/19 | Drawn By: Author | Checked By: Checker | Revision: 2

No.	Description	Date
2	RFI, ASI, PCO, CO	2016-2018

RECORD DOCUMENTS
These Record Documents have been prepared based on information provided by others and have not been verified the accuracy and/or completeness of this information and shall not be responsible for any errors or omissions that may be incorporated as a result of inaccurate information provided by others.
Omni ARCHITECTS
November 2019
DATE

PERKINS + WILL
1315 Peachtree Street
Atlanta, Georgia 30309
p. 404.837.2300
www.perkinswill.com

Omni ARCHITECTS
212 North Upper Street
Lexington, Kentucky 40507
p. 859.252.6664
www.omniarchitects.com

RECORD DRAWING SUPPLEMENTAL DRAWINGS

RECORD DRAWINGS

RD018

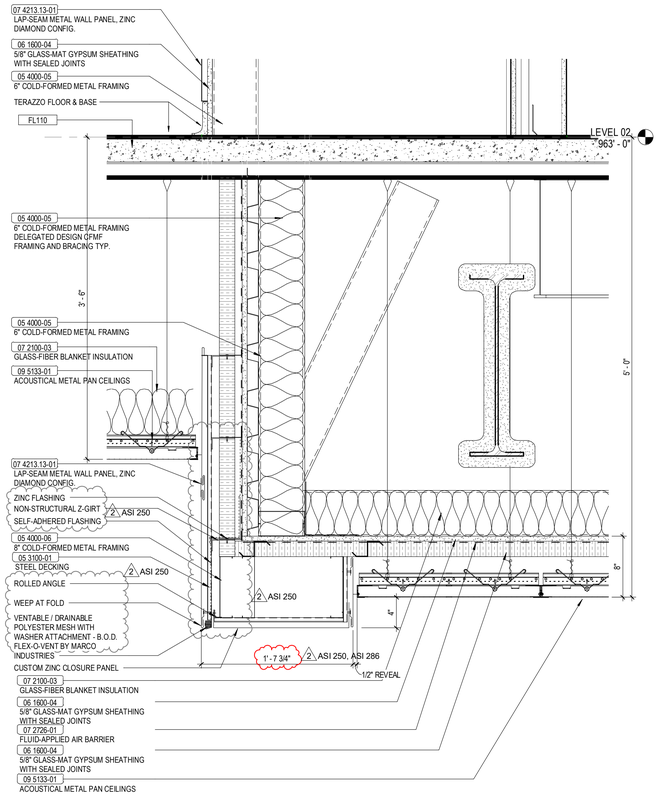

1 RD019 ASI 250 / ASI 286 SECTION DETAIL - REF DRAWING 2/A-4.55
1 1/2" = 1'-0"

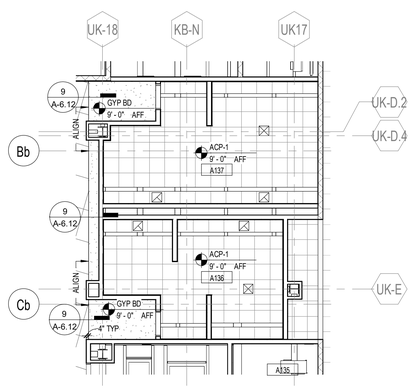

2 RD019 ASI 288 LEVEL 01 RCP - AREA C REF 1/A6.1c
1/8" = 1'-0"

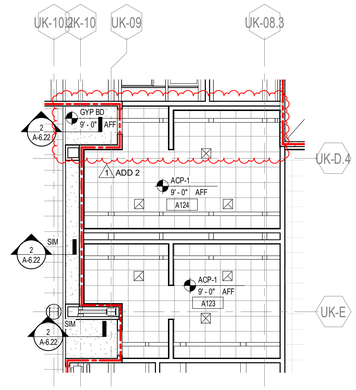

3 RD019 ASI 288 LEVEL 01 RCP - AREA E REF 1/A6.1e
1/8" = 1'-0"

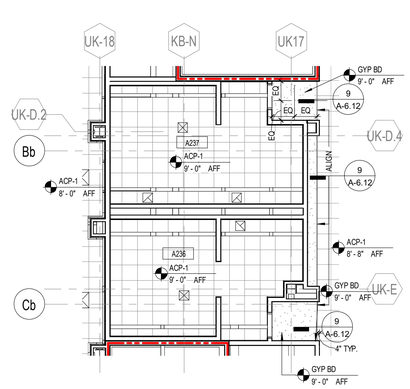

4 RD019 ASI 288 LEVEL 02 RCP - AREA C REF 1/A6.2c
1/8" = 1'-0"

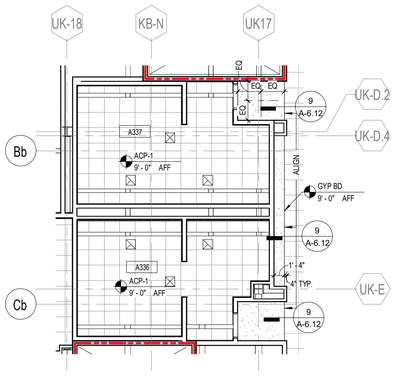

5 RD019 ASI 288 LEVEL 03 RCP - AREA C REF 1/A6.3c
1/8" = 1'-0"

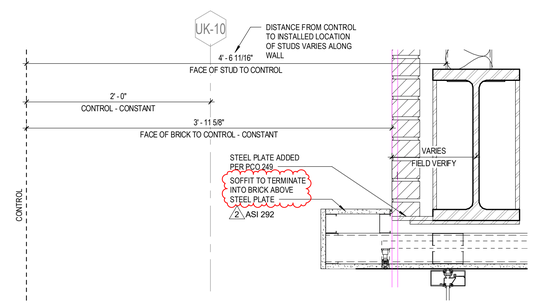

6 RD019 ASI 292 SOFFIT DETAIL AT UK-09, UK-10
1 1/2" = 1'-0"

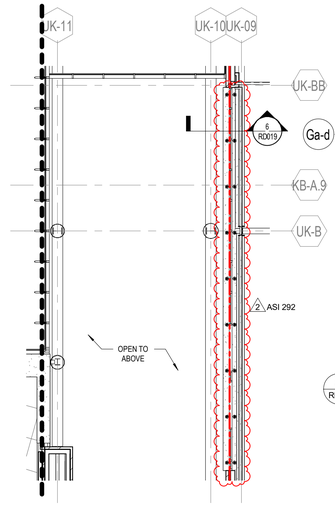

7 RD019 ASI 292 LEVEL 02 RCP - AREA E - REF. DRAWING A-6.2e
1/8" = 1'-0"

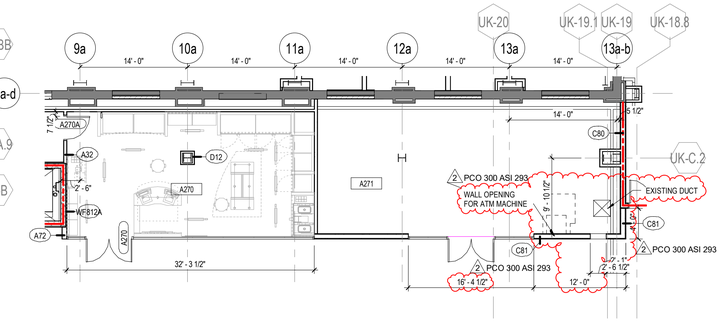

8 RD019 ASI 293 / PCO 300 ENLARGED LEVEL 02 DIMENSION PLAN - AREA B (963'-0") - REF SHEET A-1.2b-d
1/8" = 1'-0"

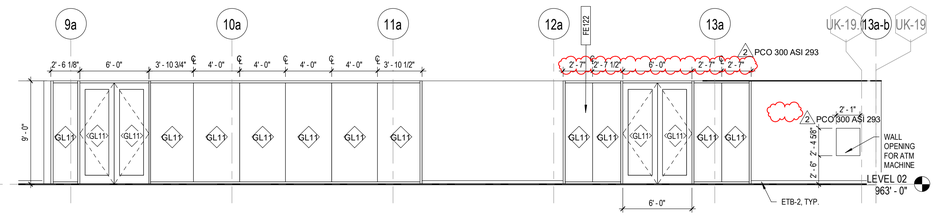

10 RD019 ASI 293 / PCO 300 CIRC A200B - N1 ELEV - REF DRAWING 4/A-5.58
3/16" = 1'-0"

9 RD019 ASI 296 / ASI 157 ENLARGED LEVEL 01 DIMENSION PLAN - AREA E (948'-0") Copy 4
1/8" = 1'-0"

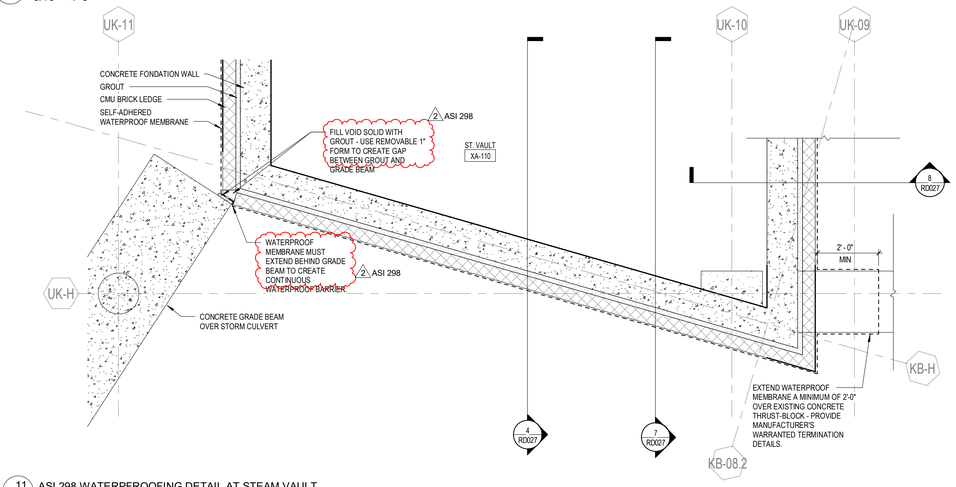

11 RD019 ASI 298 WATERPFROOFING DETAIL AT STEAM VAULT
1/2" = 1'-0"

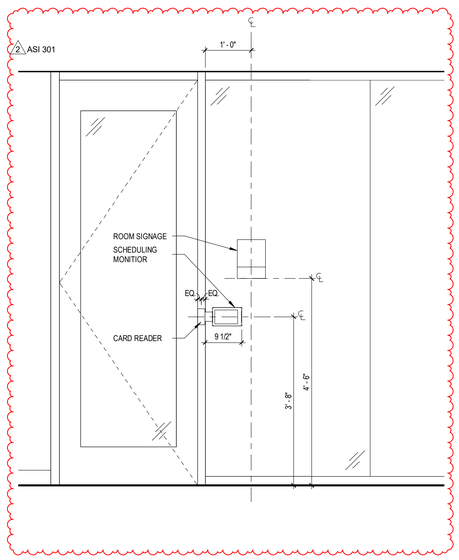

12 RD019 ASI 301 TYPICAL STOREFRONT SIGNAGE MOUNTING CONFIGURATION
3/4" = 1'-0"

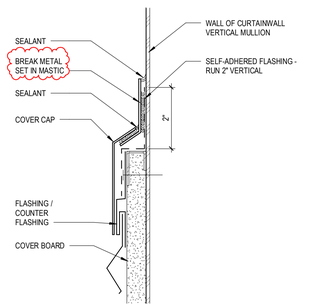

13 RD019 ASI 315 OUTSIDE CORNER DETAIL AT CURTAINWALL GUARDRAIL
6" = 1'-0"

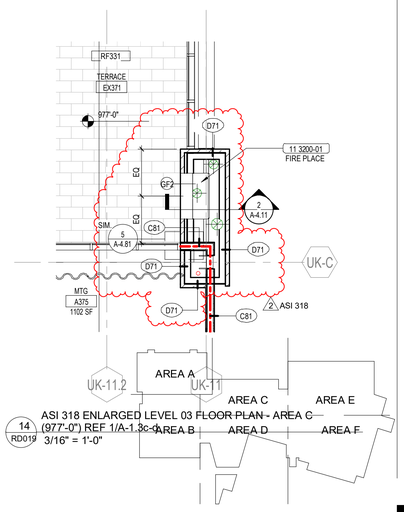

14 RD019 ASI 318 ENLARGED LEVEL 03 FLOOR PLAN - AREA C (977'-0") REF 1/A-1.3c-d
3/16" = 1'-0"

UK - STUDENT CENTER RENOVATION AND EXPANSION BP#3 Lexington, Kentucky

RECORD DRAWING SUPPLEMENTAL DRAWINGS

RECORD DRAWINGS

RD019

Job Number: 1404.00 | 11/13/19 | Drawn By: Author | Checked By: Checker | Revision: 10

No.	Description	Date
1	Addenda	Dec. 2015
2	BP#3 PCO, CO	10/08/2018
10	Structural ASI	Date 9

RECORD DOCUMENTS
These Record Documents have been prepared based on information provided by others and have not been verified the accuracy and/or completeness of this information and shall not be responsible for any errors or omissions that may be incorporated as a result of information provided by others.
Omni ARCHITECTS
November 2019
DATE

PERKINS + WILL
1315 Peachtree Street
Atlanta, Georgia 30309
p 404.837.2300
www.perkinswill.com

Omni ARCHITECTS
212 North Upper Street
Lexington, Kentucky 40507
p. 859.252.6664
www.omniarchitects.com

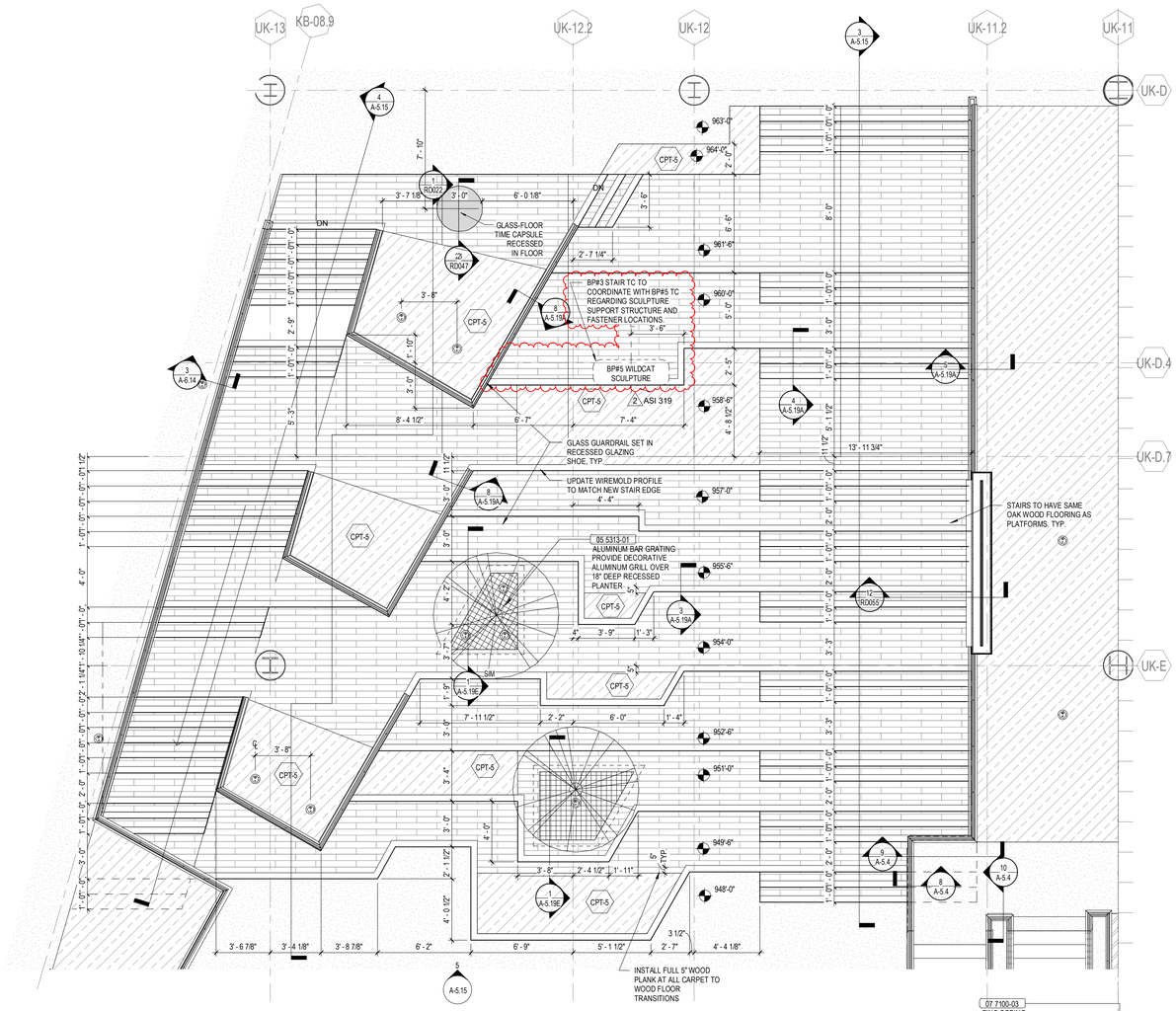

1 RD020 ASI 319_SOCIAL STAIR C - ENLARGED PLAN
1/4" = 1'-0"

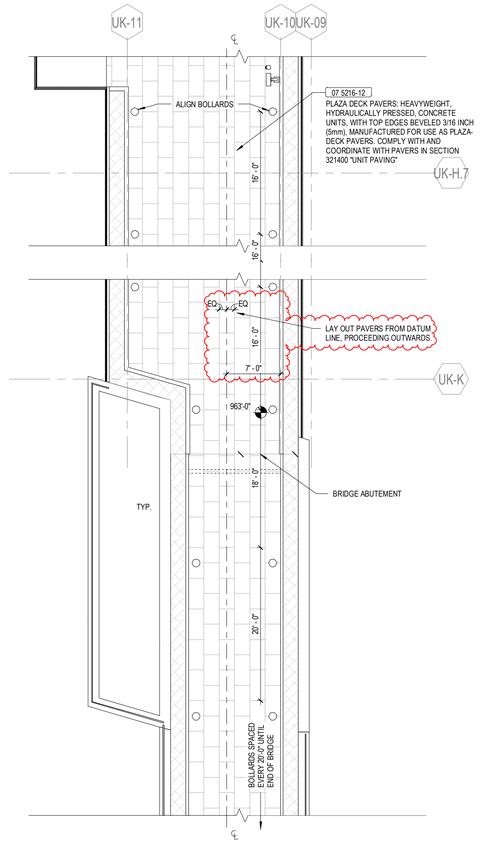

2 RD020 ASI 327 ENLARGED 1/8" - MLK BRIDGE PLAN A REFER TO 3A/A-1.6 AND RFI 789 (PED BRIDGE LIGHTING LAYOUT)
1/8" = 1'-0"

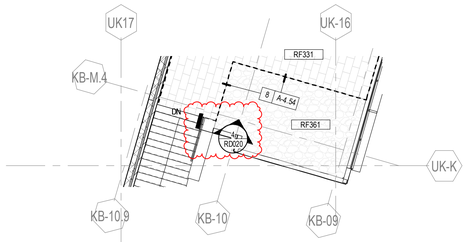

3 RD020 ASI 329 ENLARGED LEVEL 03 FLOOR PLAN - AREA D (977'-0") - REF SHEET A-1.3d
1/8" = 1'-0"

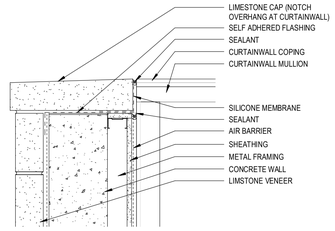

4 RD020 ASI 329 DETAIL AT CURTAINWALL AND LIMESTONE AT THIRD FLOOR VISITOR CENTER
1 1/2" = 1'-0"

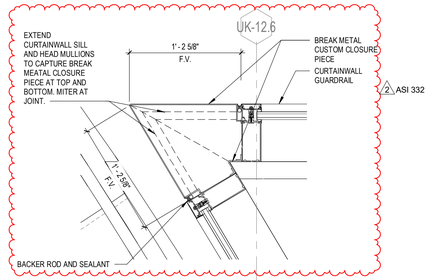

5 RD020 ASI 332 CURTAINWALL JAMB DETAIL AT UK STAIR
1 1/2" = 1'-0"

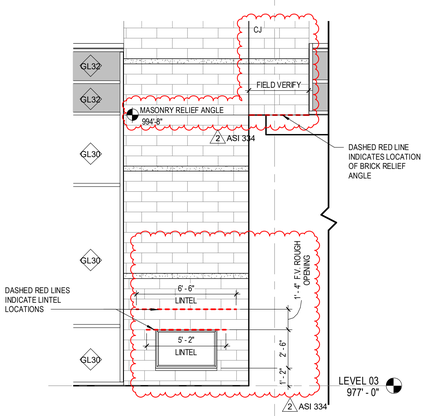

8 RD020 ASI 334 C3 FIREPLACE ELEVATION
1/4" = 1'-0"

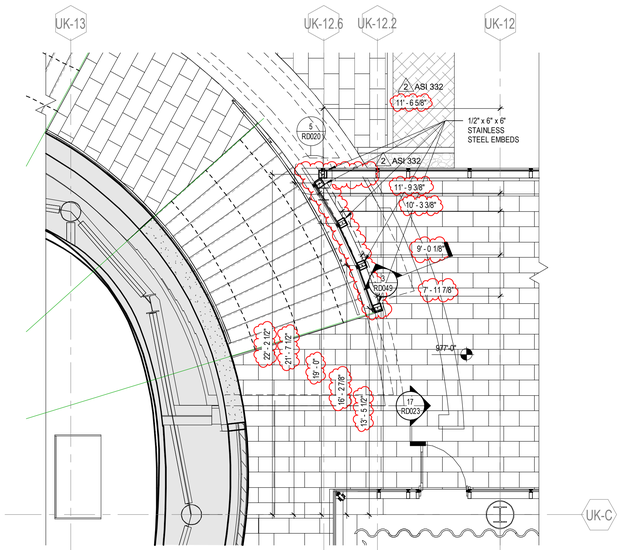

6 RD020 ASI 332 ENLARGED PLAN - UK STAIR - REF DRAWING 5/A-5.14 AND PCO 156
1/4" = 1'-0"

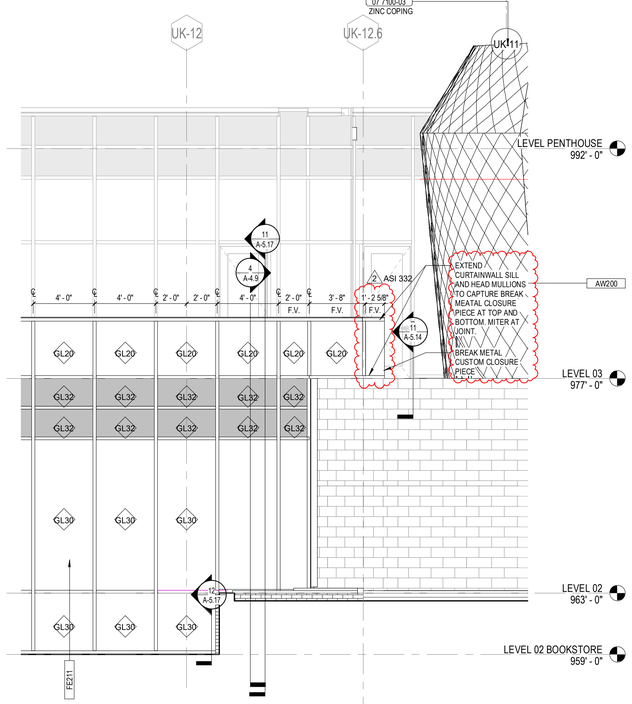

7 RD020 ASI 332 PARTIAL NORTH ELEVATION - REF DRAWING 2/A-2.11
1/4" = 1'-0"

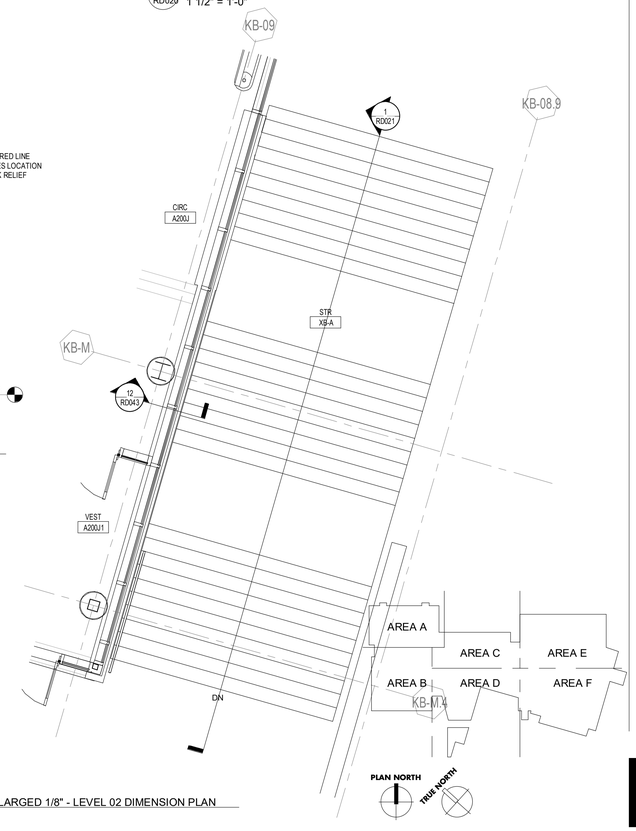

9 RD020 ASI 335 ENLARGED 1/8" - LEVEL 02 DIMENSION PLAN
1/4" = 1'-0"

UK - STUDENT CENTER RENOVATION AND EXPANSION BP#3 Lexington, Kentucky

Job Number: 1404.00 | 11/13/19 | Drawn By: Author | Checked By: Checker | Revision: 10

No.	Description	Date
2	RFI_ASI_PCO_CO	2016-2018
10	Structural ASI	Date 9

RECORD DOCUMENTS
These Record Documents have been prepared based on information provided by others. The contractor shall verified the accuracy and/or completeness of this information and shall not be responsible for any errors or omissions that may be incorporated as a result of reliance on information provided by others.
Omni ARCHITECTS
November 2019
DATE

PERKINS + WILL
1315 Peachtree Street
Atlanta, Georgia 30309
p. 404.837.2300
www.perkinswill.com

Omni ARCHITECTS
212 North Upper Street
Lexington, Kentucky 40507
p. 859.252.6664
www.omniarchitects.com

RECORD DRAWING SUPPLEMENTAL DRAWINGS

RECORD DRAWINGS

RD020

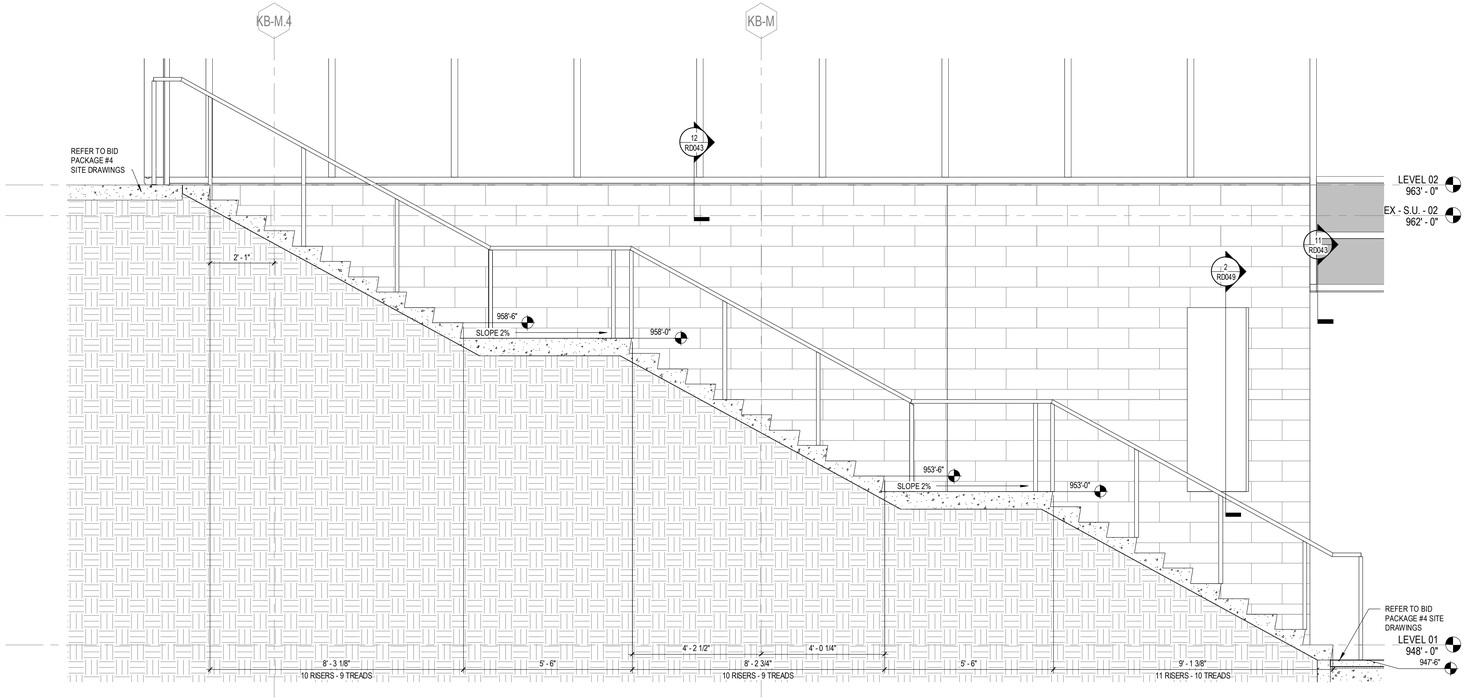

1 RD021 ASI 335 STAIR XB-A SECTION
1/2" = 1'-0"

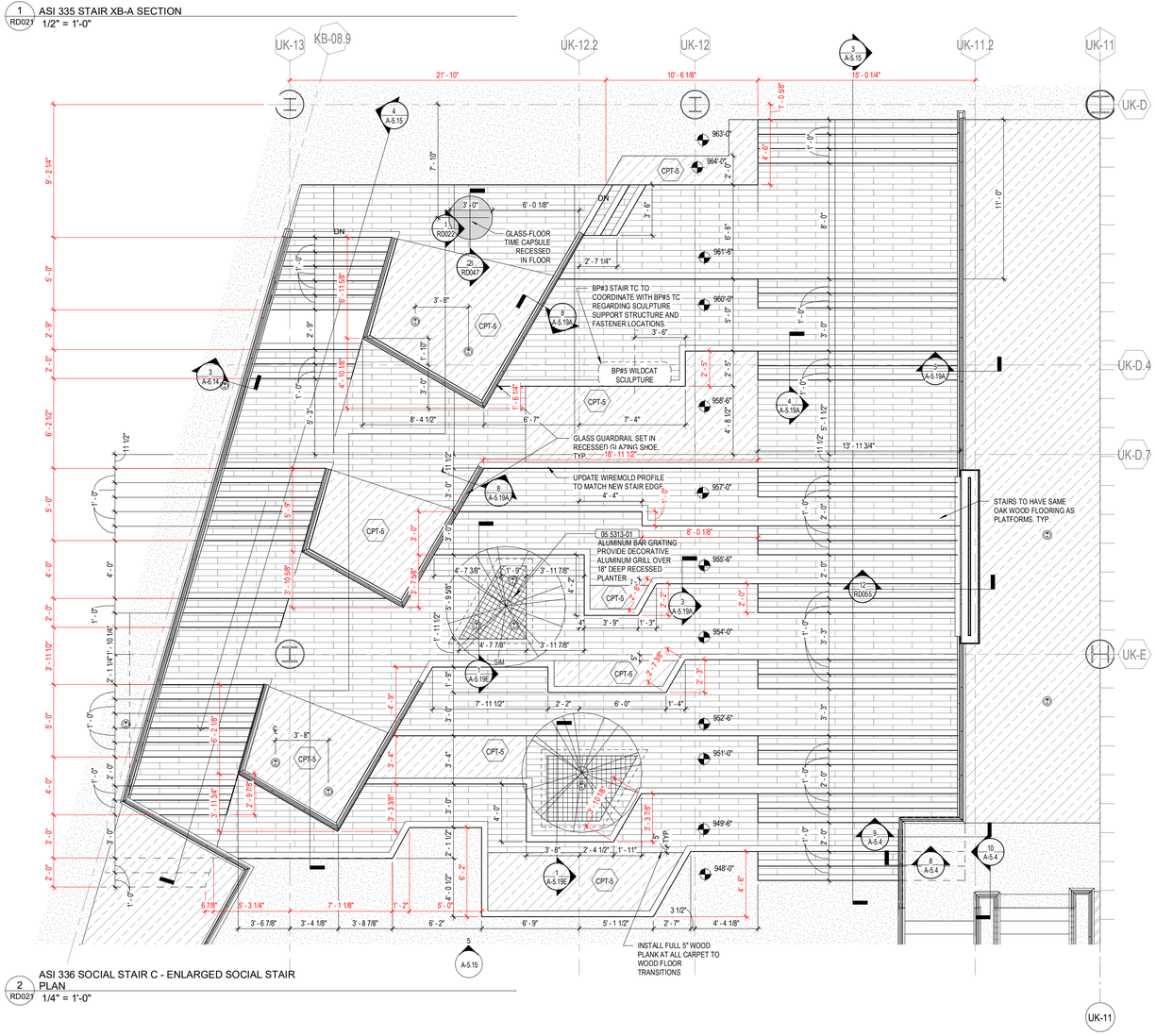

2 RD021 ASI 336 SOCIAL STAIR C - ENLARGED SOCIAL STAIR PLAN
1/4" = 1'-0"

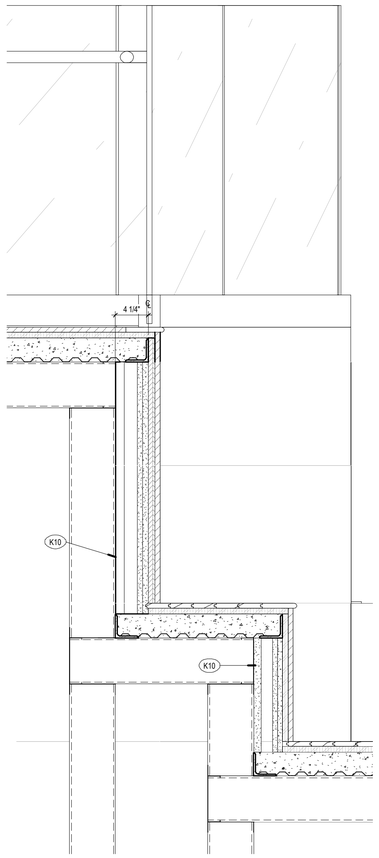

3 RD021 ASI 336 SOCIAL STAIR DETAIL
1 1/2" = 1'-0"

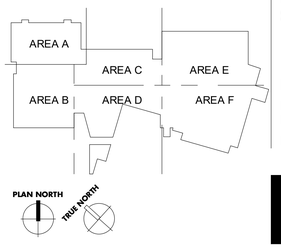

UK - STUDENT CENTER RENOVATION AND EXPANSION BP#3 Lexington, Kentucky

RECORD DRAWING SUPPLEMENTAL DRAWINGS

RECORD DRAWINGS

Job Number: 1404.00 | 11/13/19 | Drawn By: Author | Checked By: Checker | Revision: 2

No.	Description	Date
2	RFI, ASI, PCO, CO	2016-2018

RECORD DOCUMENTS
These Record Documents have been prepared based on information provided by others. The contractor has verified the accuracy and/or completeness of this information and shall not be responsible for any errors or omissions that may be incorporated as a result of erroneous information provided by others.
Omni ARCHITECTS
November 2019
DATE

212 North Upper Street
Lexington, Kentucky 40507
p. 859.252.6664
www.omniarchitects.com

PERKINS + WILL
1315 Peachtree Street
Atlanta, Georgia 30309
p.404.837.2300
www.perkinswill.com

RD021

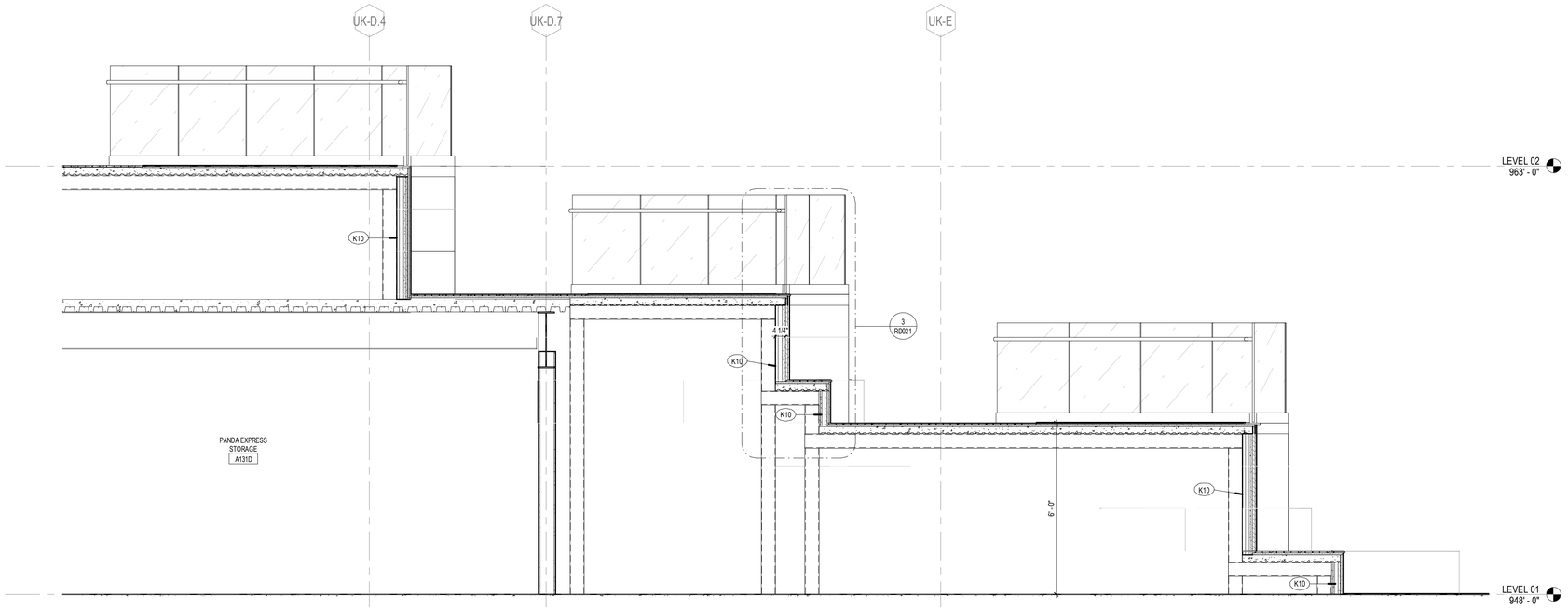

1 RD022 ASI 336 SOCIAL STAIR SECTION
1/2" = 1'-0"

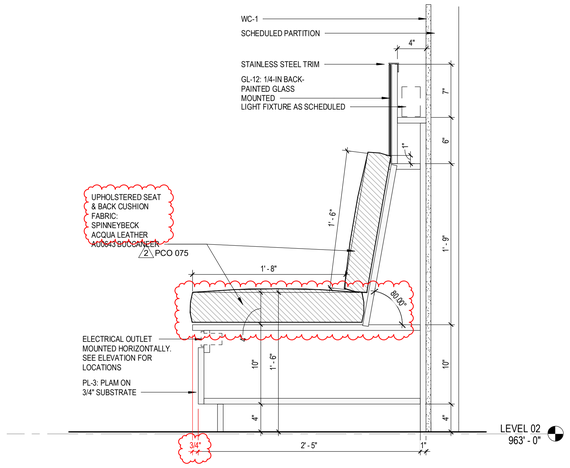

5 RD022 ASI 347 / PCO 075 PREFUNCTION BANQUETTE REVISION
1 1/2" = 1'-0"

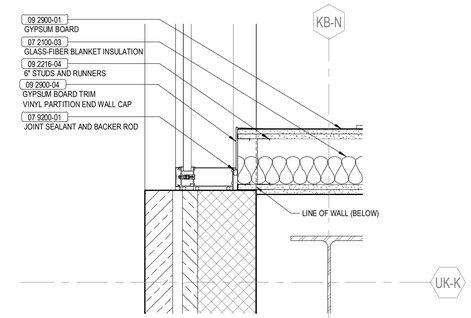

6 RD022 ASI 353 ENLARGED DETAIL AT CURTAINWALL MULLION - REF 1/A-1.2d-d LEVEL 02 DIMENSION PLAN - AREA D
1 1/2" = 1'-0"

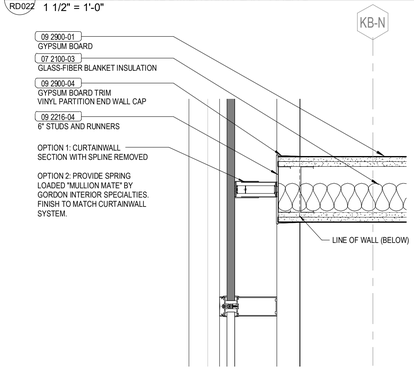

7 RD022 ASI 353 ENLARGED DETAIL AT MULLION - REF 1/A-1.2d-d LEVEL 02 DIMENSION PLAN - AREA D
1 1/2" = 1'-0"

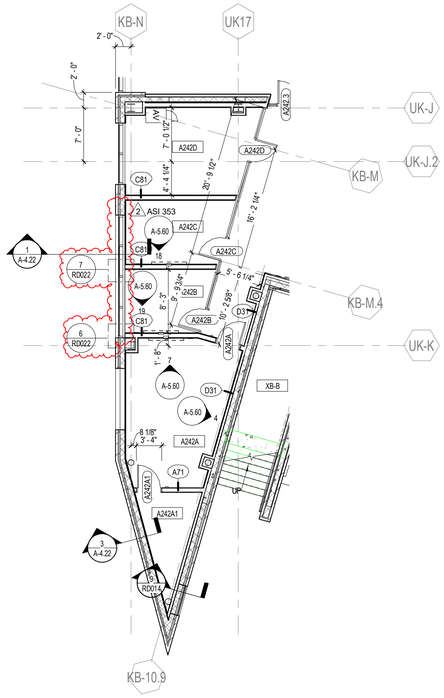

4 RD022 ASI 353 ENLARGED LEVEL 02 DIMENSION PLAN - AREA D (963'-0") - REF SHEET A-1.2d
1/8" = 1'-0"

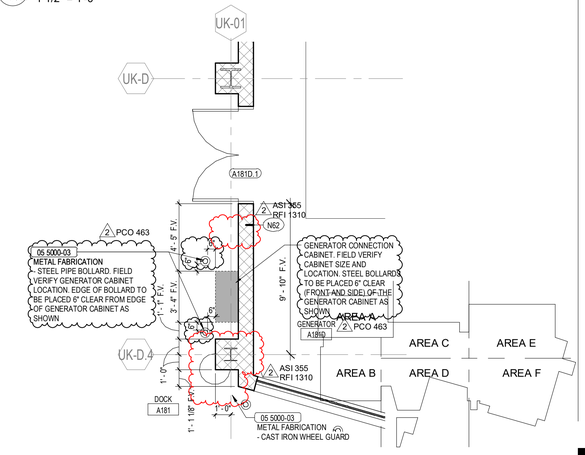

8 RD022 ASI 355 REF# 1/A-1.1e - LEVEL O1 PLAN - AREA E
1/4" = 1'-0"

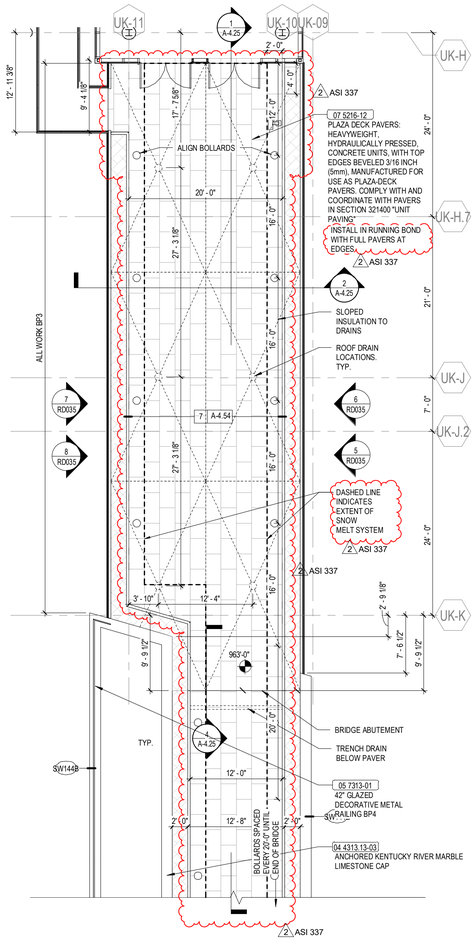

2 RD022 ASI 337 ENLARGED 1/8" - MLK BRIDGE PLAN A
1/8" = 1'-0"

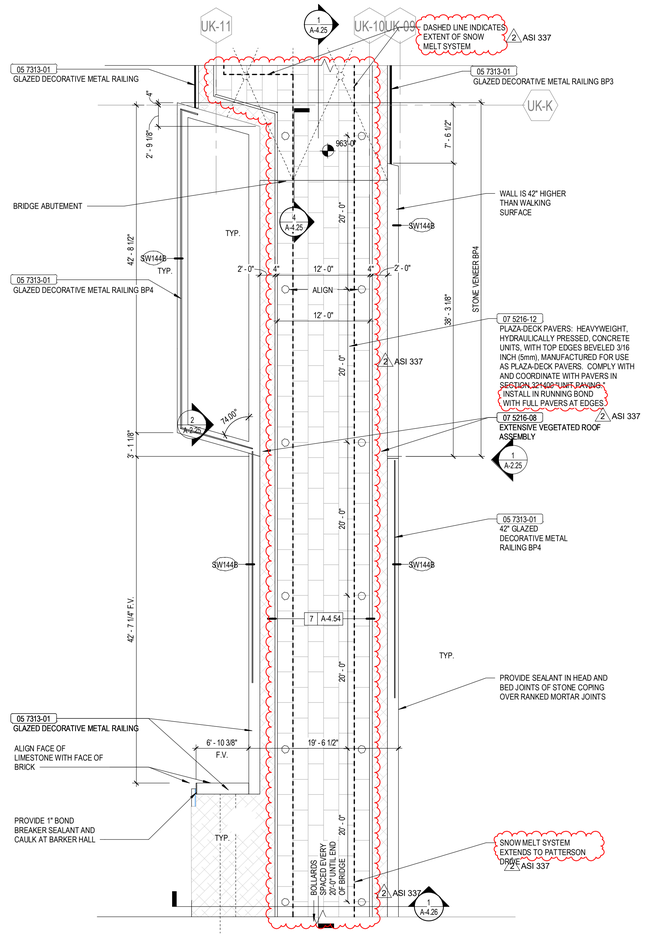

3 RD022 ASI 337 ENLARGED 1/8" - MLK BRIDGE PLAN B
1/8" = 1'-0"

UK - STUDENT CENTER RENOVATION AND EXPANSION BP#3 Lexington, Kentucky

Job Number: 1404.00 | Drawn By: Author | 11/13/19 | Checked By: Checker | Revision: 2

No.	Description	Date
2	RFI, ASI, PCO, CO	2016-2018

RECORD DOCUMENTS
These Record Documents have been prepared based on information provided by others. The contractor shall verified the accuracy and/or completeness of this information and shall not be responsible for any errors or omissions that may be incorporated as a result of erroneous information provided by others.
Omni ARCHITECTS
November 2019
DATE

PERKINS + WILL
1315 Peachtree Street
Atlanta, Georgia 30309
p.404.837.2300
www.perkinswill.com

Omni ARCHITECTS
212 North Upper Street
Lexington, Kentucky 40507
p. 859.252.6664
www.omniarchitects.com

RECORD DRAWING SUPPLEMENTAL DRAWINGS

RECORD DRAWINGS

RD022

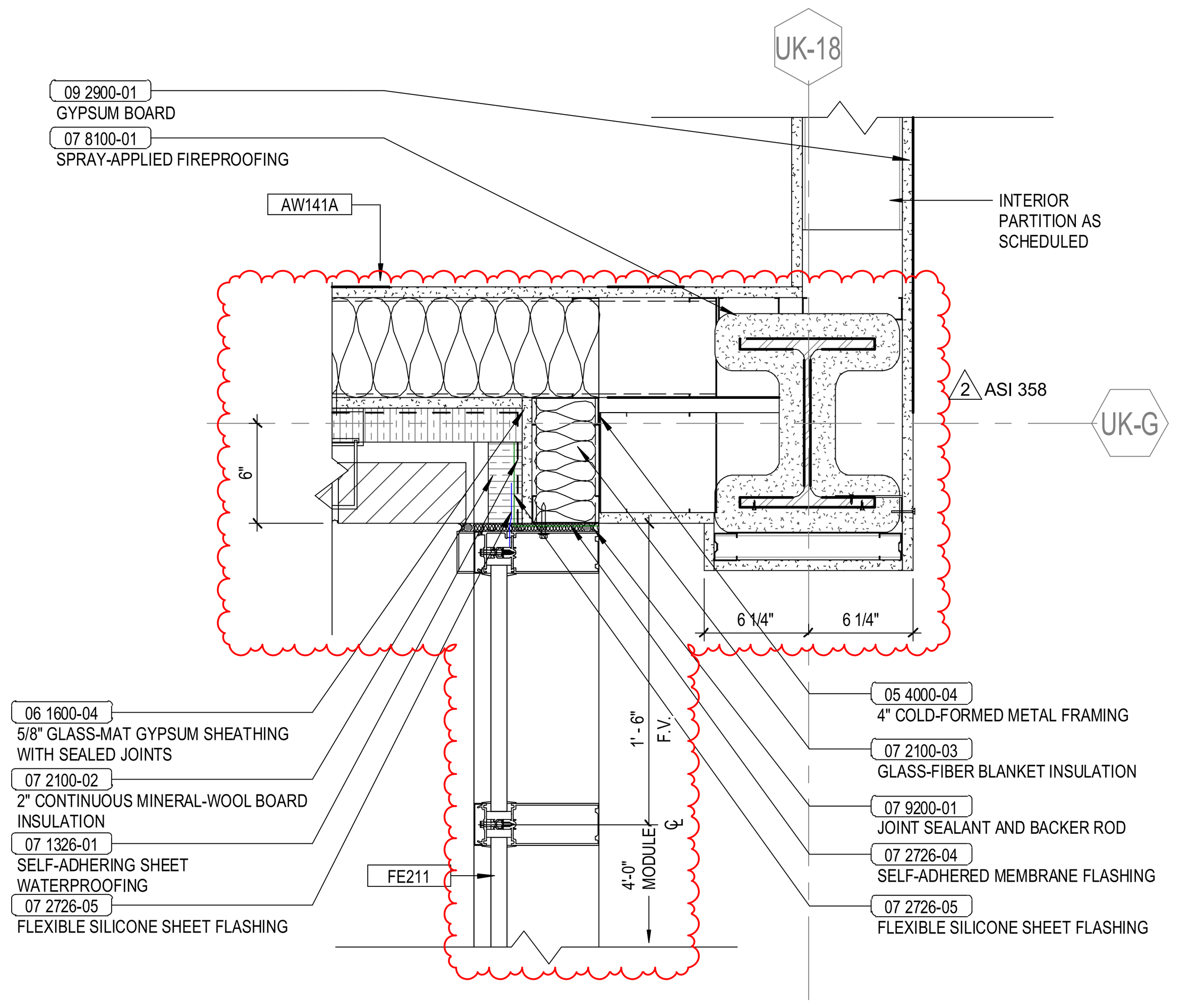

1 RD023 ASI 358 PLAN DETAIL - REF DETAIL 5/A-4.80
1 1/2" = 1'-0"

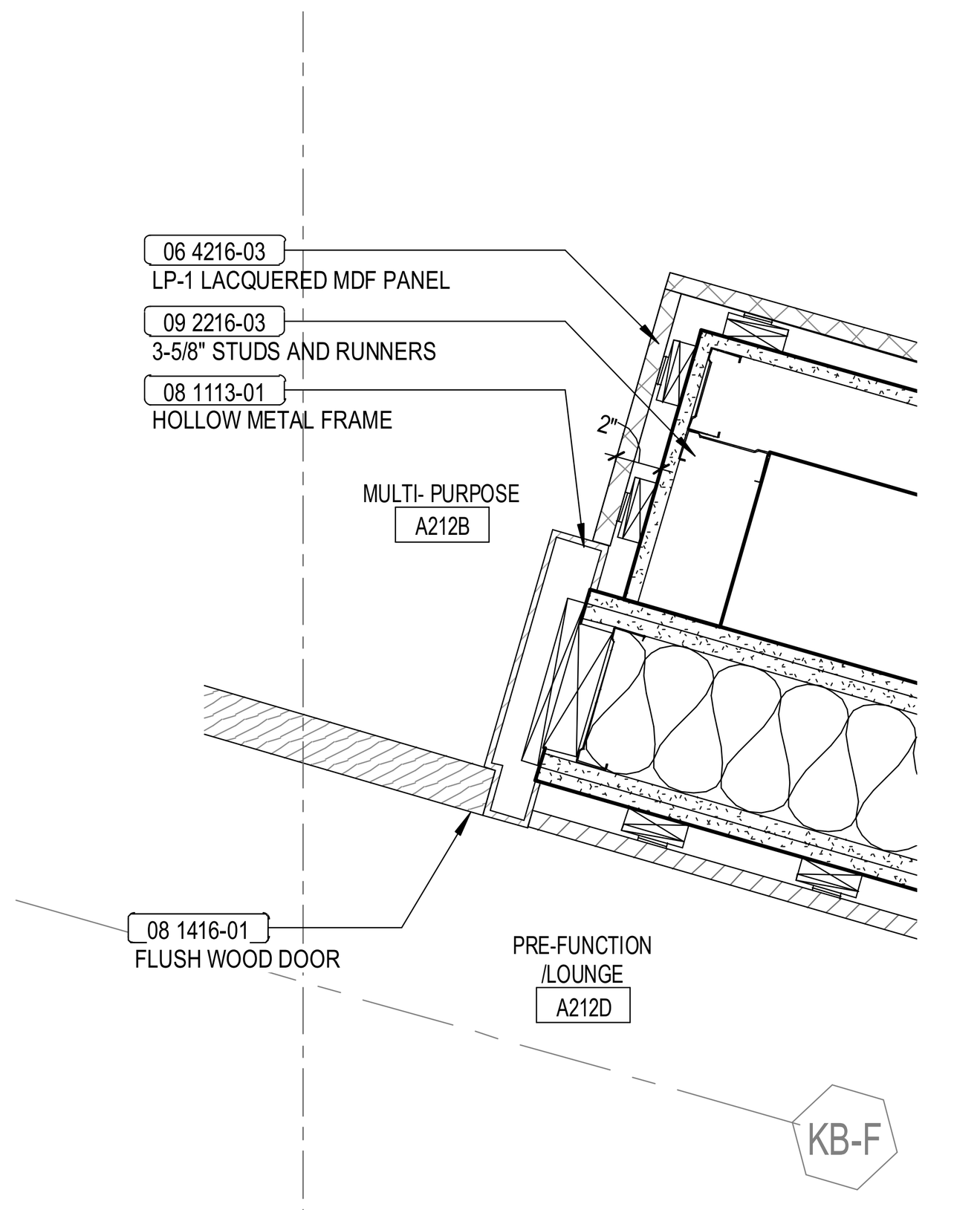

2 RD023 ASI 359 JAMB DETAIL AT MULTIPURPOSE BALLROOM
1 1/2" = 1'-0"

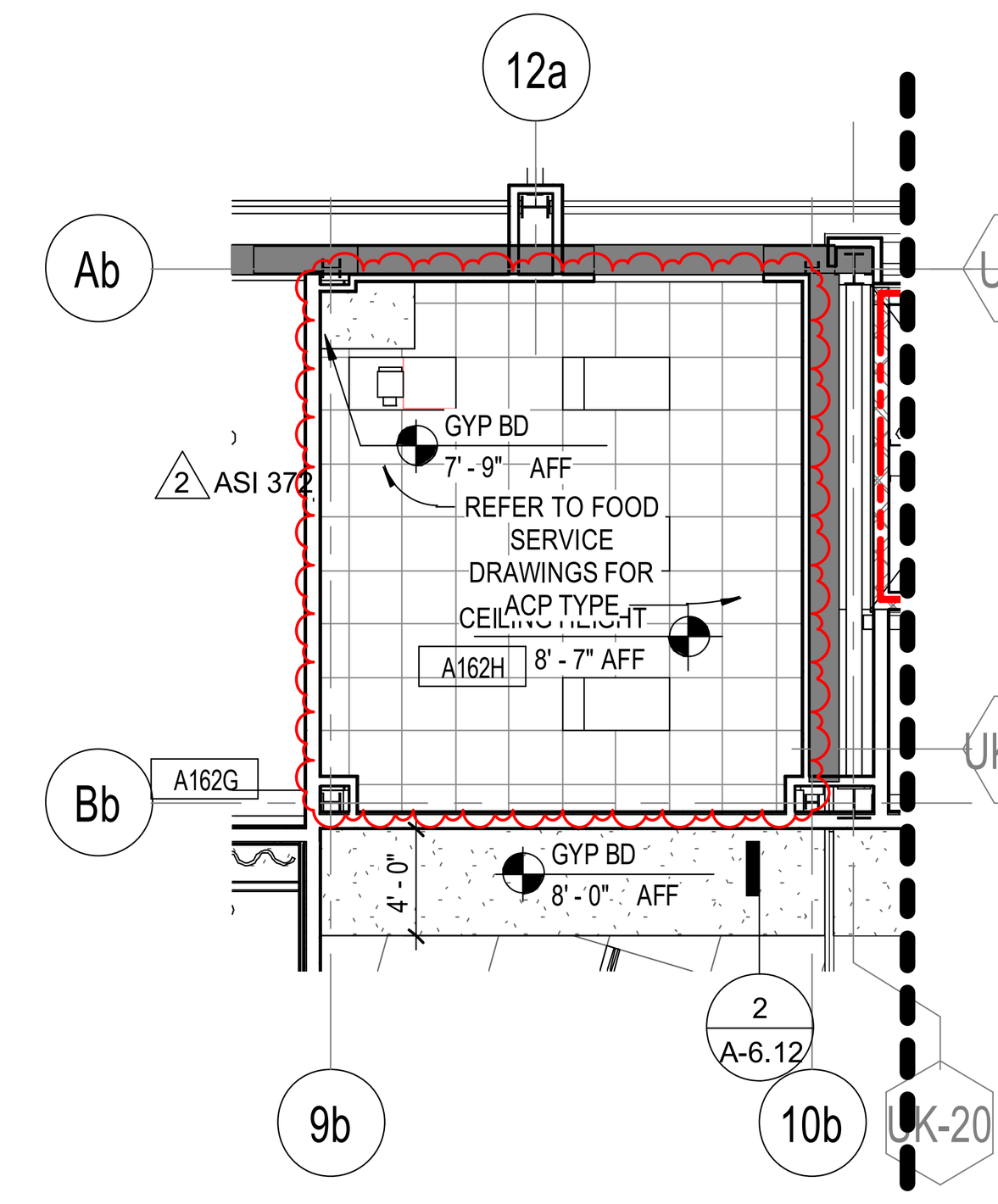

3 RD023 ASI 372 LEVEL 01 RCP - AREA B - REF SHEET A-6.1b
1/8" = 1'-0"

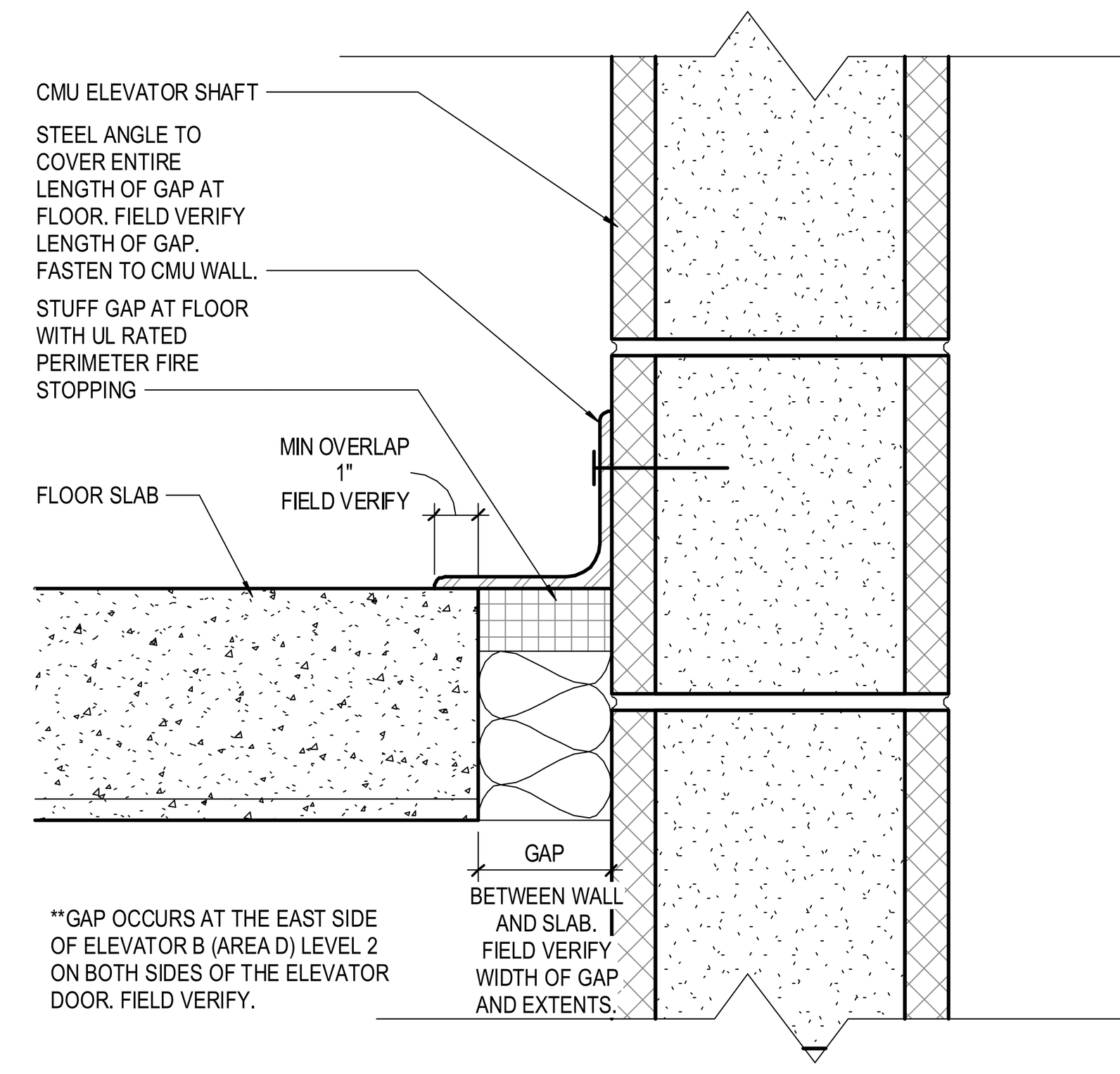

4 RD023 ASI 373 GAP IN FLOOR AT ELEVATOR
3" = 1'-0"

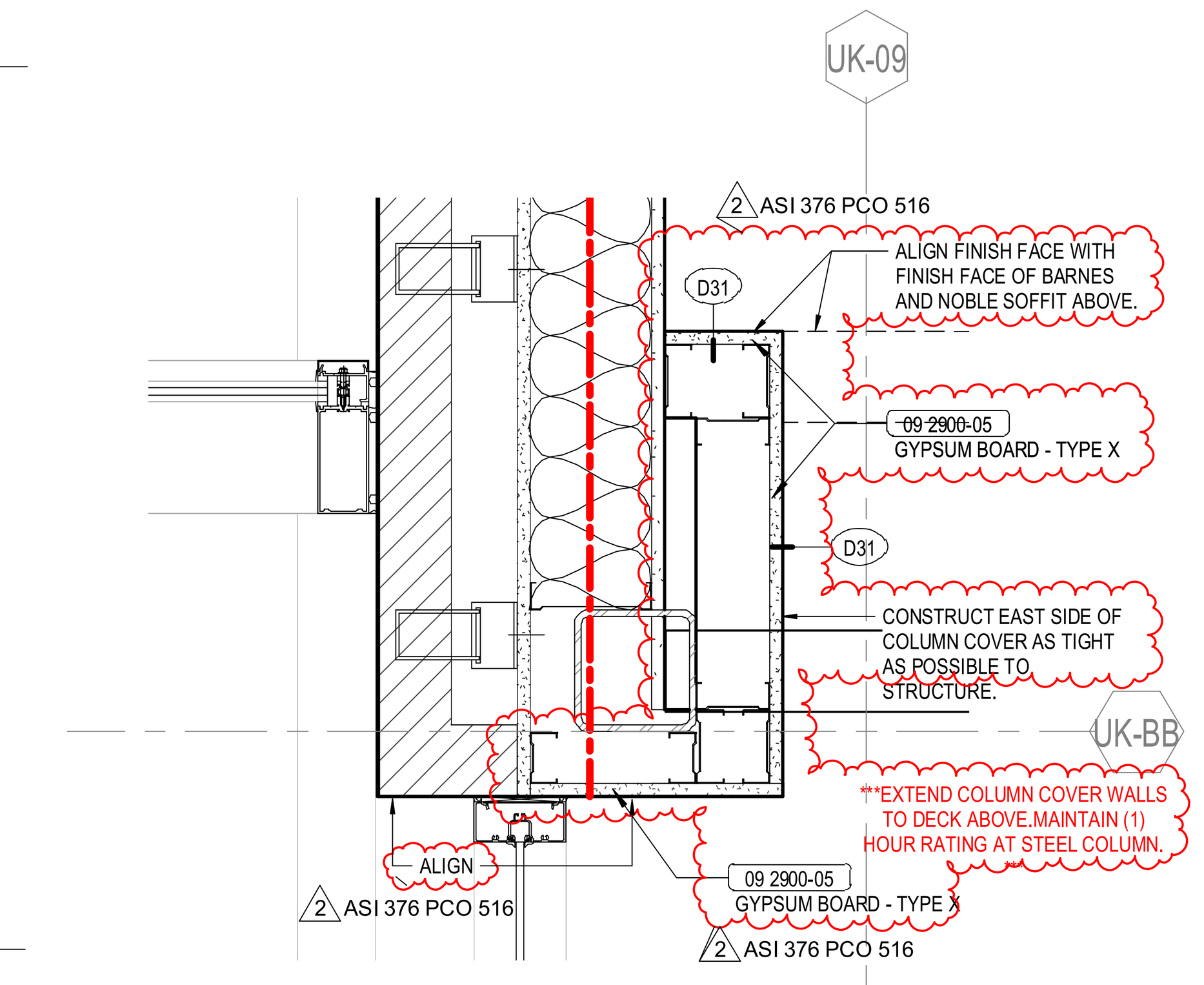

5 RD023 ASI 376 / PCO 516 LEVEL 2 AREA E COLUMN WRAP DETAIL
1 1/2" = 1'-0"

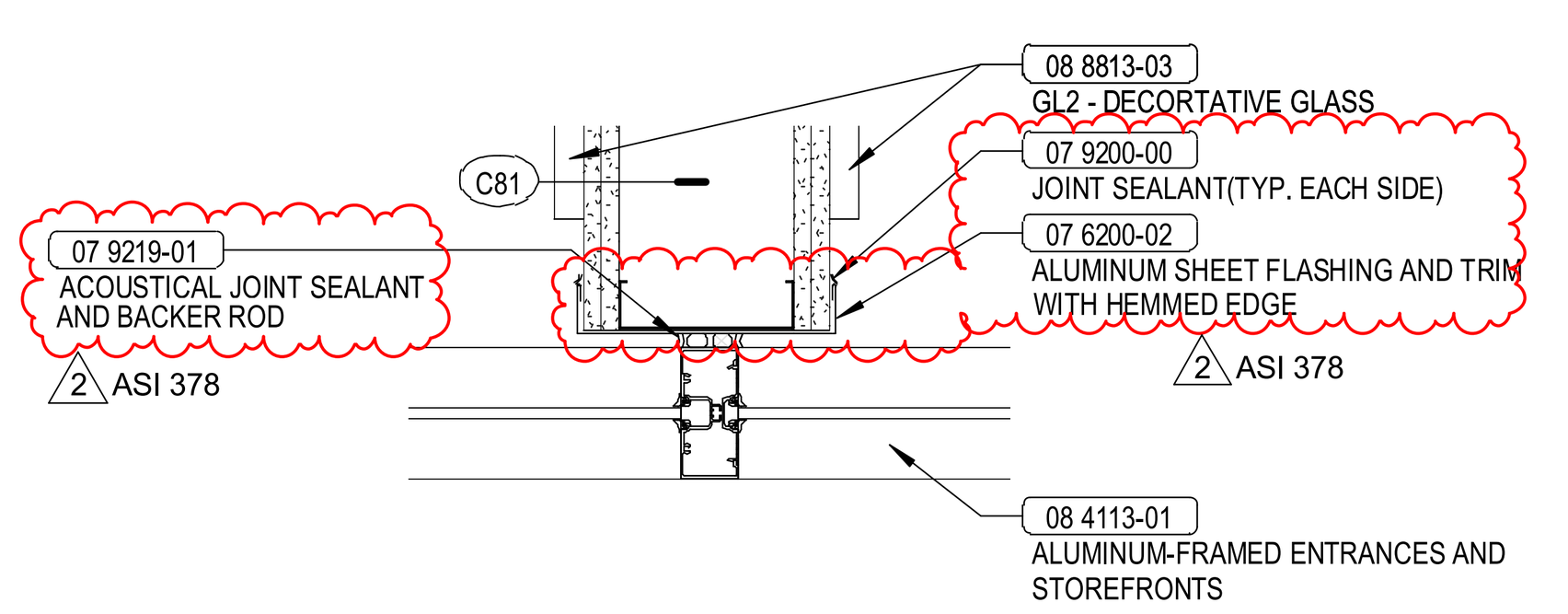

6 RD023 ASI 378 PLAN DETAIL AREA C L03 - MTG A330C - WALL DETAIL AT STOREFRONT
1 1/2" = 1'-0"

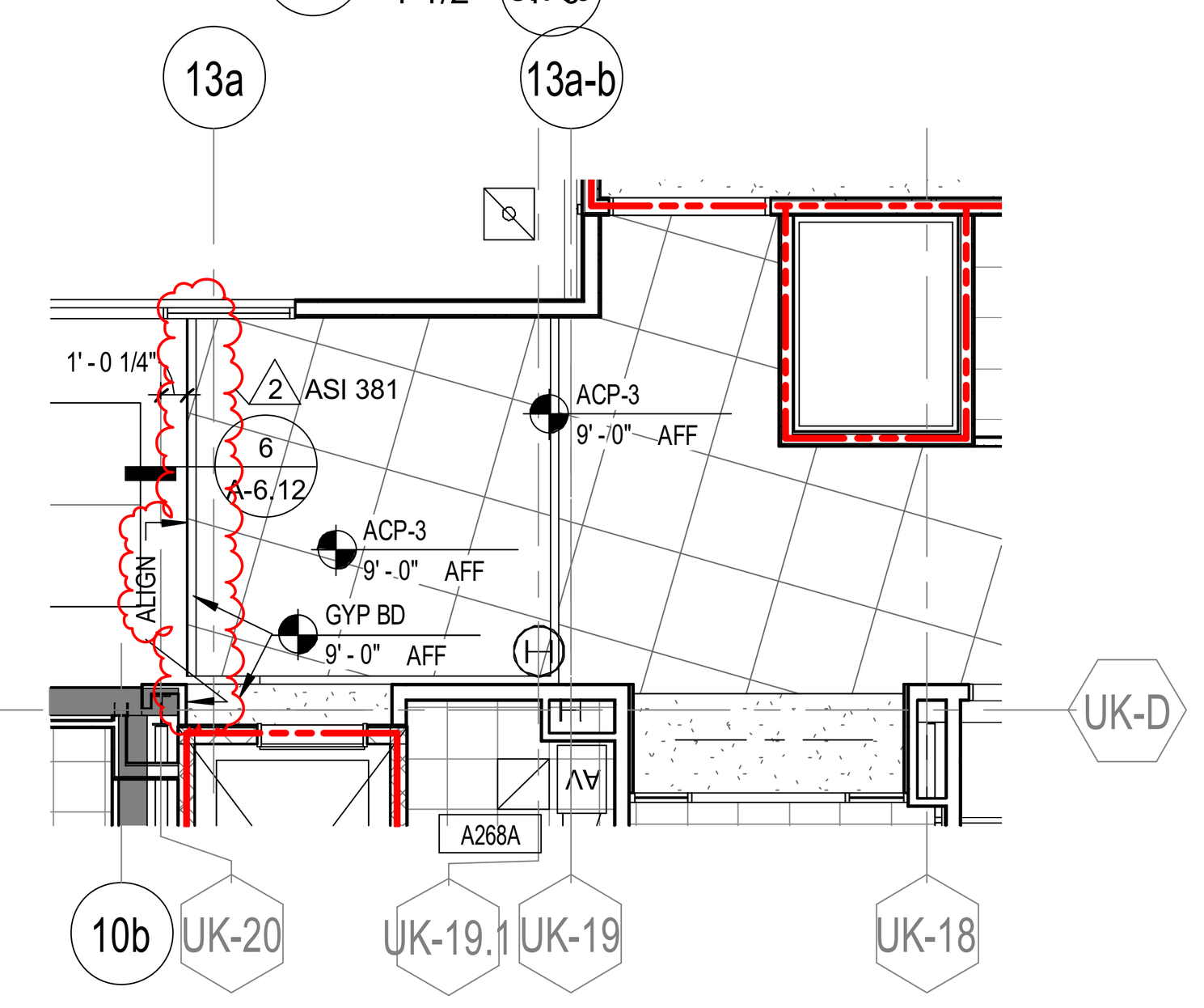

7 RD023 ASI 381 LEVEL 02 RCP - AREA B - REF SHEET
1/8" = 1'-0"

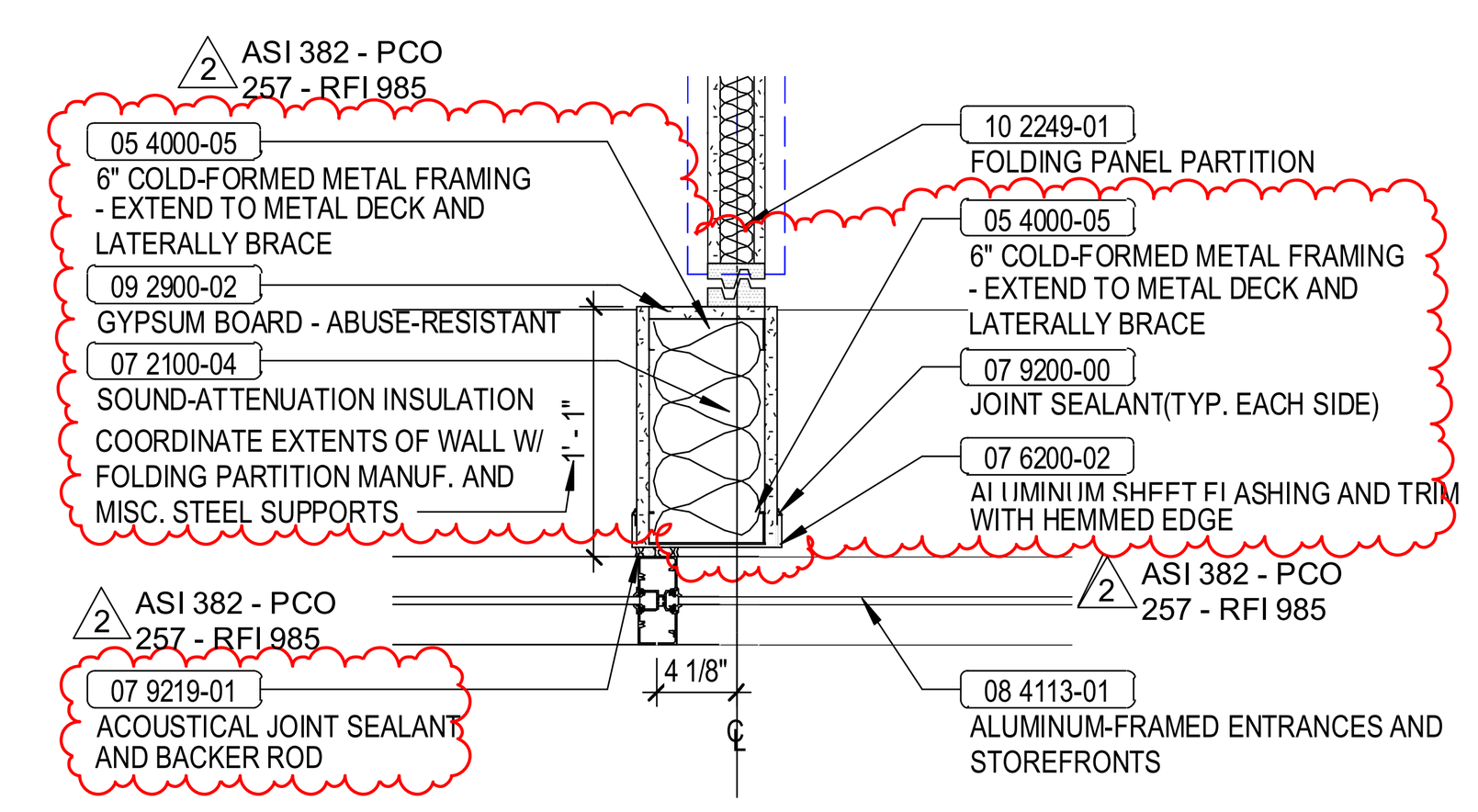

8 RD023 ASI 382 / PCO 257 LEVEL 03 DIMENSION PLAN - AREA C - PLAN DETAIL OF FOLDING PARTITION AT STOREFRONT - REF SHEET A-5.86
1" = 1'-0"

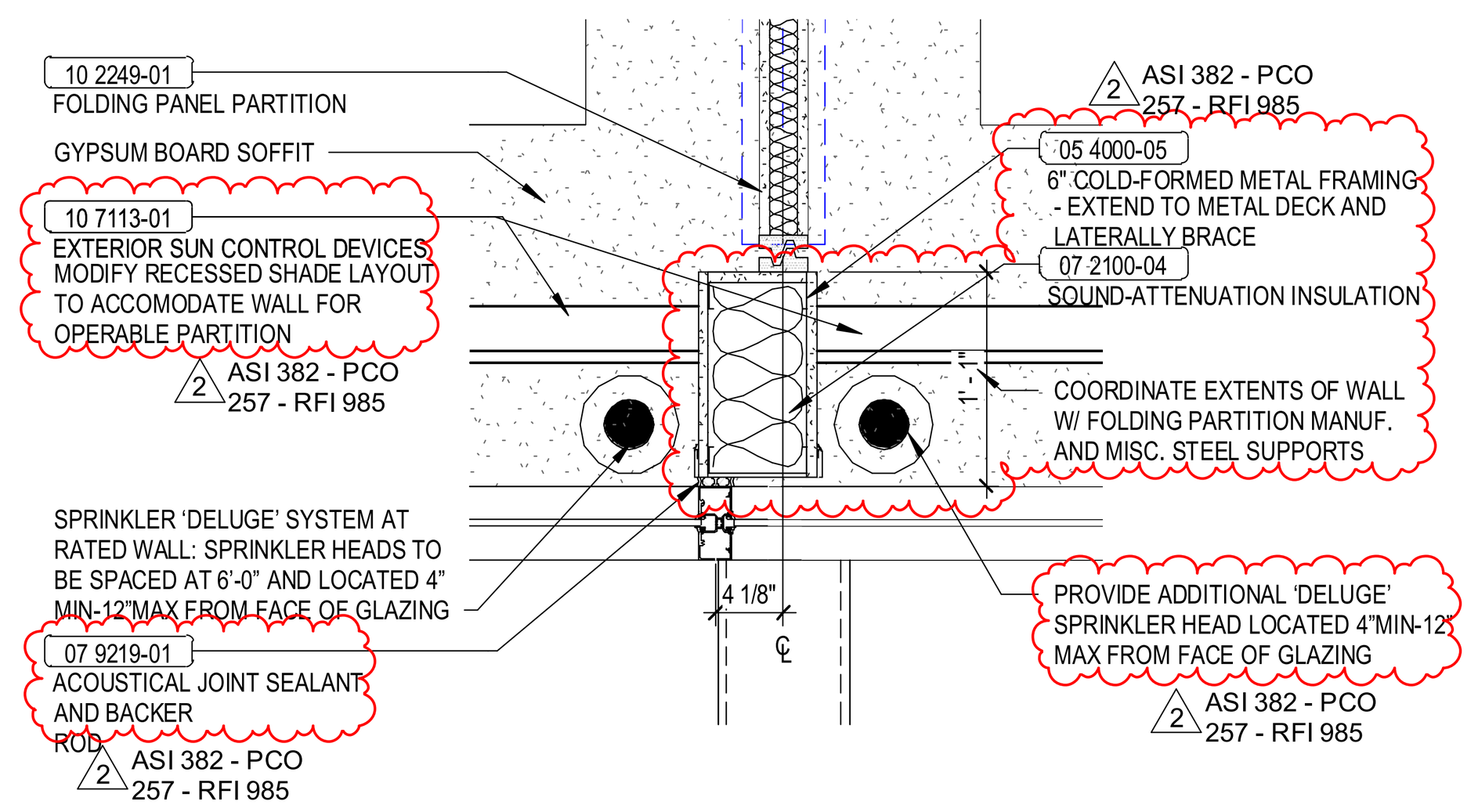

9 RD023 ASI 382 / PCO 257 LEVEL 03 RCP - AREA C - REF SHEET A-6.14
1" = 1'-0"

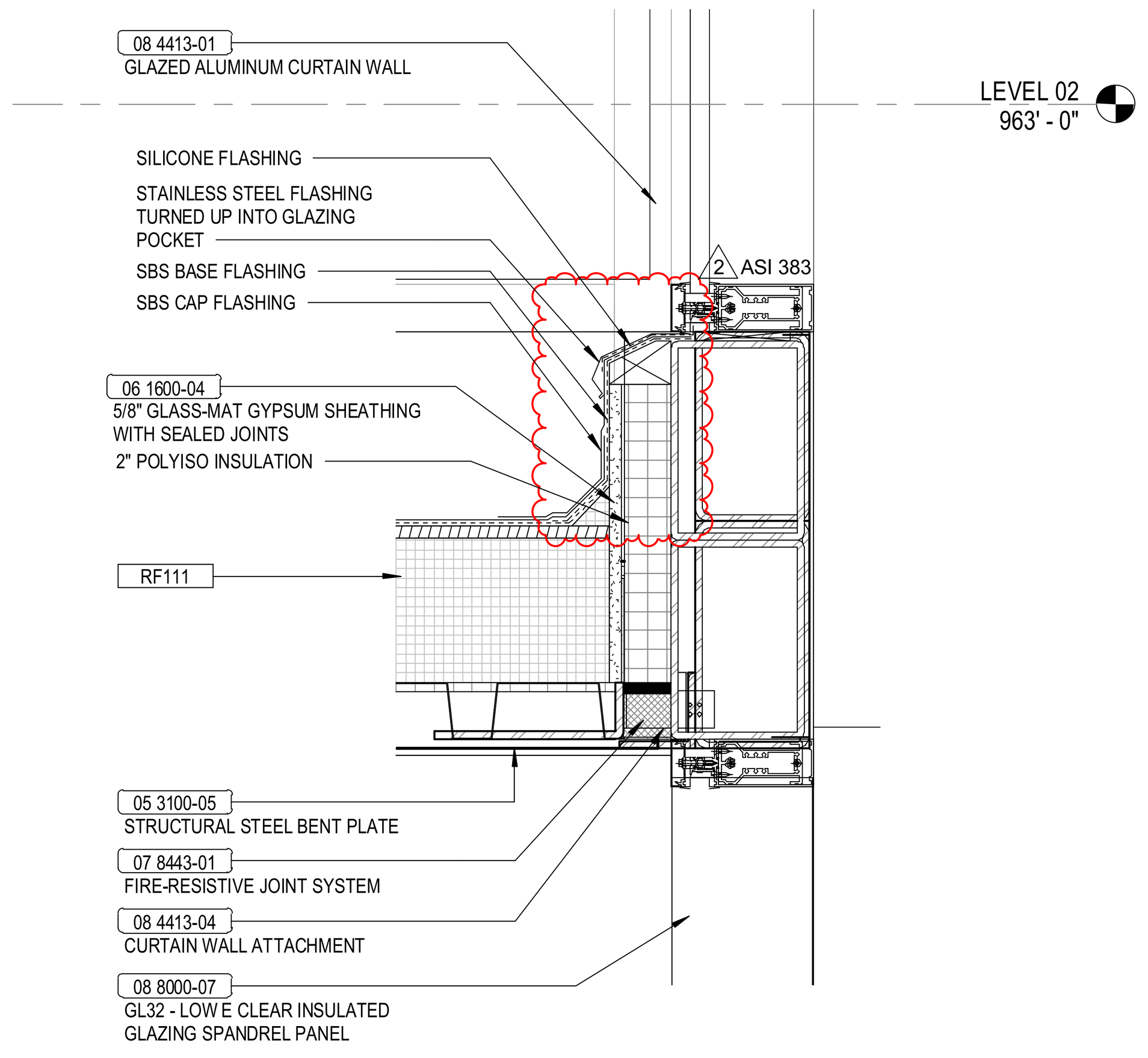

10 RD023 ASI 383 SECTION DETAIL - REF DRAWING 1/A-4.54
1 1/2" = 1'-0"

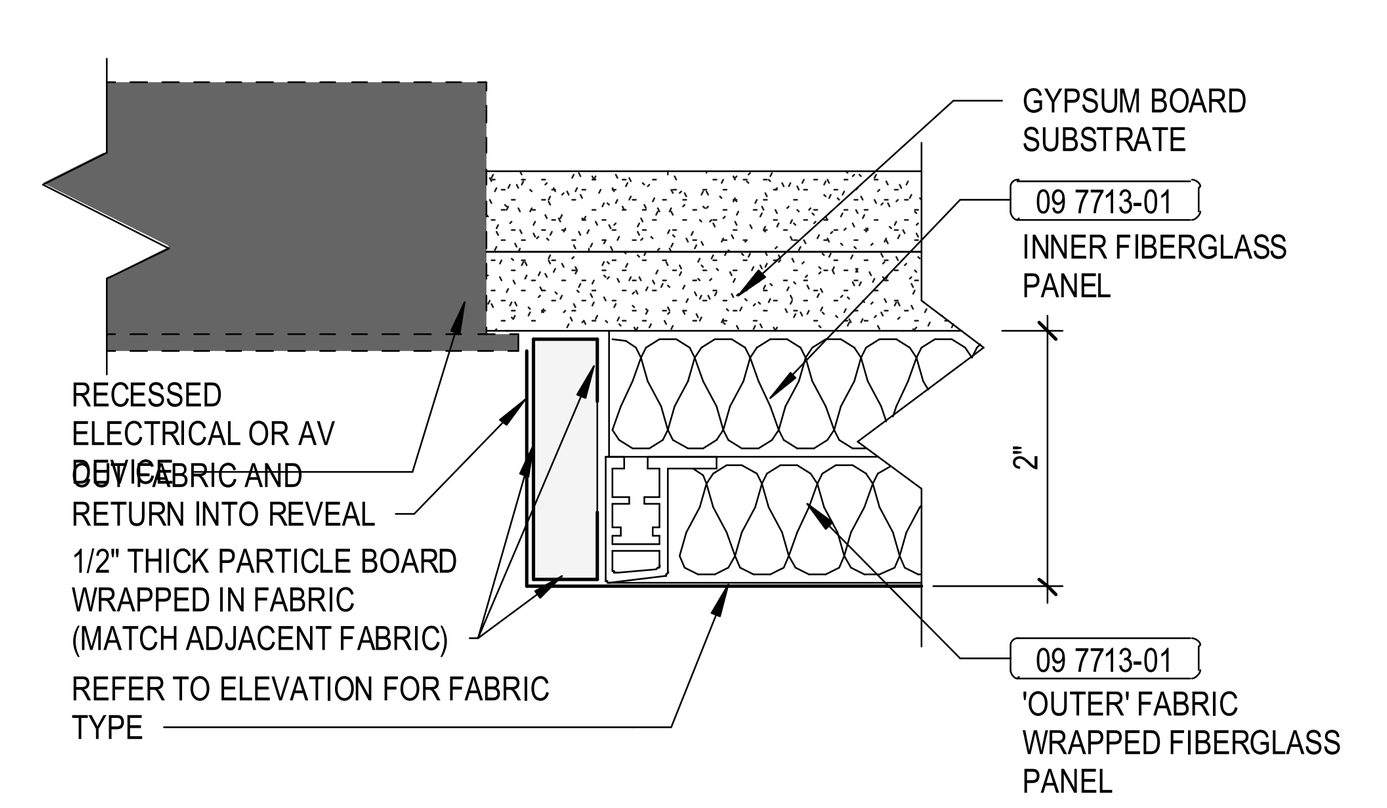

11 RD023 ASI 388 FABRIC PANEL BALLROOM AV/ELEC DEVICE - REF SHEET A-5.84
6" = 1'-0"

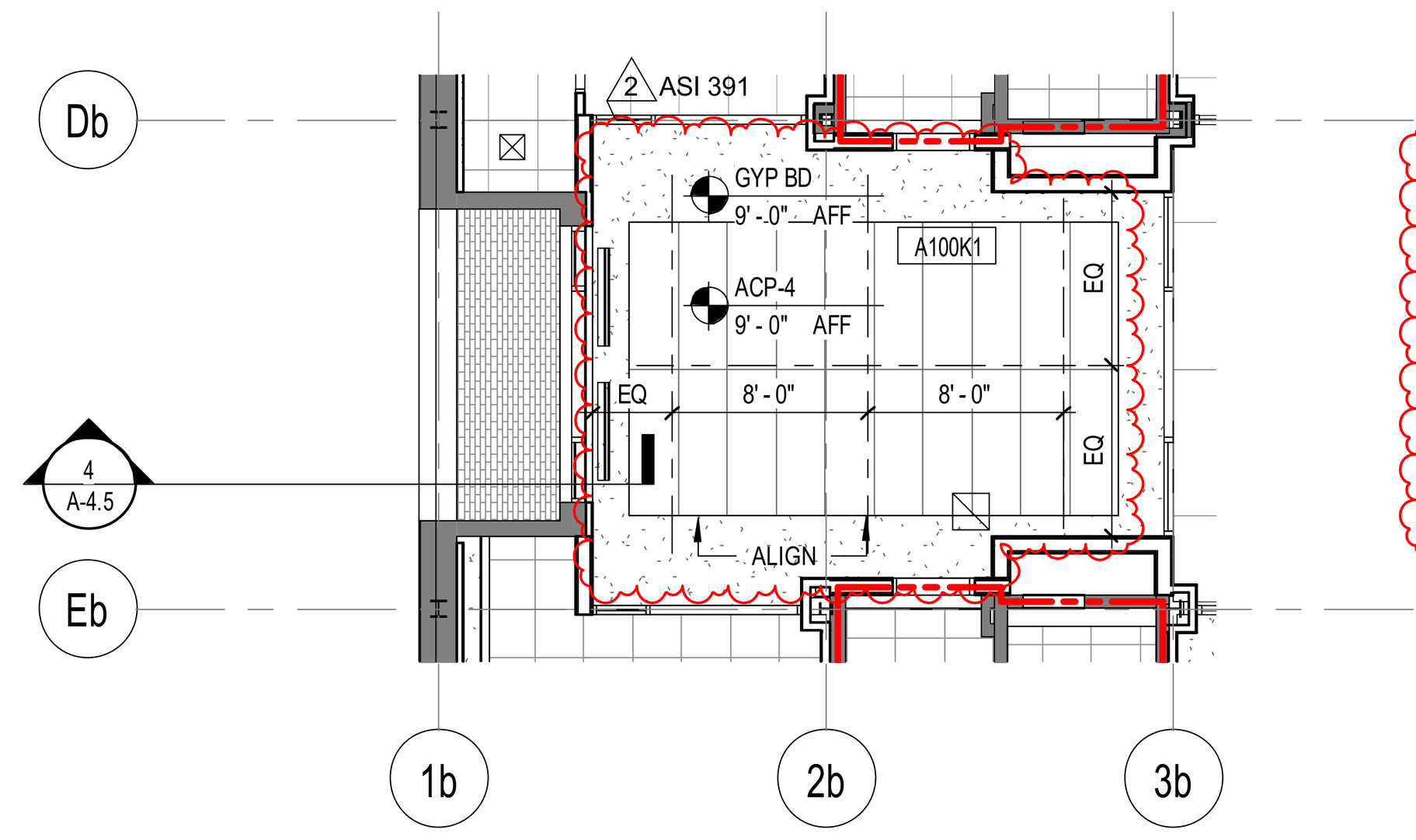

12 RD023 ASI 391 LEVEL 01 RCP - AREA B
1/8" = 1'-0"

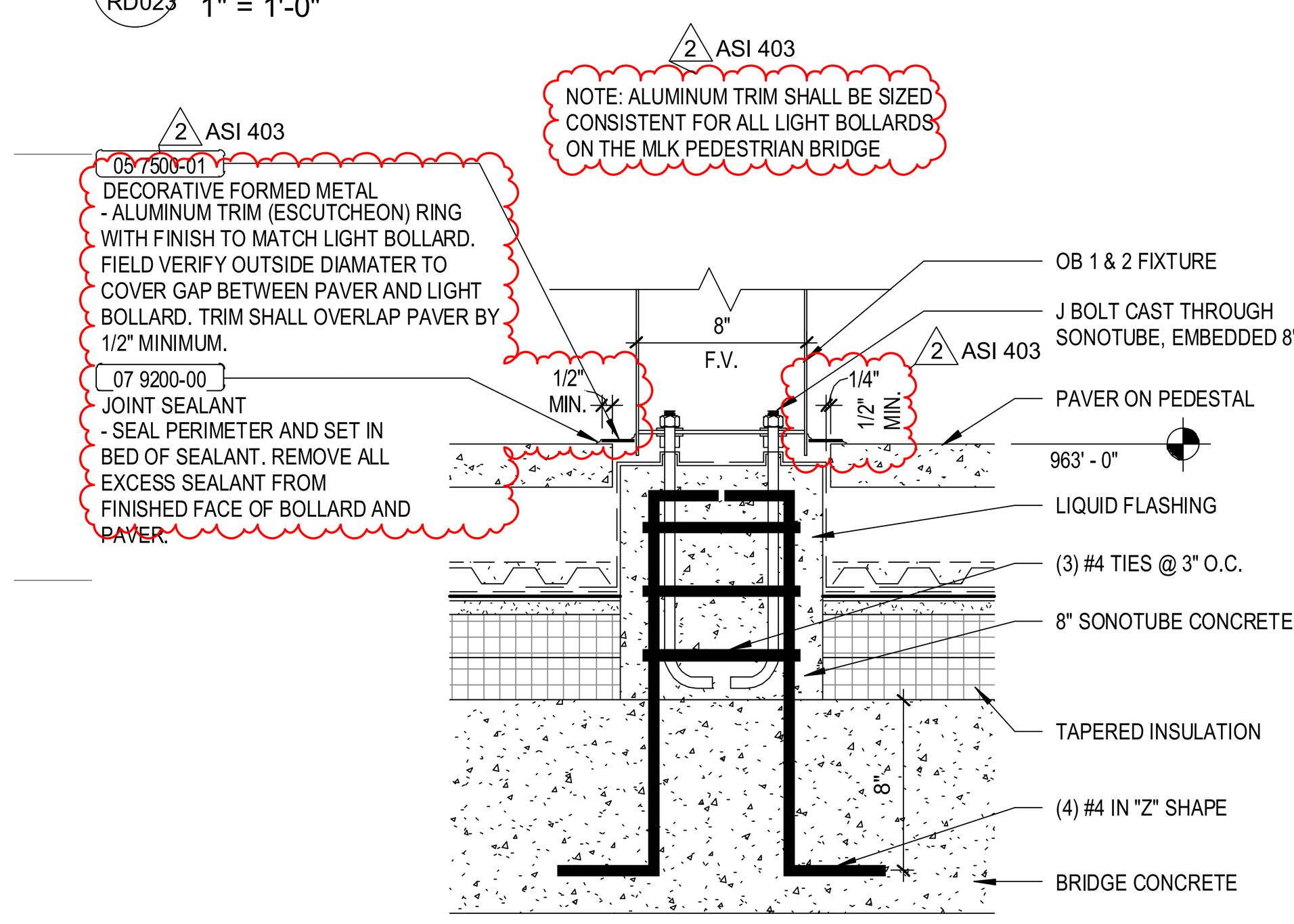

13 RD023 ASI 403 OB 1&2 MOUNT DETAIL - BUILDING PAVER ON PEDESTAL - MLK PEDESTRIAN BRIDGE
1 1/2" = 1'-0"

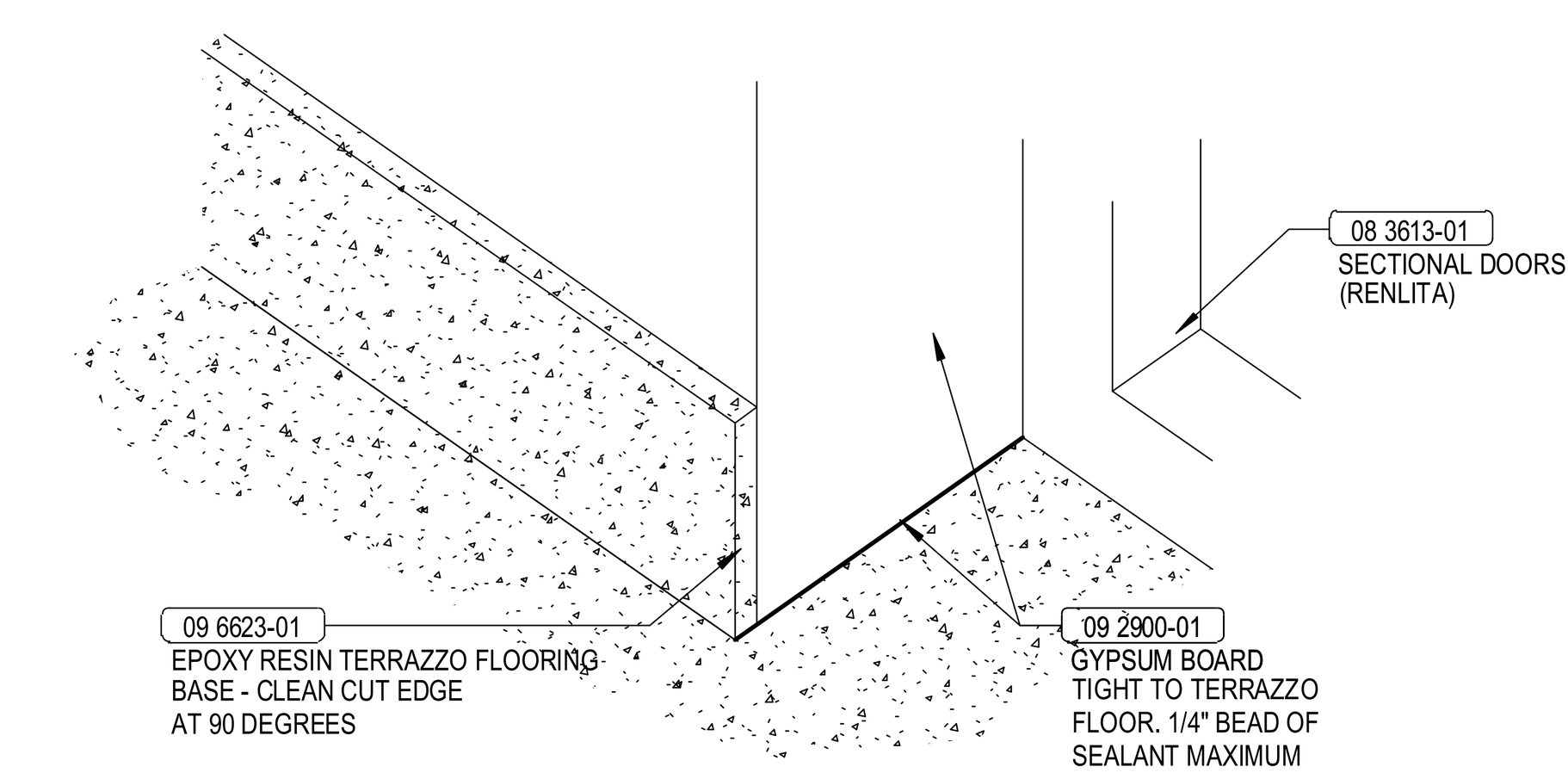

14 RD023 ASI 407 RENLITA DOOR JAMB AT TERRAZZO BASE
3" = 1'-0"

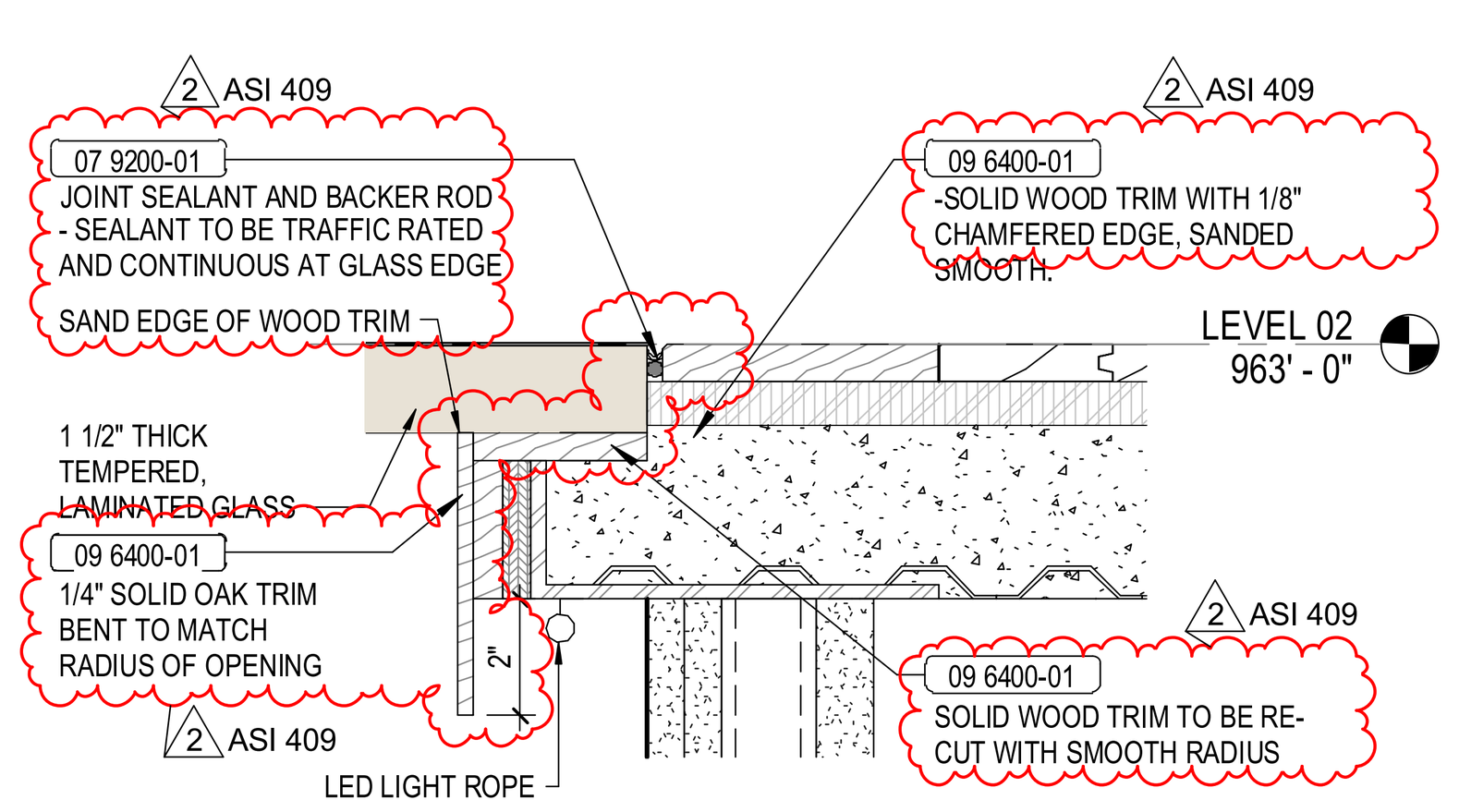

15 RD023 ASI 409 TIME CAPSULE EDGE DETAIL
3" = 1'-0"

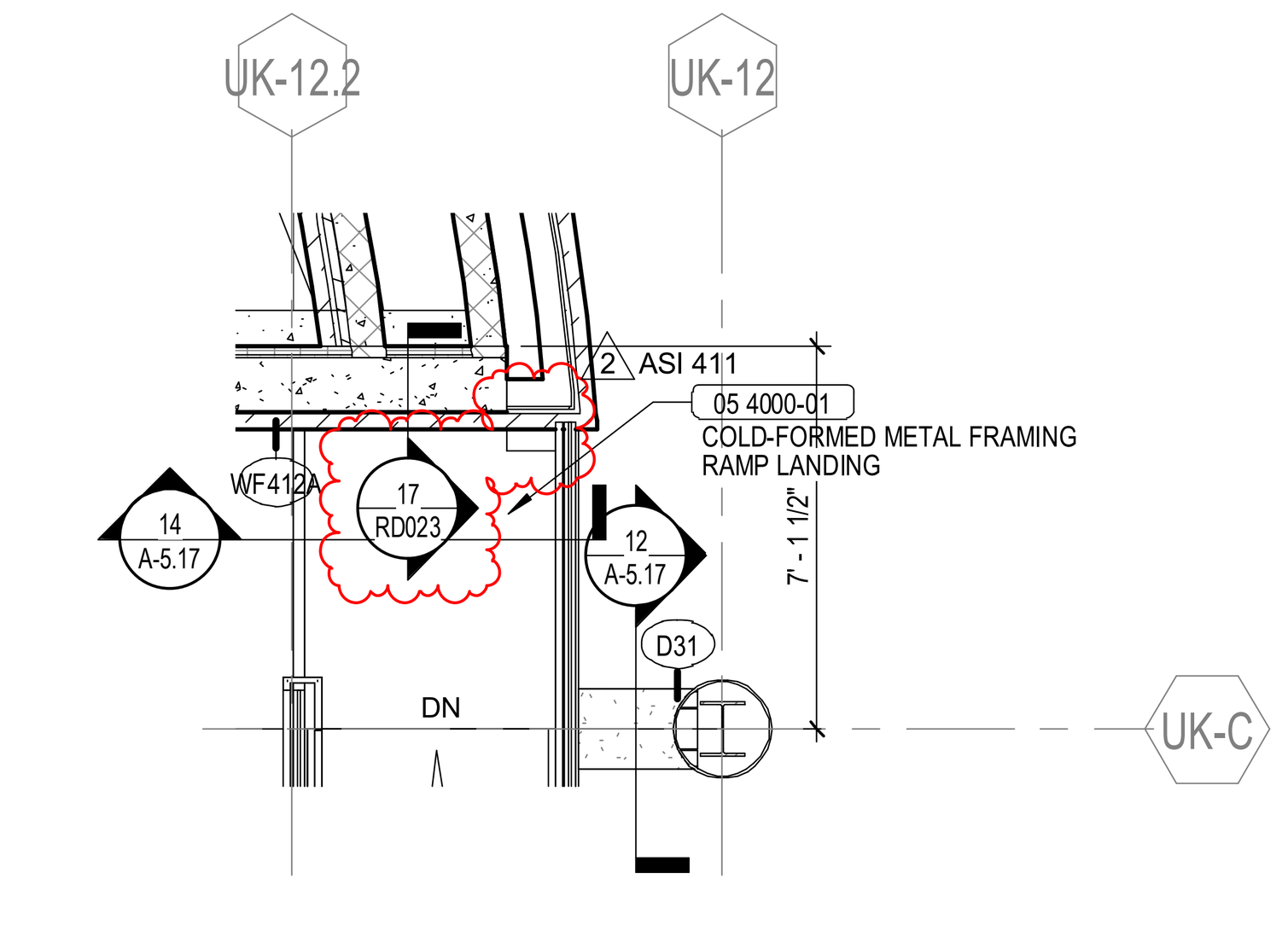

16 RD023 ASI 411 LEVEL 2 - FIREPLACE AND RAMP - REF DRAWING 4/5.17
1/4" = 1'-0"

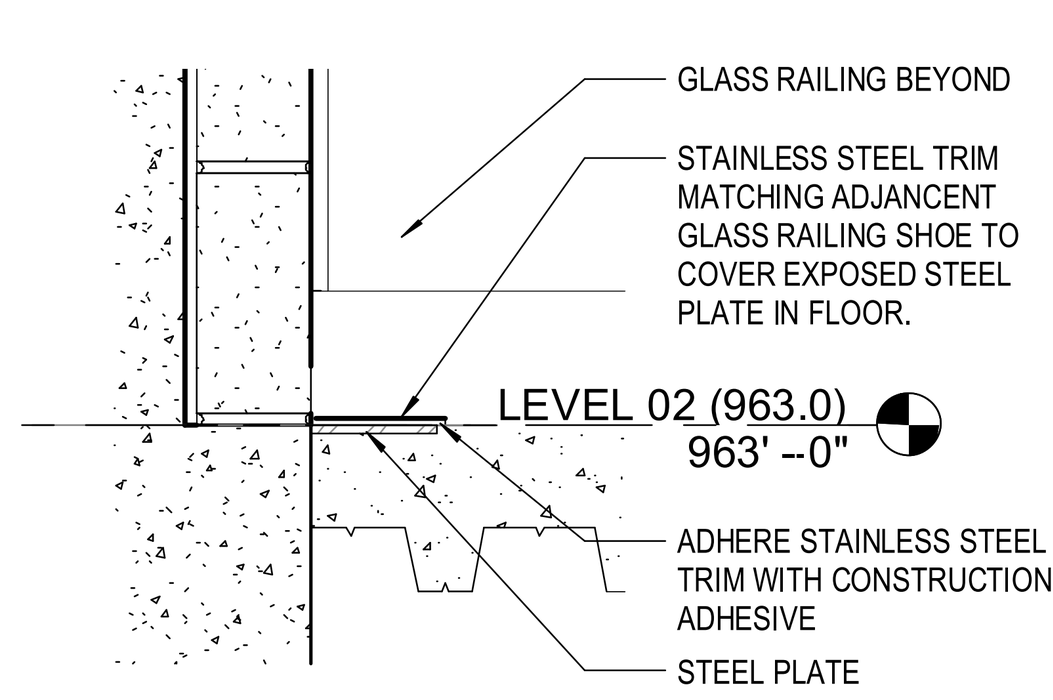

17 RD023 ASI 411 TRIM DETAIL ON RAMP NEAR FIRESIDE LOUNGE
1 1/2" = 1'-0"

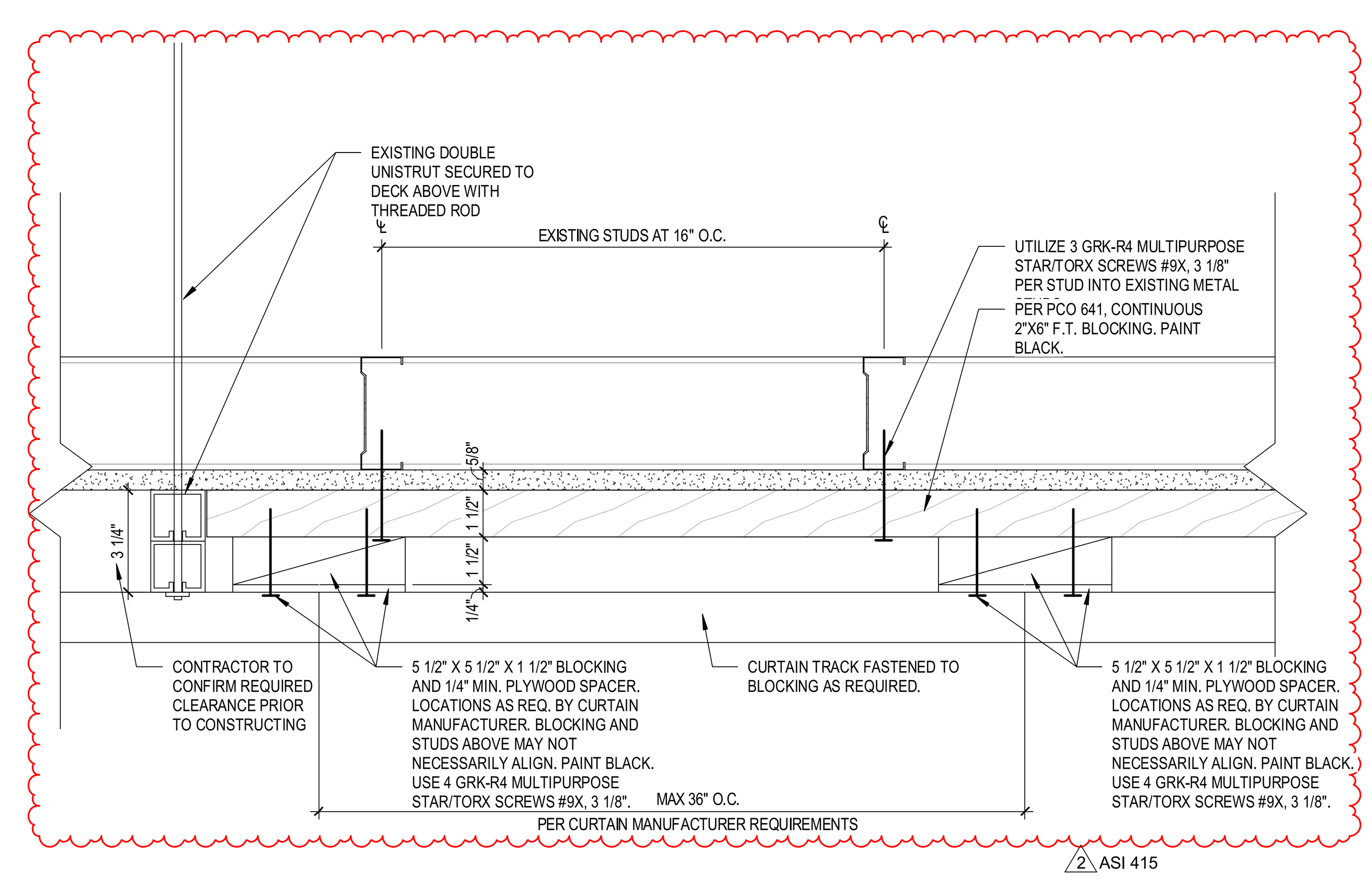

18 RD023 ASI 415 CINEMA SOFFIT DETAIL
3" = 1'-0"

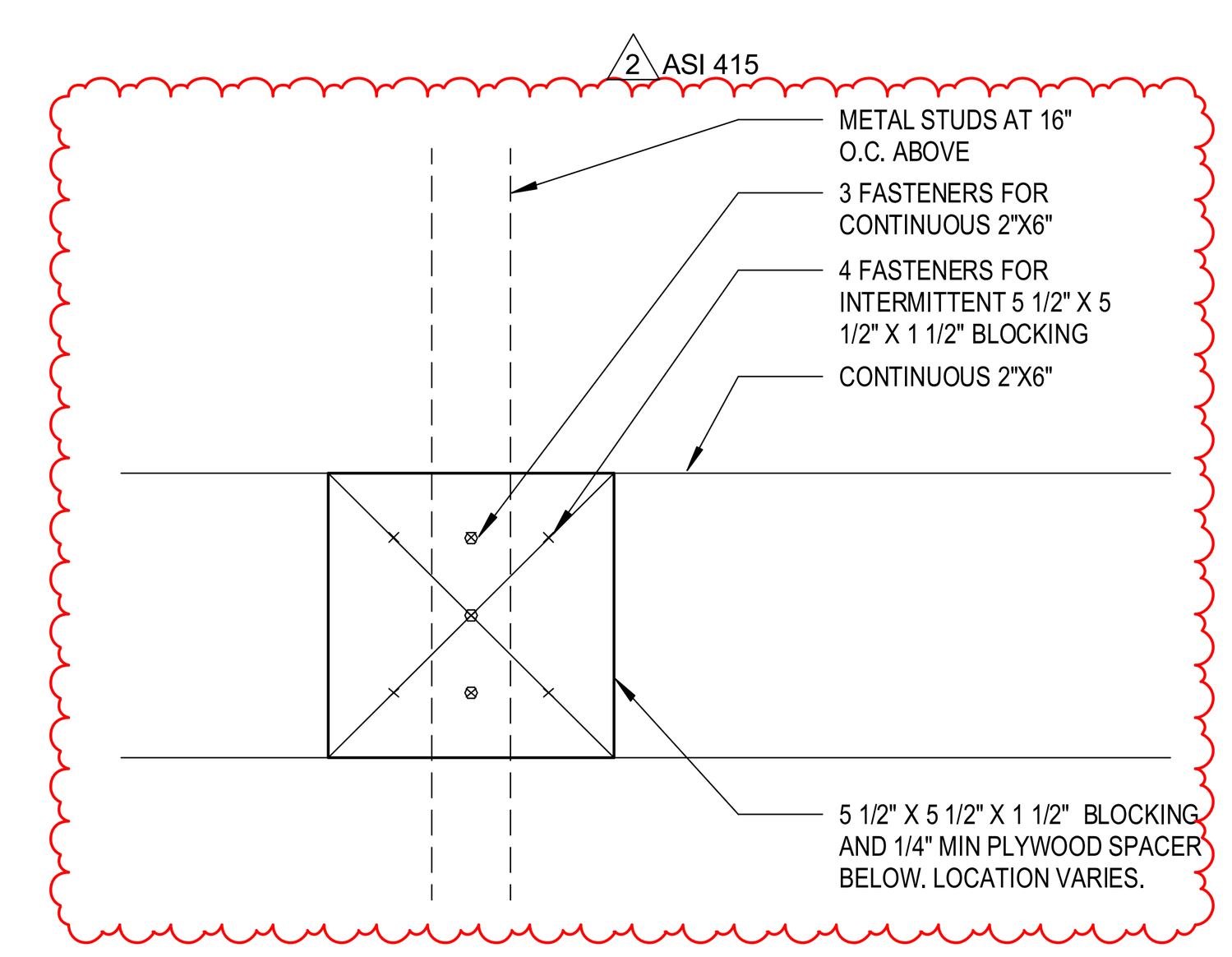

19 RD023 ASI 415 CURTAIN TRACK CONNECTION PLAN DETAIL
3" = 1'-0"

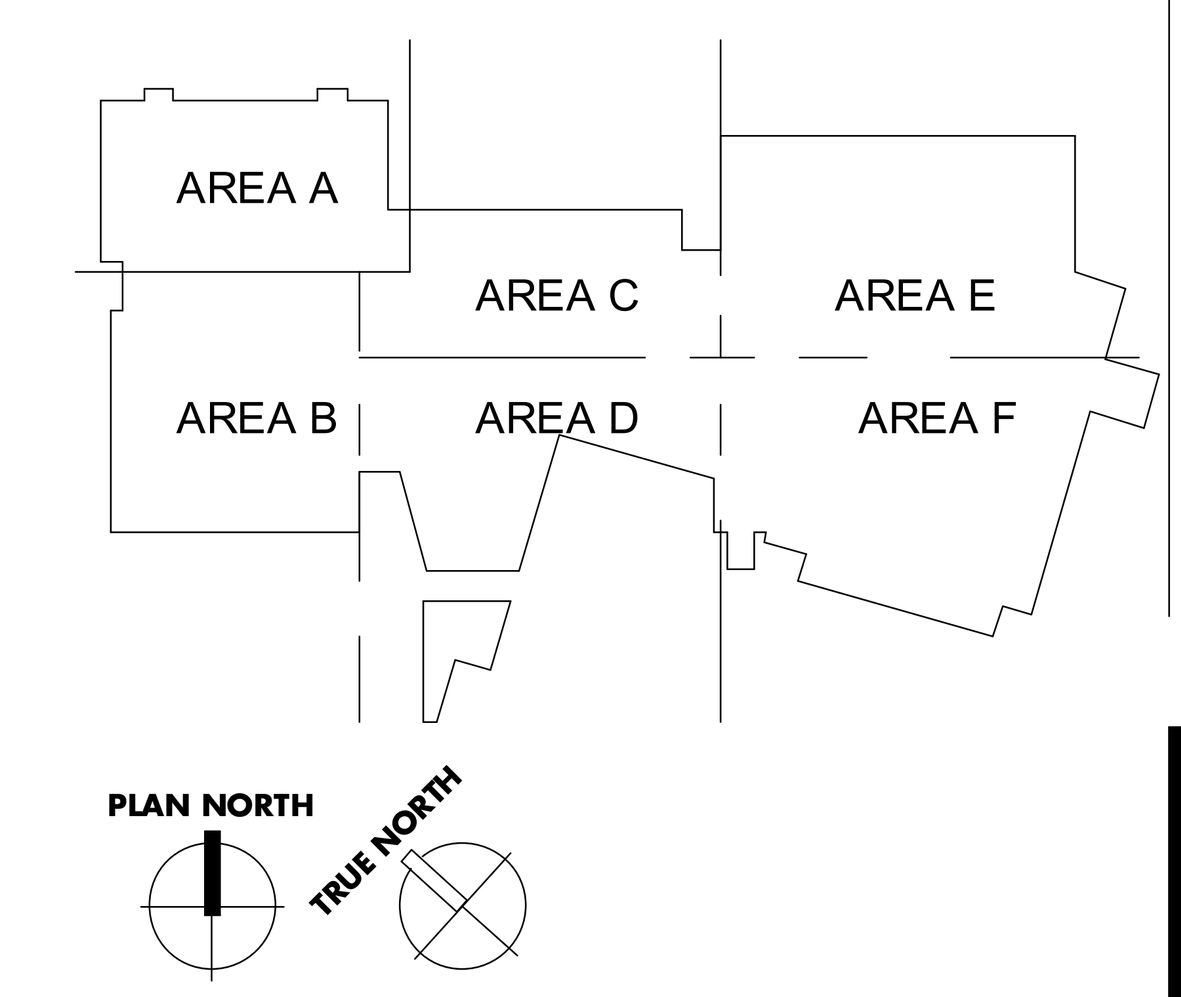

UK - STUDENT CENTER RENOVATION AND EXPANSION BP#3 Lexington, Kentucky

RECORD DRAWING SUPPLEMENTAL DRAWINGS

Job Number: 1404.00 | 11/13/19 | Drawn By: Author | Checked By: Checker | Revision: 2

MICHAEL W. JACOBS REGISTERED ARCHITECT No. 2368 COMMONWEALTH OF KENTUCKY

RECORD DOCUMENTS
These Record Documents have been prepared based on information provided by others. The Consultant has not verified the accuracy and/or completeness of this information and shall not be responsible for any errors or omissions that may be incorporated as a result of erroneous information provided by others.
Omni ARCHITECTS
November 2019
DATE

No.	Description	Date
2	RFI, ASI, PCO, CO	2016-2018

1315 Peachtree Street
Atlanta, Georgia 30309
p 404.837.2300
www.perkinswill.com

PERKINS +WILL

212 North Upper Street
Lexington, Kentucky 40507
p. 859.252.6664
www.omniarchitects.com

Omni ARCHITECTS

RECORD DRAWINGS

RD023

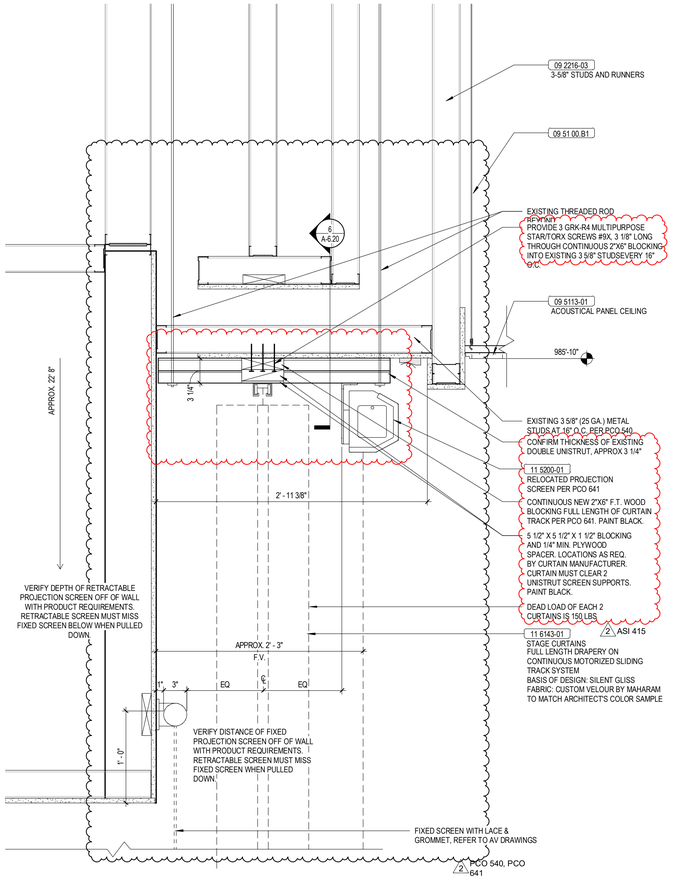

1 RD024 ASI 415 CEILING DETAIL - CINEMA FIXED SCREEN
1 1/2" = 1'-0"

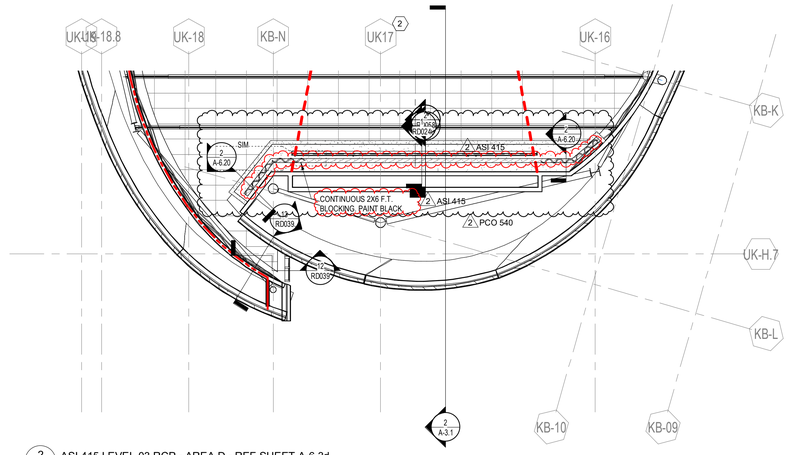

2 RD024 ASI 415 LEVEL 03 RCP - AREA D - REF SHEET A-6.3d
1/8" = 1'-0"

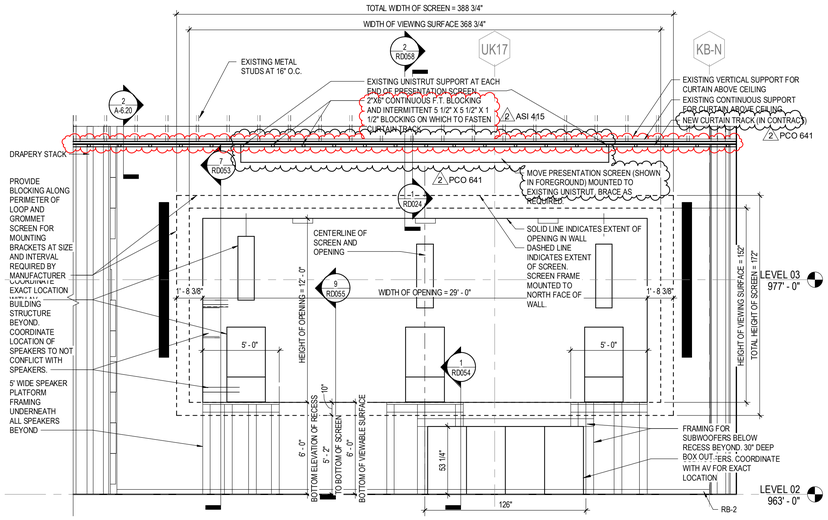

3 RD024 ASI 415 CINEMA A240 - S ELEV - REF DRAWING 3/A-5.78
1/4" = 1'-0"

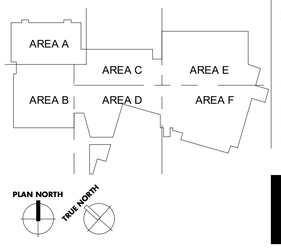

UK - STUDENT CENTER RENOVATION AND EXPANSION BP#3 Lexington, Kentucky

RECORD DRAWING SUPPLEMENTAL DRAWINGS

Job Number: 1404.00 | 11/13/19 | Drawn By: Author | Checked By: Checker | Revision: 2

No.	Description	Date
2	RFI, ASI, PCO, CO	2016-2018

RECORD DOCUMENTS
These Record Documents have been prepared based on information provided by others. The contractor shall verified the accuracy and/or completeness of this information and shall not be responsible for any errors or omissions that may be incorporated as a result of reliance on information provided by others.
Omni ARCHITECTS
November 2019
DATE

212 North Upper Street
Lexington, Kentucky 40507
p. 859.252.6664
www.omniarchitects.com
Omni ARCHITECTS

PERKINS + WILL
1315 Peachtree Street
Atlanta, Georgia 30309
p.404.837.2300
www.perkinswill.com

RECORD DRAWINGS

RD024

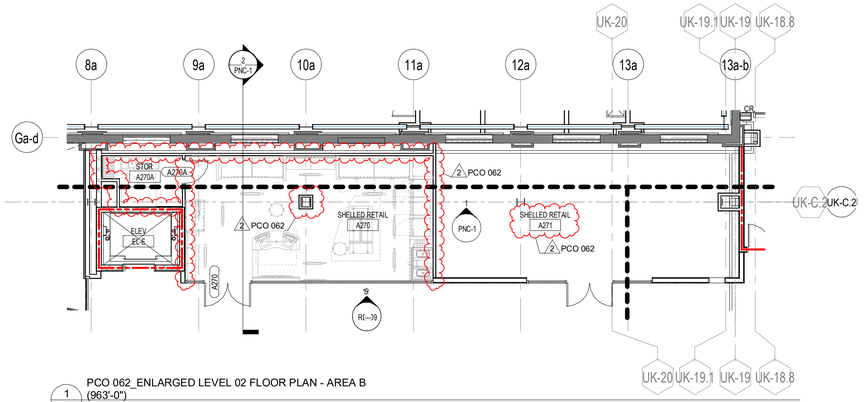

1 RD025 PCO 062_ENLARGED LEVEL 02 FLOOR PLAN - AREA B (963'-0")
1/8" = 1'-0"

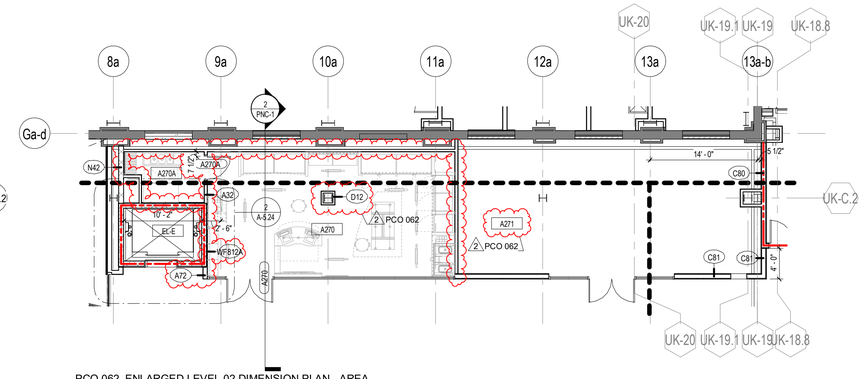

2 RD025 PCO 062_ENLARGED LEVEL 02 DIMENSION PLAN - AREA B (963'-0")
1/8" = 1'-0"

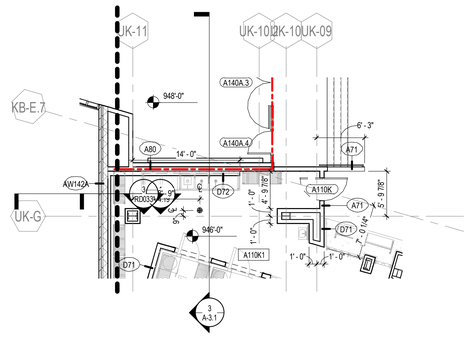

3 RD025 PCO 067 ENLARGED LEVEL 01 DIMENSION PLAN - AREA F (948'-0") REF 1/A-1.1f-d
1/8" = 1'-0"

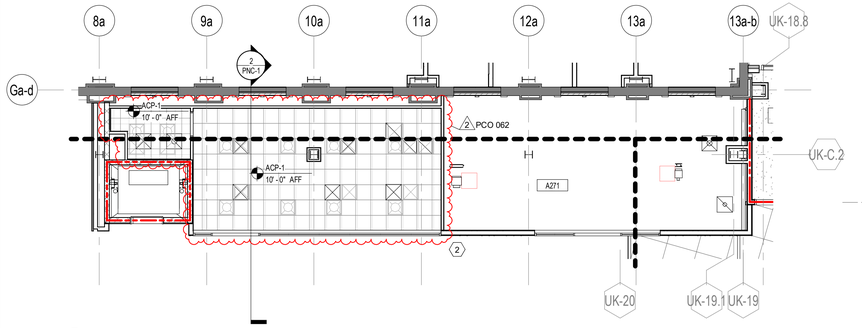

4 RD025 PCO 062_LEVEL 02 RCP - AREA B
1/8" = 1'-0"

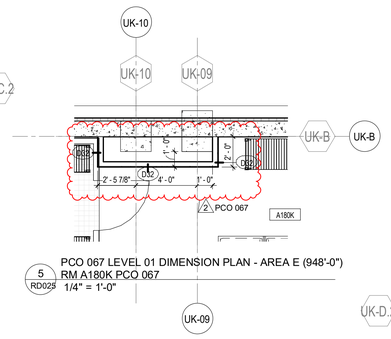

5 RD025 PCO 067 LEVEL 01 DIMENSION PLAN - AREA E (948'-0") RM A180K PCO 067
1/4" = 1'-0"

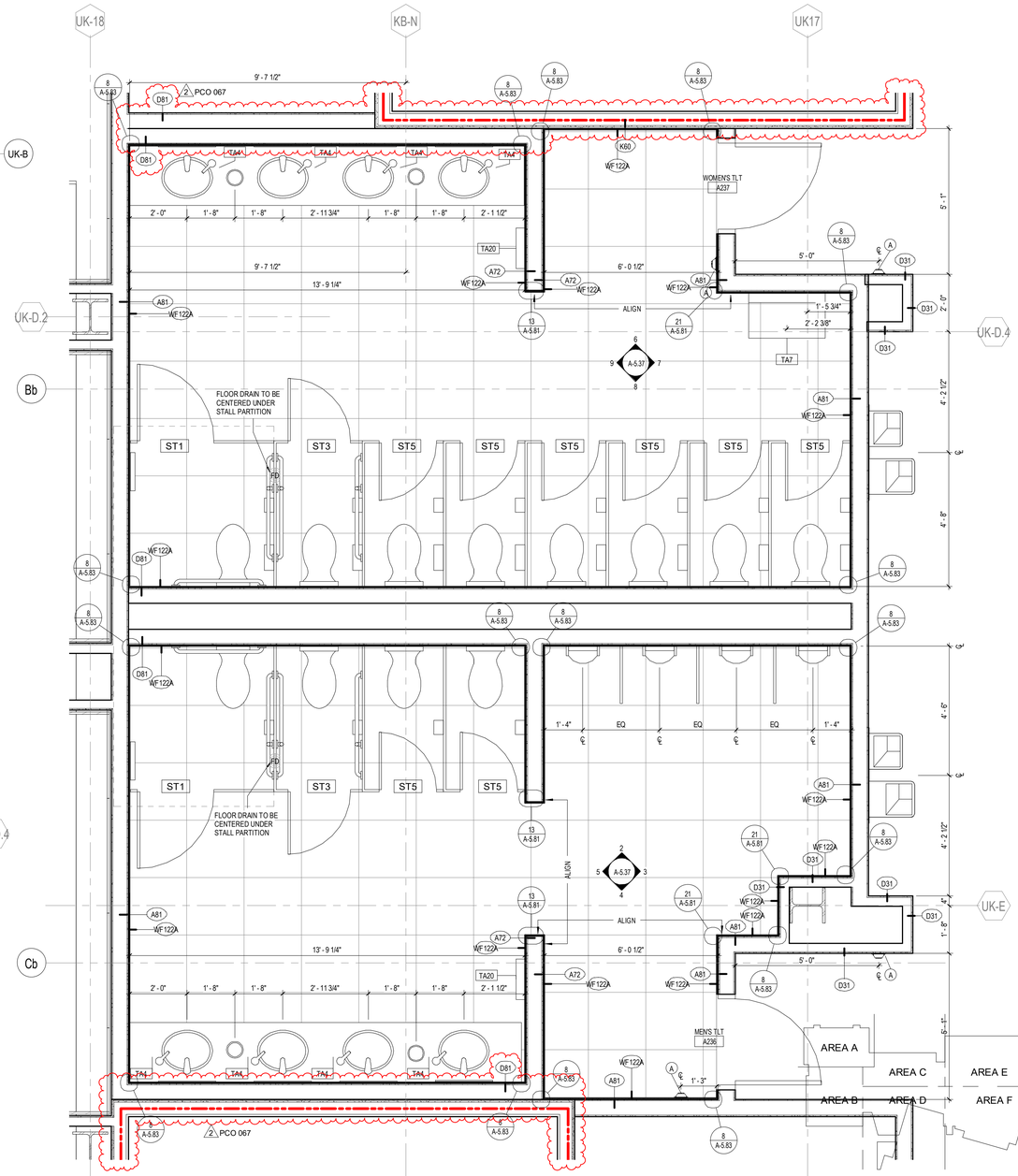

7 RD025 MEN TLT A236/336 & WOMEN TLT A237/337 ENLARGED FLOOR PLAN - REF SHEET A-5.37
1/2" = 1'-0"

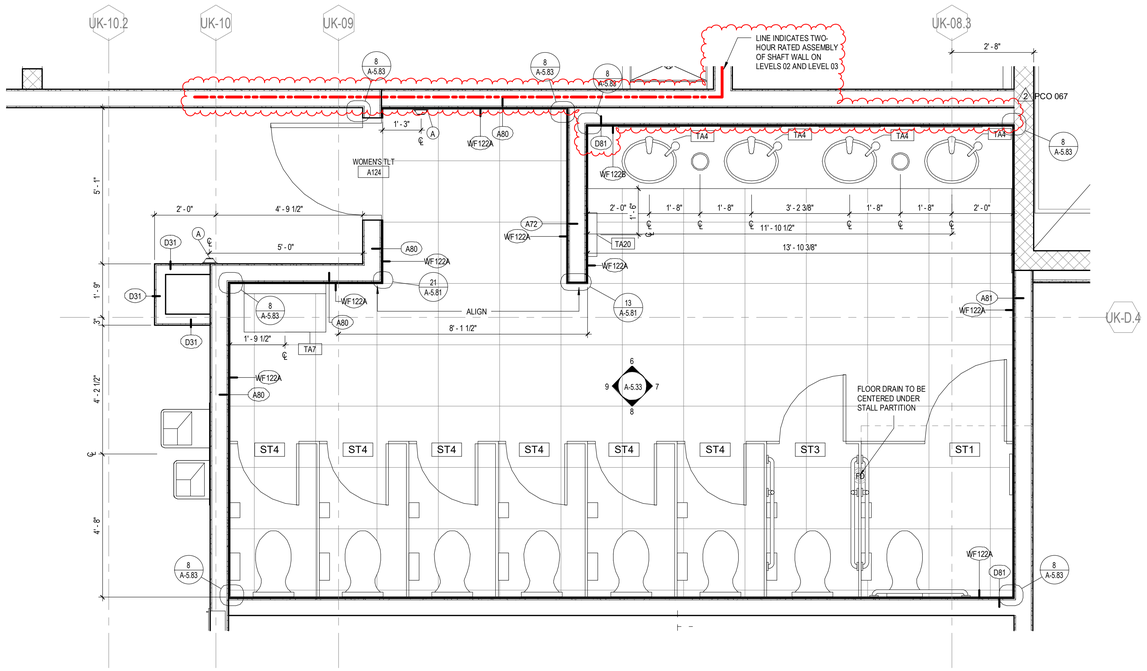

6 RD025 PCO 067 MEN TLT A123/223/323 & WOMEN TLT A124/224/324 ENLARGED FLOOR PLAN - REF SHEET A-5.33
1/2" = 1'-0"

PLAN NORTH
TRUE NORTH

UK - STUDENT CENTER RENOVATION AND EXPANSION BP#3 Lexington, Kentucky

RECORD DRAWING SUPPLEMENTAL DRAWINGS

RECORD DRAWINGS

RD025

Job Number: 1404.00 | 11/14/19 | Drawn By: Author | Checked By: Checker | Revision: 2

No.	Description	Date
2	RFI1, ASI, PCO, CO	2016-2018

RECORD DOCUMENTS
These Record Documents have been prepared based on information provided by others. The contractor is cautioned that the accuracy and/or completeness of this information and shall not be responsible for any errors or omissions that may be incorporated as a result of inaccurate information provided by others.
Omni ARCHITECTS
November 2019
DATE

MICHAEL W. JACOBS
COMMONWEALTH OF KENTUCKY
No. 9000
REGISTERED ARCHITECT

PERKINS + WILL
1315 Peachtree Street
Atlanta, Georgia 30309
p 404.837.2300
www.perkinswill.com

Omni ARCHITECTS
212 North Upper Street
Lexington, Kentucky 40507
p 859.252.0664
www.omniarchitects.com

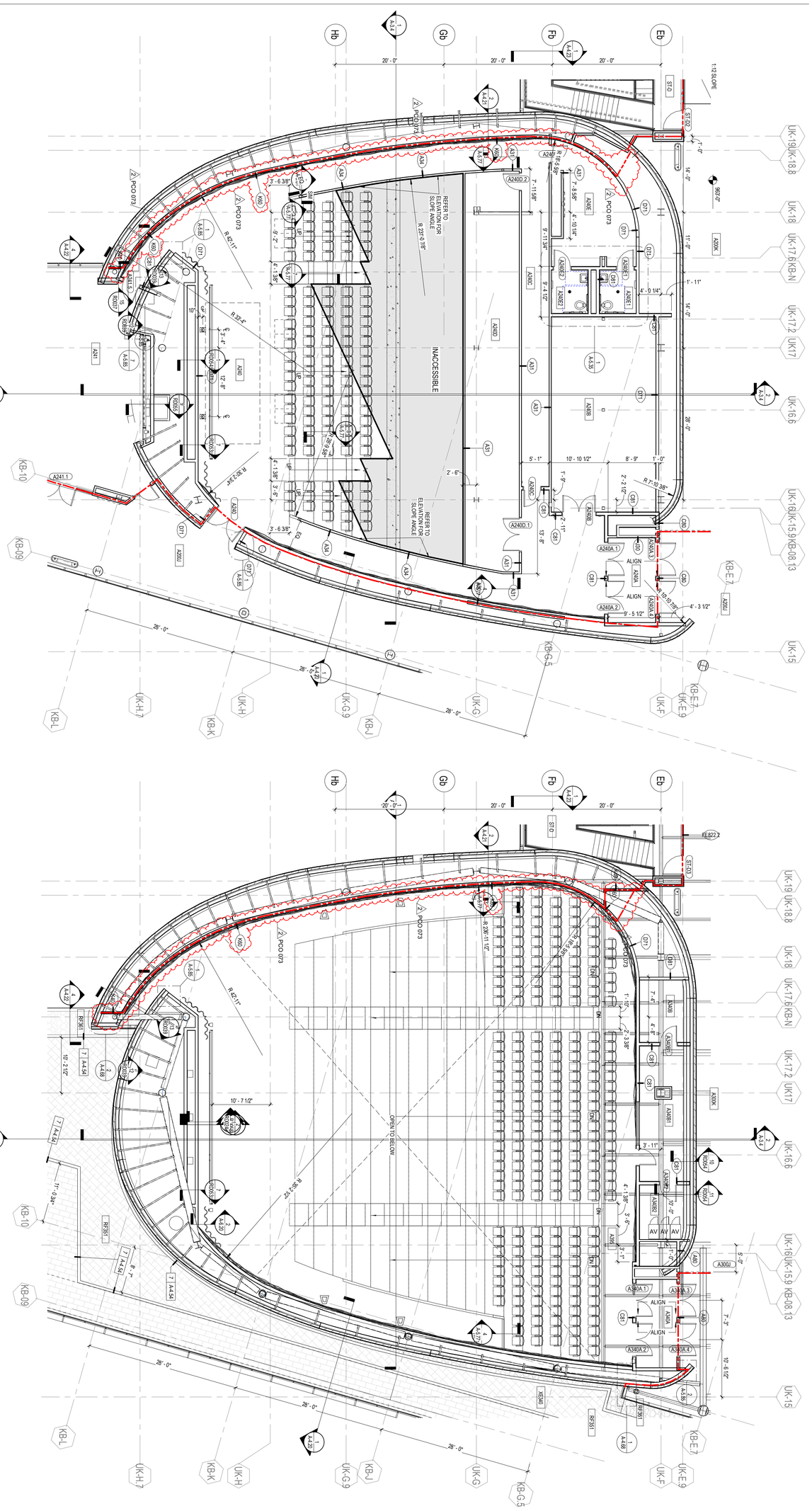

1 PCO 073 ENLARGED LEVEL 02 DIMENSION PLAN - AREA D (963'-0")
RD026 1/8" = 1'-0"

2 PCO 073 ENLARGED LEVEL 03 DIMENSION PLAN - AREA D (963'-0")
RD026 1/8" = 1'-0"

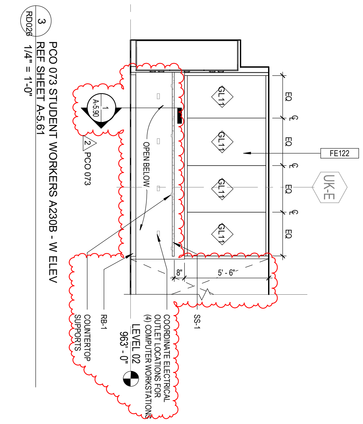

3 PCO 073 STUDENT WORKERS A230B - W ELEV
RD026 REF SHEET A-5.61 1/4" = 1'-0"

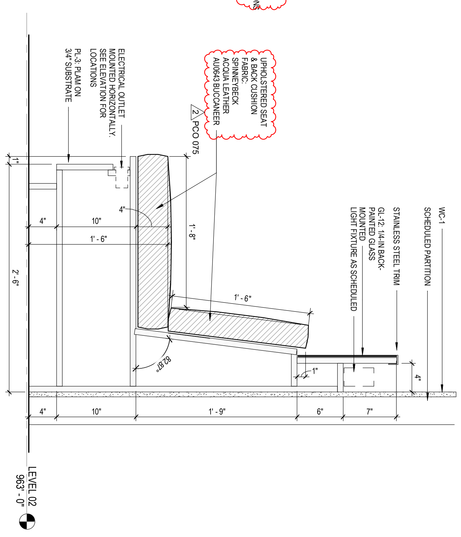

4 PCO 075 PREFUNCTION BANQUETTE - REF 4/A-5.45
RD026 1 1/2" = 1'-0"

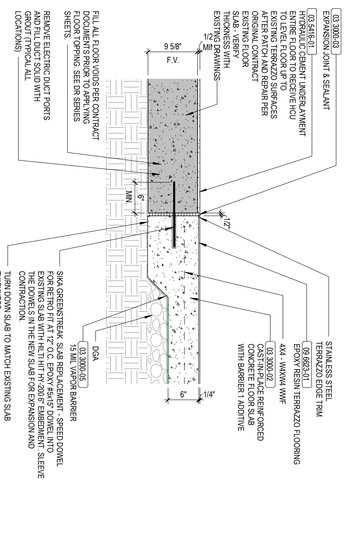

5 PCO 082 LEVEL 01 38 BUILDING EDGE OF SLAB DETAIL
RD026 1" = 1'-0"

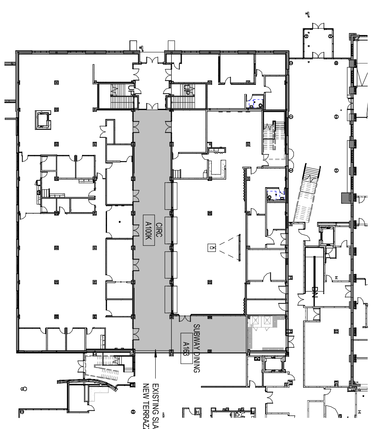

6 PCO 082 LEVEL 01 FLOOR PLAN - AREA B (948'-0")
RD026 EXISTING SLAB DEMOLITION 1/32" = 1'-0"

UK - STUDENT CENTER RENOVATION AND EXPANSION BP#3 Lexington, Kentucky

RD026

CONTRACT DOCUMENTS

RECORD DRAWING SUPPLEMENTAL DRAWINGS

Job Number: 1404.00 | 11/14/19 | Drawn By: Author | Checked By: Checker | Revision: 2

Omni ARCHITECTS
212 North Upper Street
Lexington, Kentucky 40507-1001
p 859.252.6664
www.omniarchitects.com

PERKINS + WILL
1315 Peachtree Street
Atlanta, Georgia 30309
p 404.837.2300
www.perkinswill.com

No.	Description	Date
2	RFI, ASI, PCO, CO	2016-2018

RECORD DOCUMENTS

These Record Documents have been prepared based on information provided by others. The Consultant has not verified the accuracy and/or completeness of this information and shall not be responsible for any errors or omissions that may be incorporated as a result of erroneous information provided by others.

Omni ARCHITECTS **November 2019** DATE

MICHAEL W. JACOBS LICENSED No. 2368 COMMONWEALTH OF KENTUCKY ARCHITECT

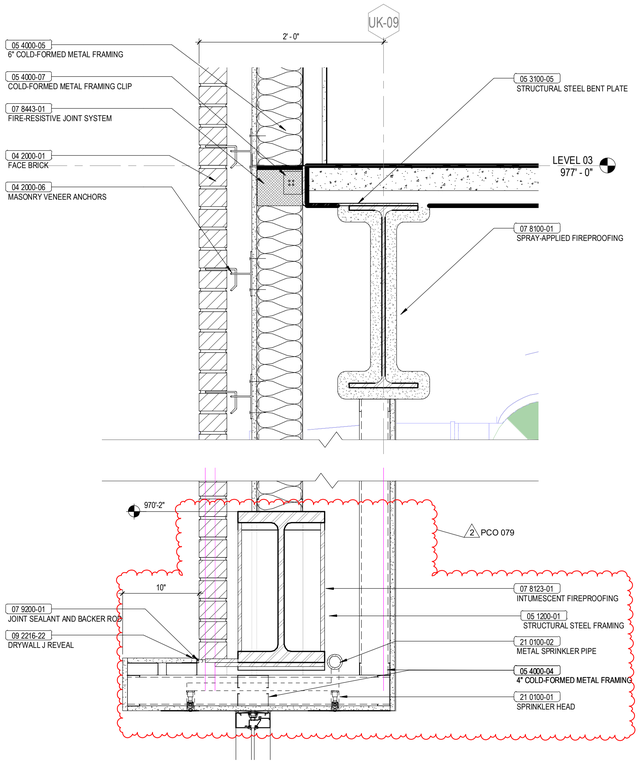

1 RD027 PCO 079 SECTION DETAIL - 1/A-4.73
1 1/2" = 1'-0"

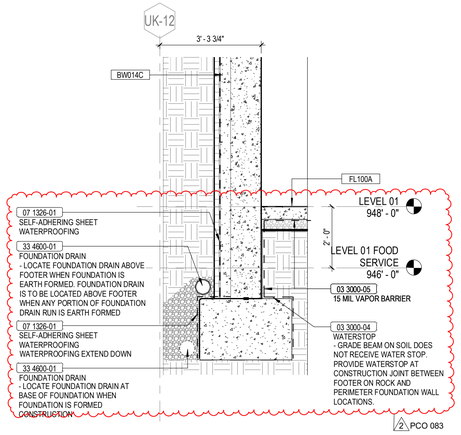

2 RD027 PCO 083 WALL SECTION
1/2" = 1'-0"

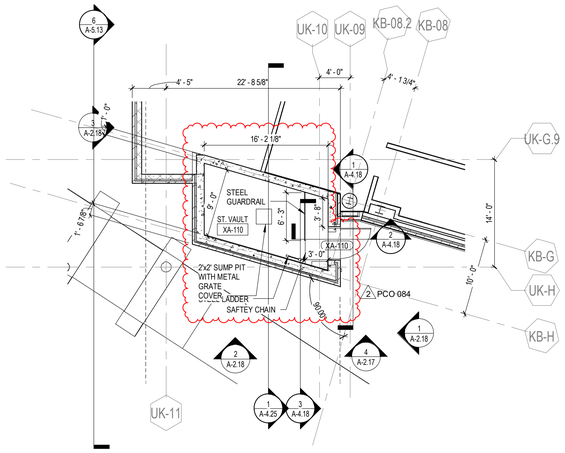

3 RD027 PCO 084 ENLARGED VAULT PLAN - REF. DRAWING 2/A-1.6
1/8" = 1'-0"

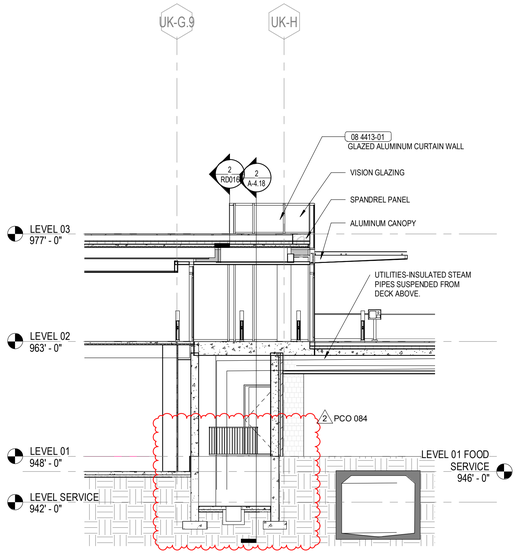

4 RD027 PCO 084 BRIDGE LONG SECTION - REF. DRAWING
1/A-4.25
1/8" = 1'-0"

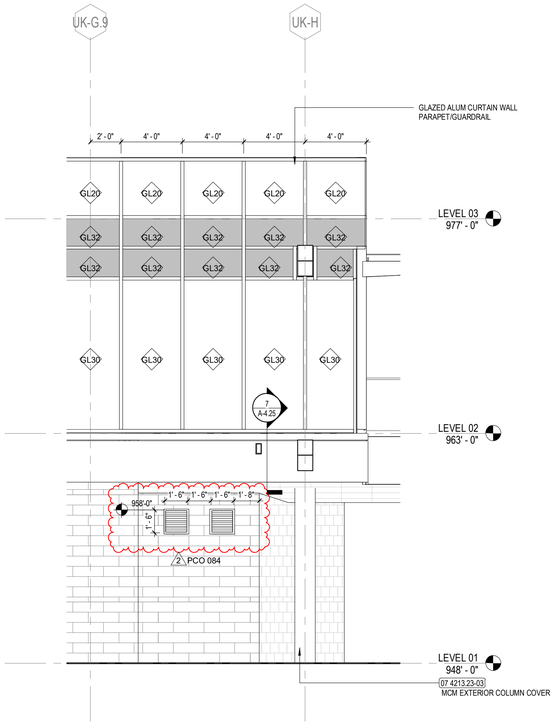

5 RD027 PCO 084 PARTIAL WEST ELEVATION - ENTRY - REF. DRAWING 3/A-2.18
1/4" = 1'-0"

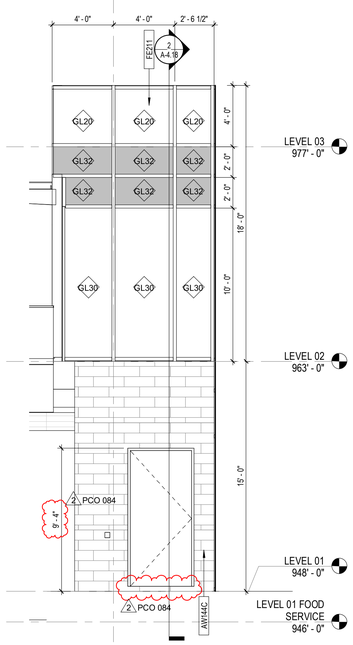

6 RD027 PCO 084 PARTIAL EAST ELEVATION - REF. DRAWING 1/A-2.18
1/4" = 1'-0"

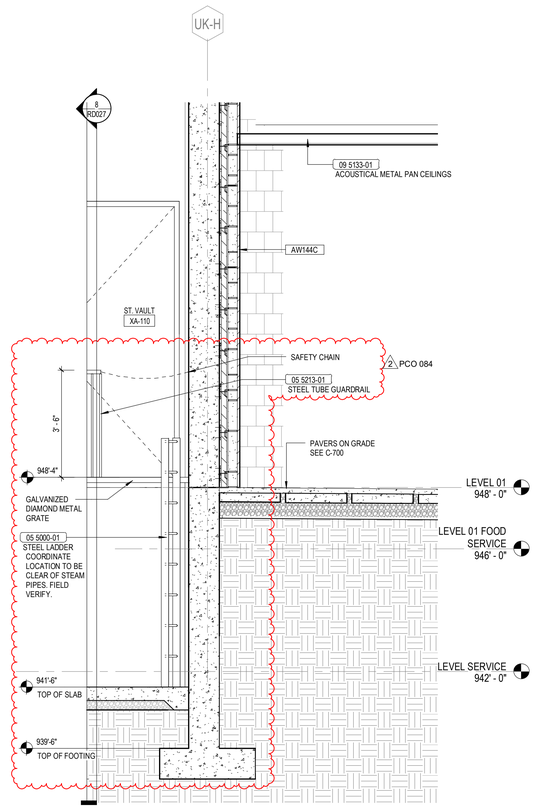

7 RD027 PCO 084 WALL SECTION - REF. DRAWING 3/A-4.18
1/2" = 1'-0"

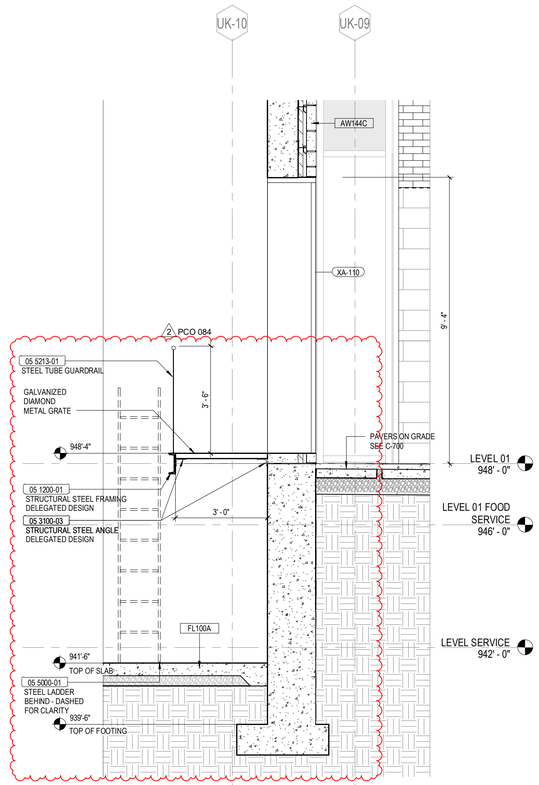

8 RD027 PCO 084 WALL SECTION - REF. DRAWING 2/A-4.18
1/2" = 1'-0"

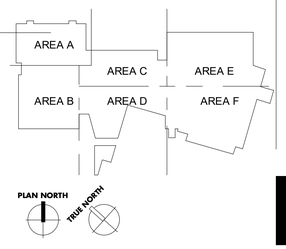

UK - STUDENT CENTER RENOVATION AND EXPANSION BP#3

Lexington, Kentucky

RECORD DRAWING SUPPLEMENTAL DRAWINGS

RECORD DRAWINGS

RD027

Job Number: 1404.00 | 11/14/19 | Drawn By: Author | Checked By: Checker | Revision: 2

No.	Description	Date
2	RFI, ASI, PCO, CO	2016-2018

RECORD DOCUMENTS
These Record Documents have been prepared based on information provided by others. The contractor shall verified the accuracy and/or completeness of this information and shall not be responsible for any errors or omissions that may be incorporated as a result of reliance on information provided by others.
November 2019 — DATE

Omni ARCHITECTS
212 North Upper Street
Lexington, Kentucky 40507
p. 859.252.6664
www.omniarchitects.com

PERKINS + WILL
1315 Peachtree Street
Atlanta, Georgia 30309
p.404.837.2300
www.perkinswill.com

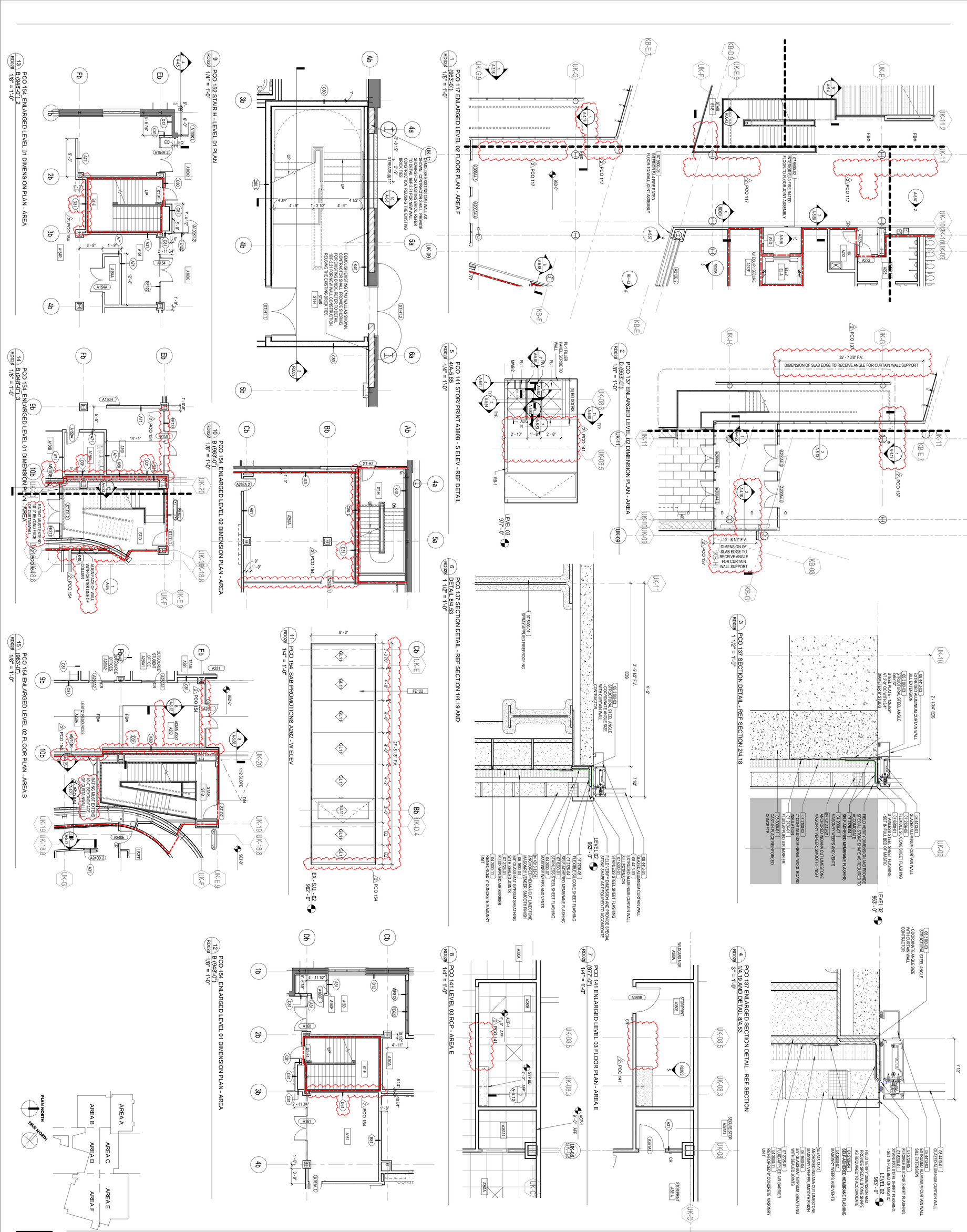

UK - STUDENT CENTER RENOVATION AND EXPANSION BP#3

Lexington, Kentucky

RECORD DRAWING SUPPLEMENTAL DRAWINGS

Job Number: 1404.00 | 11/15/19 | Drawn By: Author | Checked By: Checker | Revision: 2

RD028

RECORD DRAWINGS

Omni ARCHITECTS
212 North Upper Street
Lexington, Kentucky 40507
p. 859.252.6664
www.omniarchitects.com

PERKINS + WILL
1315 Peachtree Street
Atlanta, Georgia 30309
p 404.837.2300
www.perkinswill.com

No.	Description	Date
2	RFI, ASI, PCO, CO	2016-2018

RECORD DOCUMENTS

These Record Documents have been prepared based on information provided by others. The Consultant has not verified the accuracy and/or completeness of this information and shall not be responsible for any errors or omissions that may be incorporated as a result of erroneous information provided by others.

Omni ARCHITECTS — November 2019 — DATE

WAYNE W. JACOBS — No. 2368 — COMMONWEALTH OF KENTUCKY — ARCHITECT

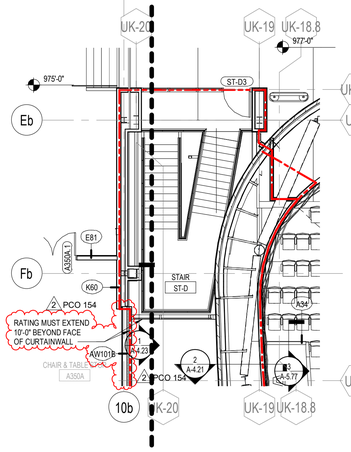

1 RD029 PCO 154 ENLARGED LEVEL 03 FLOOR PLAN - AREA B (977'-0")
1/8" = 1'-0"

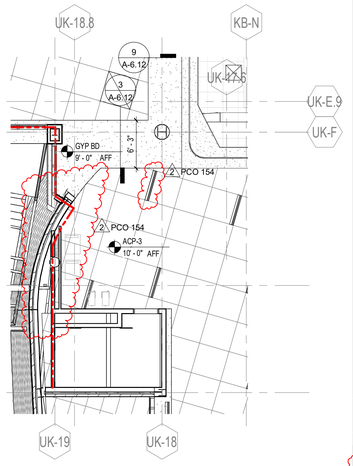

2 RD029 PCO 154 LEVEL 01 RCP - AREA B
1/8" = 1'-0"

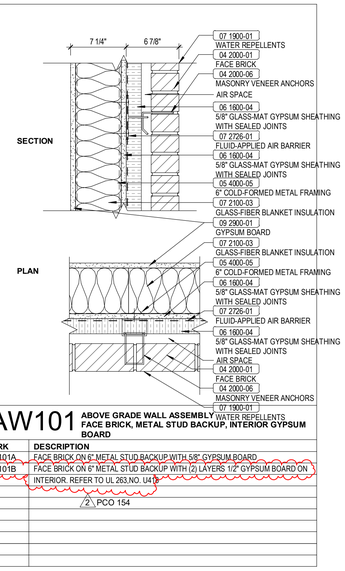

3 RD029 PCO - 154 EXTERIOR WALL ASSEMBLIES
1 1/2" = 1'-0"

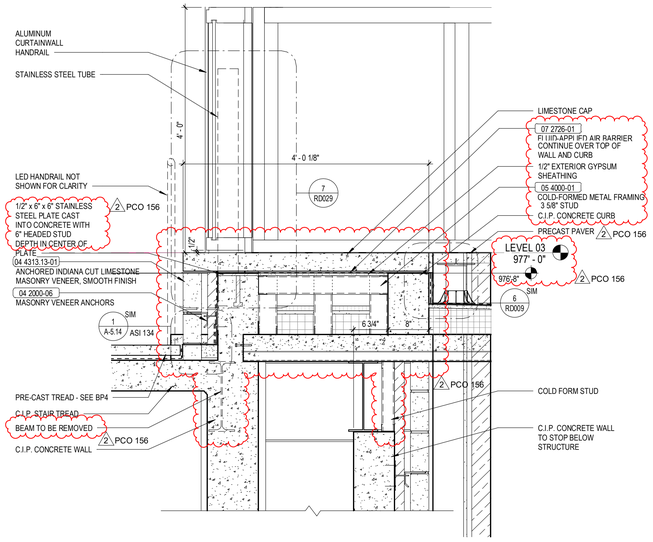

4 RD029 PCO 156 SECTION DETAIL AT UK STAIR
1" = 1'-0"

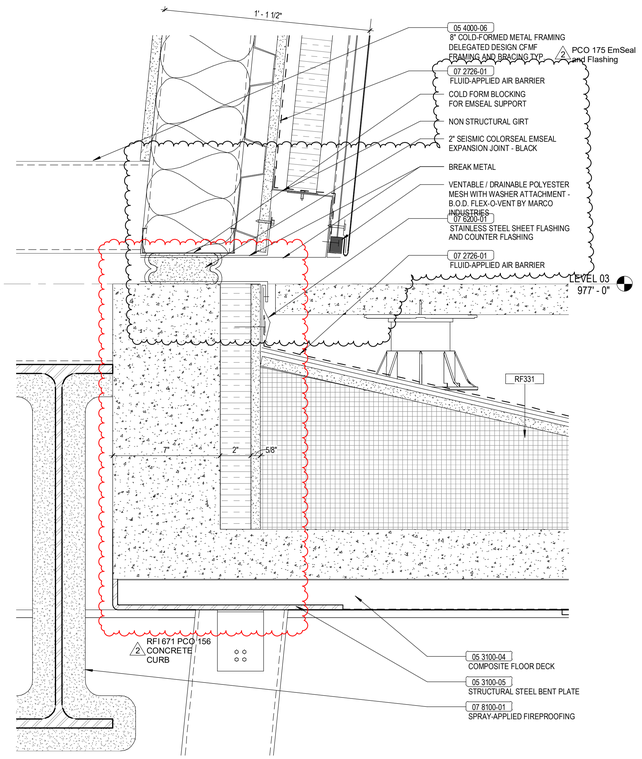

5 RD029 PCO 156 SECTION DETAIL - REF DETAIL 6/A-4.51
3" = 1'-0"

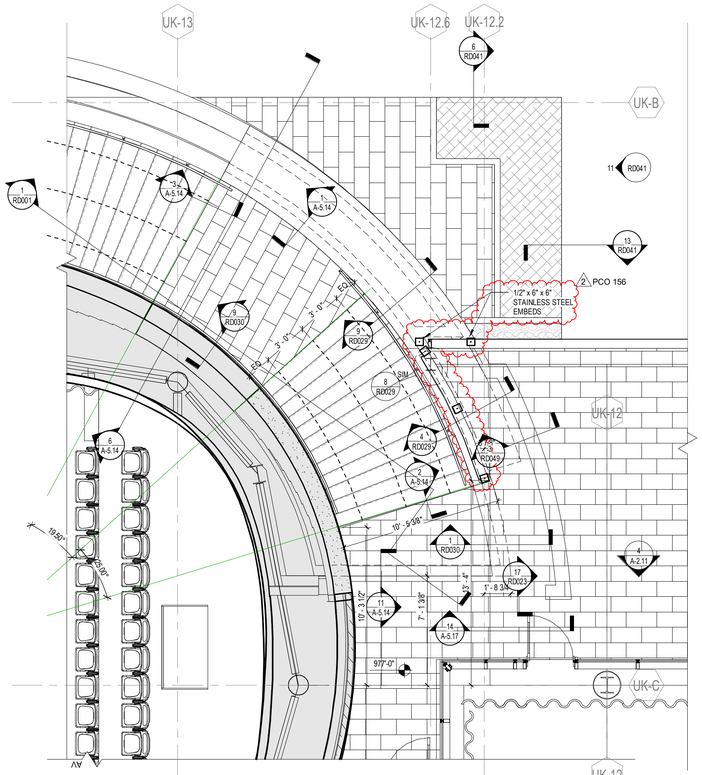

6 RD029 PCO 156 ENLARGED PLAN - UK STAIR - REF DRAWING
5/A-5.14
1/4" = 1'-0"

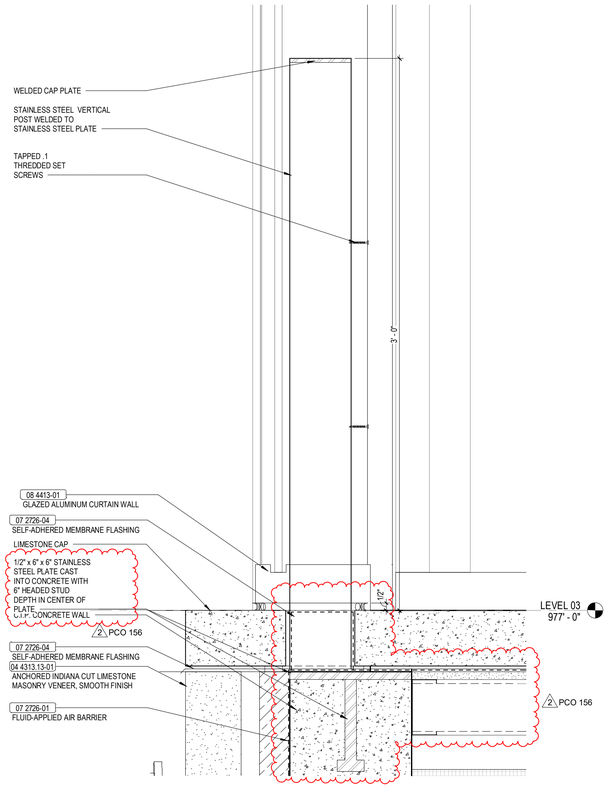

7 RD029 PCO 156 DETAIL AT CURTAINWALL VERTICAL POST
3" = 1'-0"

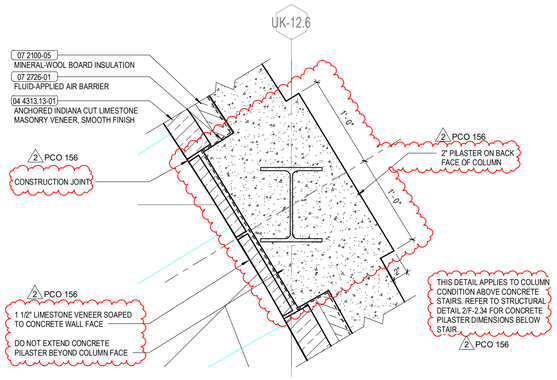

8 RD029 PSO 156 PLAN DETAIL AT UK STAIR
1 1/2" = 1'-0"

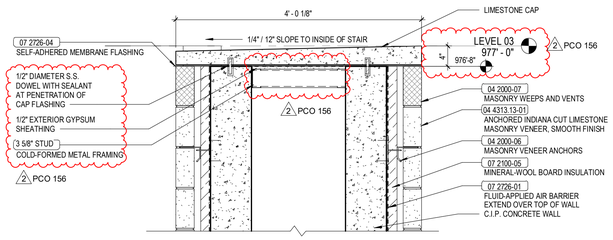

9 RD029 PCO 156 SECTION DETAIL AT UK STAIR
1" = 1'-0"

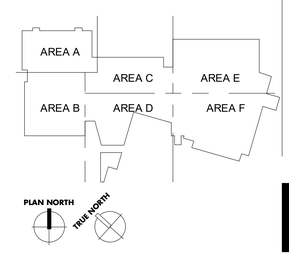

UK - STUDENT CENTER RENOVATION AND EXPANSION BP#3 Lexington, Kentucky

Job Number: 1404.00 | 11/15/19 | Drawn By: Author | Checked By: Checker | Revision: 2

No.	Description	Date
2	RFI, ASI, PCO, CO	2016-2018

RECORD DRAWINGS

RECORD DRAWING SUPPLEMENTAL DRAWINGS

RD029

PERKINS + WILL
1315 Peachtree Street
Atlanta, Georgia 30309
p.404.837.2300
www.perkinswill.com

Omni ARCHITECTS
212 North Upper Street
Lexington, Kentucky 40507
p. 859.252.6664
www.omniarchitects.com

RECORD DOCUMENTS
These Record Documents have been prepared based on information provided by others and shall not be verified the accuracy and/or completeness of this information and shall not be responsible for any errors or omissions that may be incorporated as a result of such information provided by others.
Omni ARCHITECTS November 2019 DATE

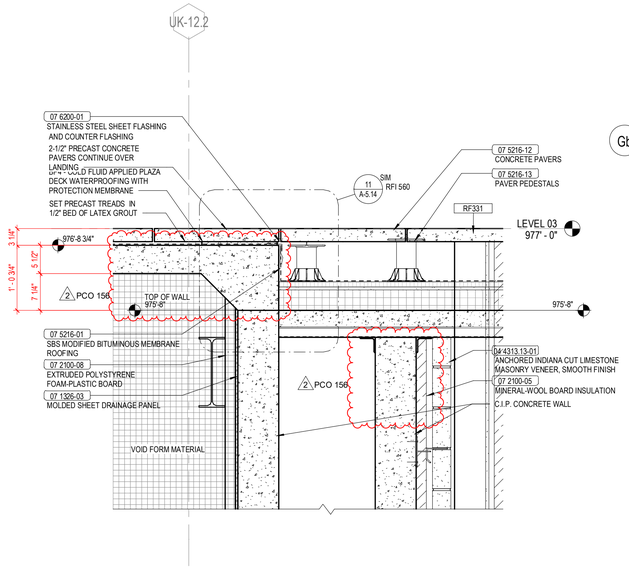

1 RD030 PCO 156 SECTION DETAIL AT UK STAIR
1" = 1'-0"

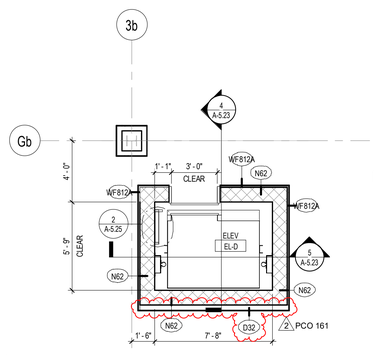

2 RD030 PCO 161 EL-D - LEVEL 01
1/4" = 1'-0"

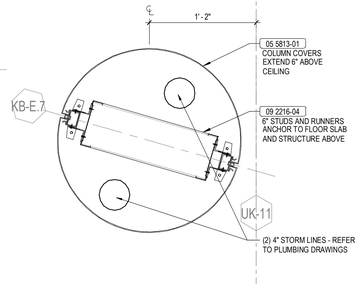

3 RD030 PCO 165 FALSE COLUMN DETAIL - LEVEL 02 AREA D
1 1/2" = 1'-0"

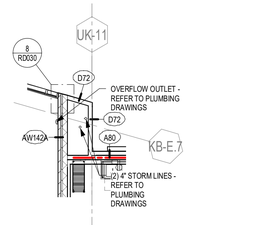

4 RD030 PCO 165 ENLARGED LEVEL 01 DIMENSION PLAN - AREA D (948'-0") REF A-1.1d-d
1/8" = 1'-0"

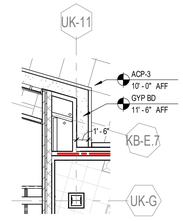

6 RD030 PCO 165 LEVEL 01 RCP - AREA D REF A-6.1D
1/8" = 1'-0"

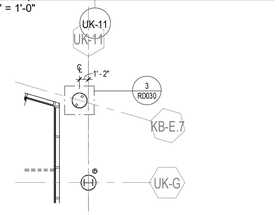

5 RD030 PCO 165 ENLARGED LEVEL 02 DIMENSION PLAN - AREA D (963'-0") REF A-1.2d-d
1/8" = 1'-0"

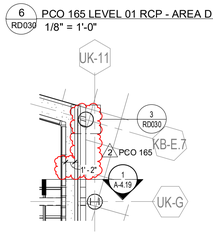

7 RD030 PCO 165 LEVEL 02 RCP - AREA D REF A-6.2d
1/8" = 1'-0"

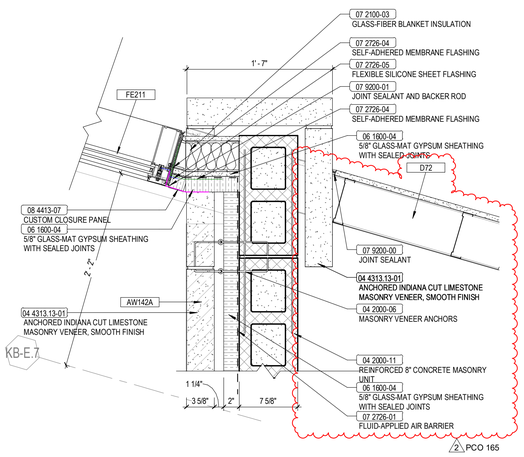

8 RD030 PCO 165 PLAN DETAIL - REF 4/A-4.80
1 1/2" = 1'-0"

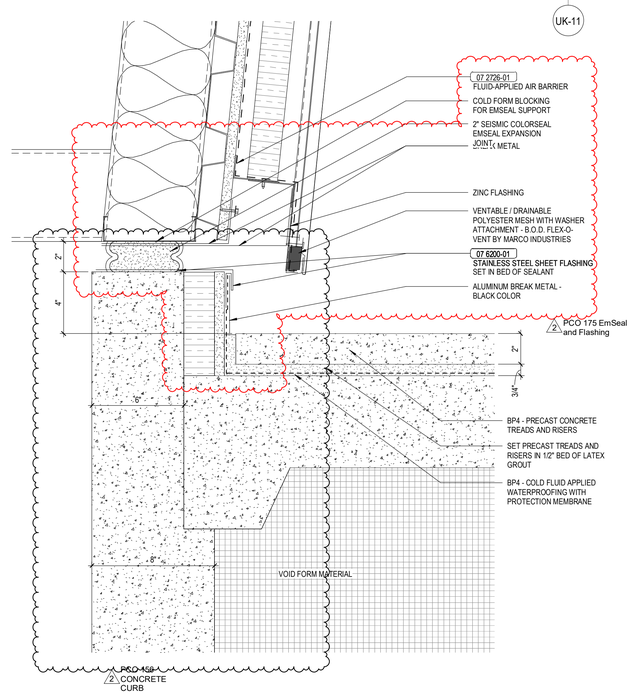

9 RD030 PCO 175 SECTION DETAIL AT CURVED UK STAIR AND BASE OF ZINC WALL
3" = 1'-0"

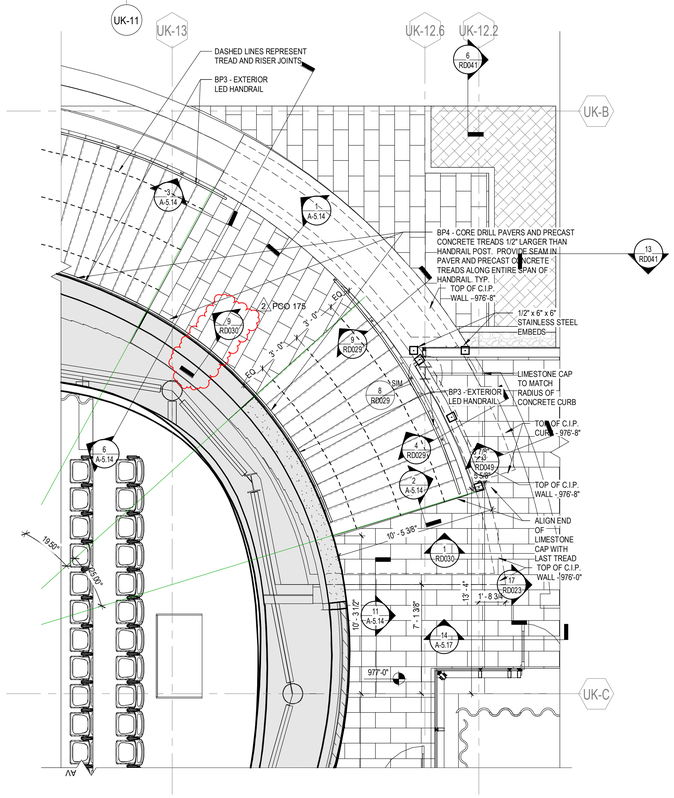

10 RD030 PCO 175 ENLARGED PLAN - UK STAIR - REF DRAWING
5/A-5.14
1/4" = 1'-0"

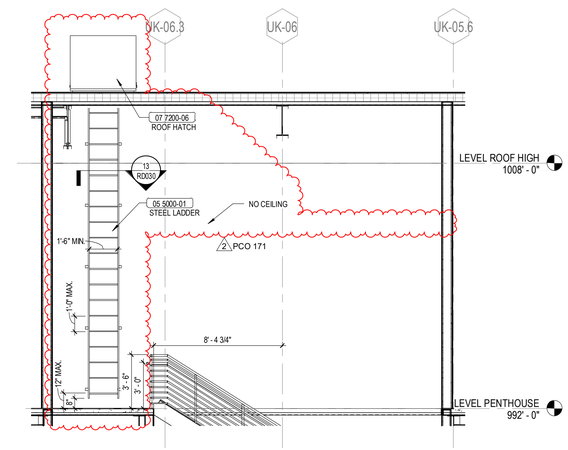

11 RD030 PCO 171 STAIR R - SECTION REF 2/A-5.12
1/4" = 1'-0"

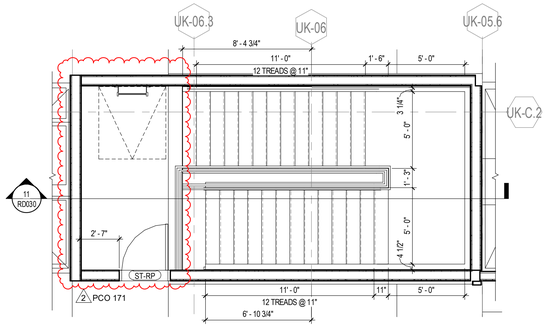

12 RD030 PCO 171 STAIR R - PENTHOUSE LEVEL PLAN REF
1/A-5.12
1/4" = 1'-0"

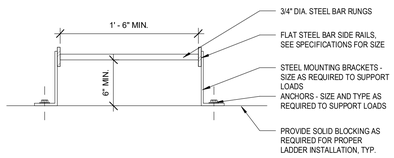

13 RD030 PCO 171 TYPICAL PLAN DETAIL @ STEEL LADDER
1 1/2" = 1'-0"

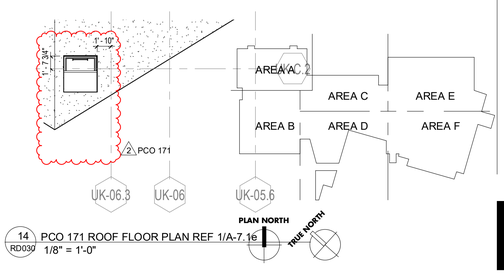

14 RD030 PCO 171 ROOF FLOOR PLAN REF 1/A-7.16
1/8" = 1'-0"

UK - STUDENT CENTER RENOVATION AND EXPANSION BP#3 Lexington, Kentucky

RECORD DRAWING SUPPLEMENTAL DRAWINGS

RECORD DRAWINGS

RD030

Job Number: 1404.00 | Drawn By: Author | 11/15/19 | Checked By: Checker | Revision: 2

No.	Description	Date
2	RFI, ASI, PCO, CO	2016-2018

RECORD DOCUMENTS
These Record Documents have been prepared based on information provided by others. The contractor shall verified the accuracy and/or completeness of this information and shall not be responsible for any errors or omissions that may be incorporated as a result of reliance on information provided by others.
Omni ARCHITECTS
November 2019
DATE

PERKINS + WILL
1315 Peachtree Street
Atlanta, Georgia 30309
p.404.837.2300
www.perkinswill.com

Omni ARCHITECTS
212 North Upper Street
Lexington, Kentucky 40507
p. 859.252.6664
www.omnirchitects.com

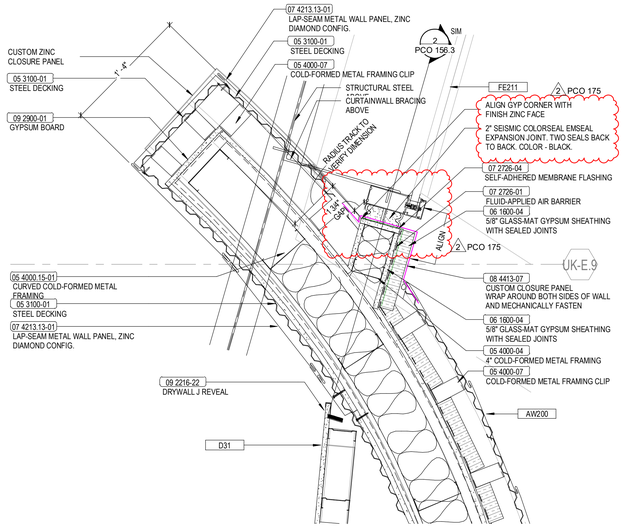

1 RD031 PCO 175 CURTAINWALL JAMB - DETAIL 2 - REF DRAWING 1/A-4.68
1 1/2" = 1'-0"

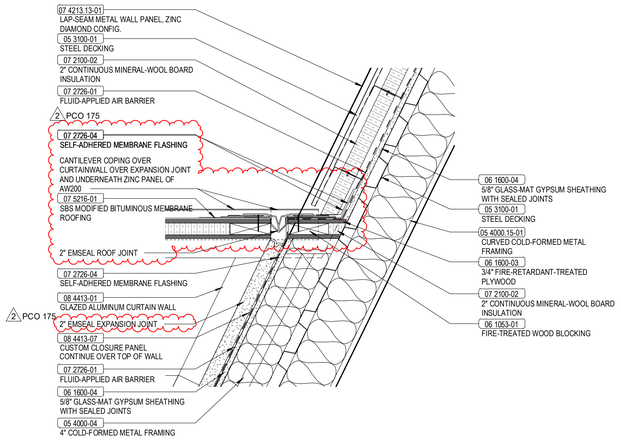

2 RD031 PCO 175 PARALLEL SECTION THROUGH TOP COPING OF CURTAINWALL / RADIUS WALL JOINT
1 1/2" = 1'-0"

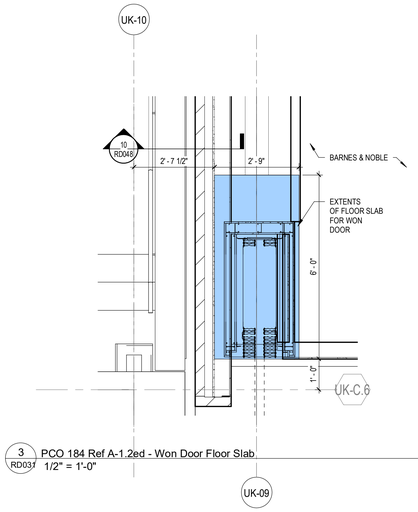

3 RD031 PCO 184 Ref A-1.2ed - Won Door Floor Slab
1/2" = 1'-0"

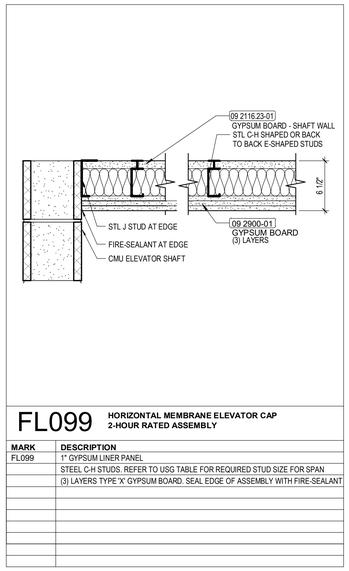

FL099 **HORIZONTAL MEMBRANE ELEVATOR CAP 2-HOUR RATED ASSEMBLY**

MARK	DESCRIPTION
FL099	1" GYPSUM LINER PANEL
	STEEL C-H STUDS. REFER TO USG TABLE FOR REQUIRED STUD SIZE FOR SPAN
	(3) LAYERS TYPE 'X' GYPSUM BOARD. SEAL EDGE OF ASSEMBLY WITH FIRE-SEALANT

4 RD031 PCO 197 Exterior wall assemblies
1 1/2" = 1'-0"

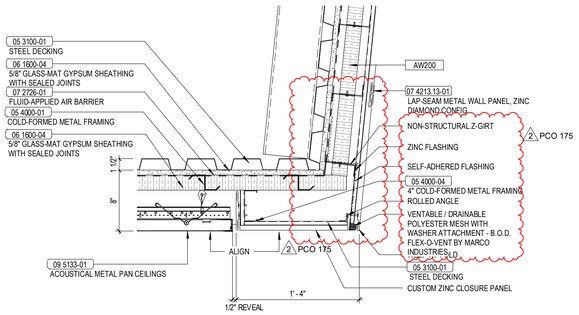

5 RD031 PCO 175 SECTION DETAIL - REF DRAWING 8/A-4.51
1 1/2" = 1'-0"

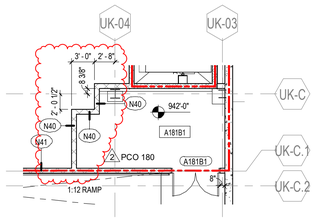

6 RD031 PCO 180 ENLARGED LEVEL 01 DIMENSION PLAN - AREA E (948'-0") REFER 1/A-1.1e-d
1/8" = 1'-0"

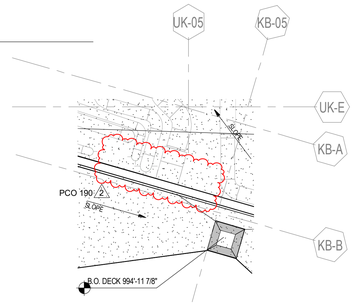

7 RD031 PCO 190 ROOF FLOOR PLAN - REF 1/A-7.1f
1/8" = 1'-0"

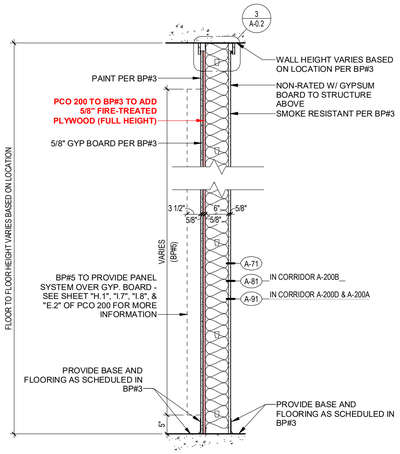

8 RD031 PCO 200 WALL SECTION
3/4" = 1'-0"

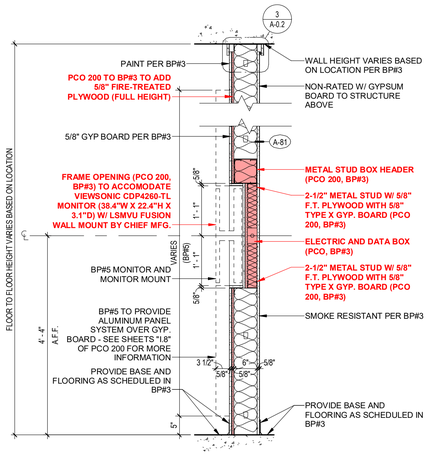

9 RD031 PCO 200 WALL SECTION
3/4" = 1'-0"

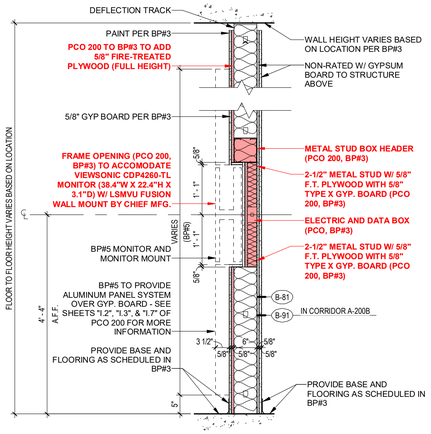

10 RD031 PCO 200 WALL SECTION
3/4" = 1'-0"

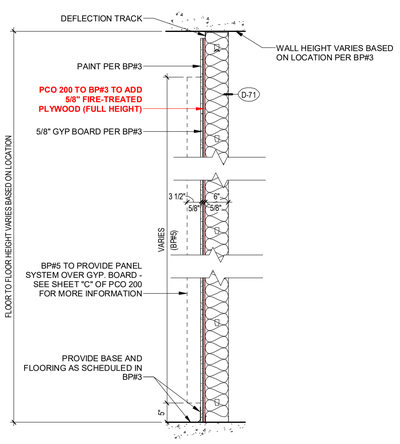

11 RD031 PCO 200 WALL SECTION
3/4" = 1'-0"

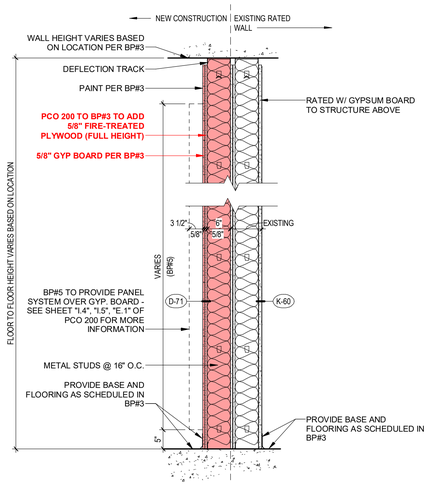

12 RD031 PCO 200 WALL SECTION
3/4" = 1'-0"

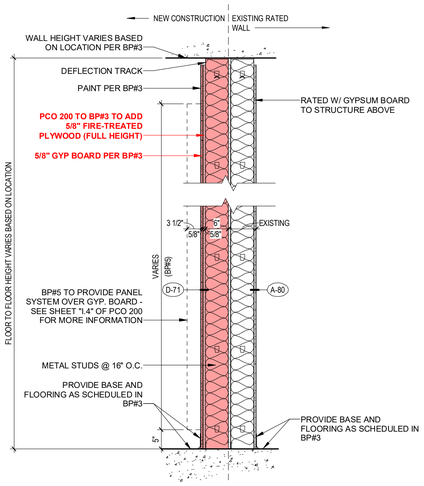

13 RD031 PCO 200 WALL SECTION
3/4" = 1'-0"

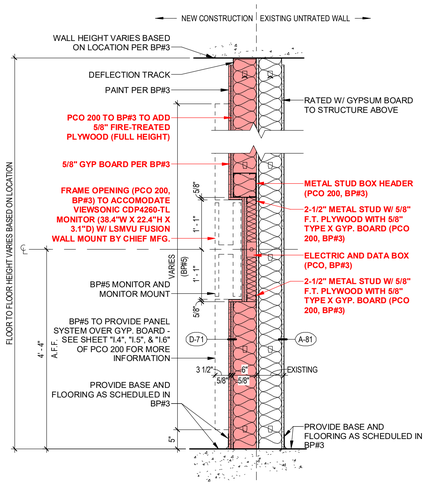

14 RD031 PCO 200 WALL SECTION
3/4" = 1'-0"

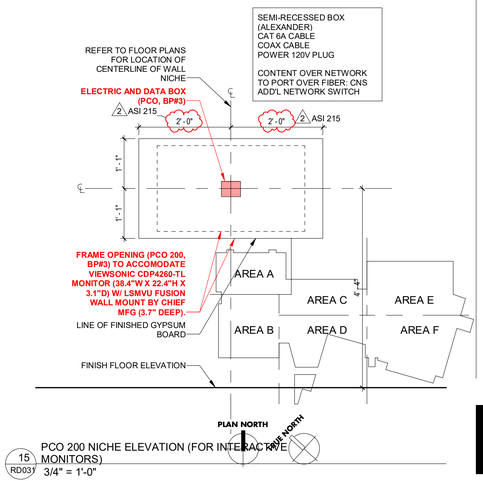

15 RD031 PCO 200 NICHE ELEVATION (FOR INTERACTIVE MONITORS)
3/4" = 1'-0"

UK - STUDENT CENTER RENOVATION AND EXPANSION BP#3 Lexington, Kentucky

Job Number: 1404.00 | Drawn By: Author | 11/18/19 | Checked By: Checker | Revision: 2

No.	Description	Date
2	RFI, ASI, PCO, CO	2016-2018

RECORD DOCUMENTS
These Record Documents have been prepared based on information provided by others. Contractor shall verified the accuracy and/or completeness of this information and shall not be responsible for any errors or omissions that may be incorporated as a result of erroneous or incomplete information.
Omni ARCHITECTS
November 2019
DATE

PERKINS + WILL
1315 Peachtree Street
Atlanta, Georgia 30309
p. 404.837.2300
www.perkinswill.com

Omni ARCHITECTS
212 North Upper Street
Lexington, Kentucky 40507
p. 859.252.6664
www.omnisrchitects.com

RECORD DRAWING SUPPLEMENTAL DRAWINGS

RECORD DRAWINGS

RD031

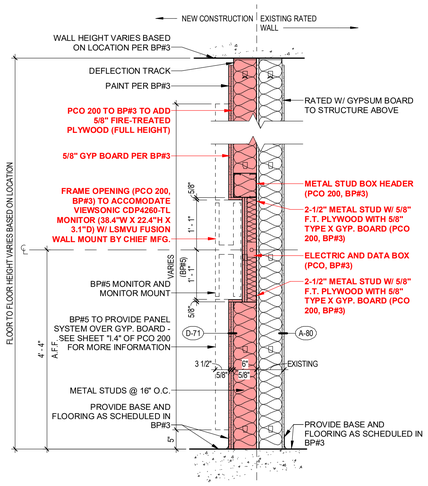

1 RD032 PCO 200 WALL SECTION
3/4" = 1'-0"

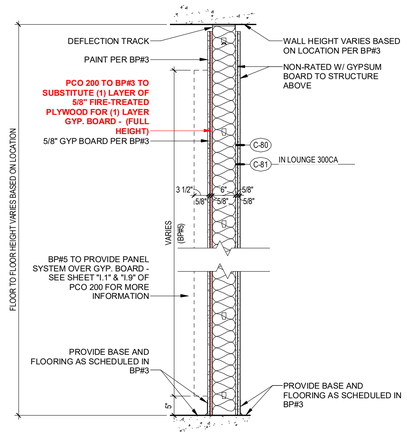

2 RD032 PCO 200 WALL SECTION
3/4" = 1'-0"

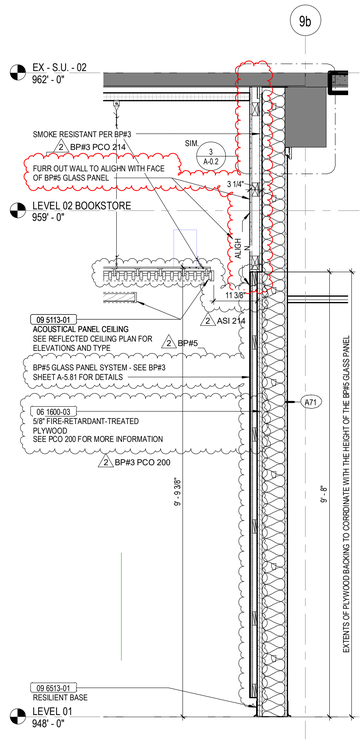

3 RD032 PCO 214 INTERIOR WALL SECTION
3/4" = 1'-0"

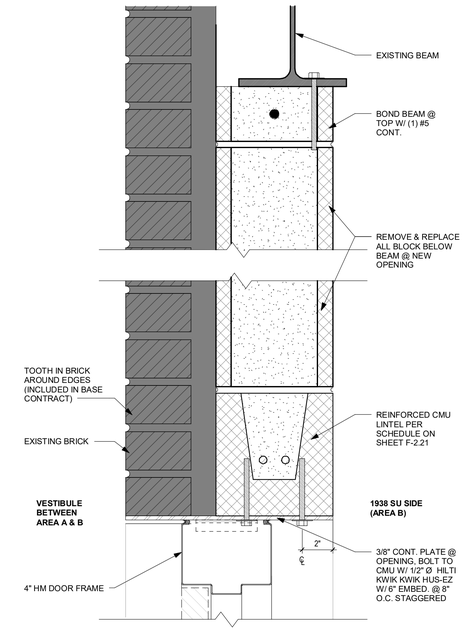

4 RD032 PCO 216 DETAIL AT NEW OPENING
3" = 1'-0"

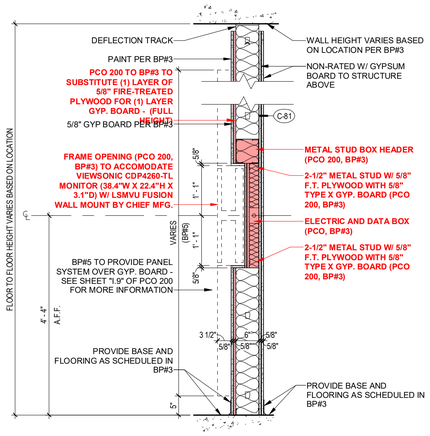

5 RD032 PCO 200 WALL SECTION
3/4" = 1'-0"

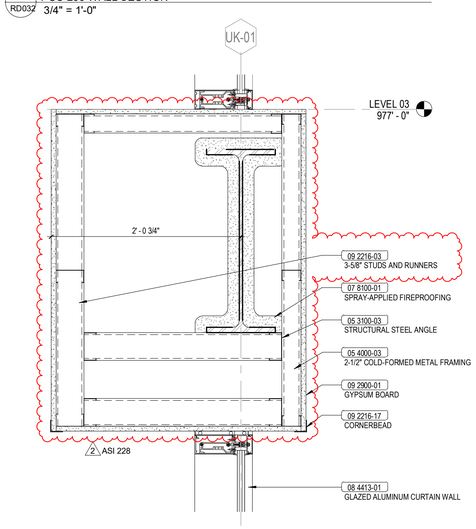

6 RD032 PCO 203 BEAM WRAP AT CURTAIN WALL - REF. 4/A-6.17
1 1/2" = 1'-0"

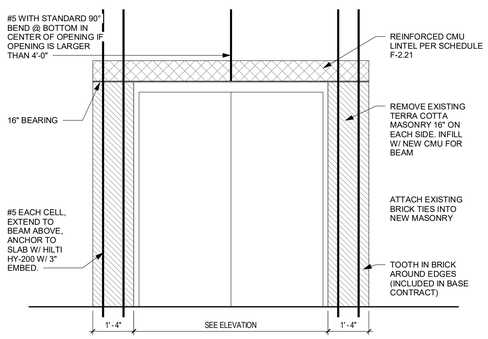

7 RD032 PCO 216 BRICK ELEVATION
1/2" = 1'-0"

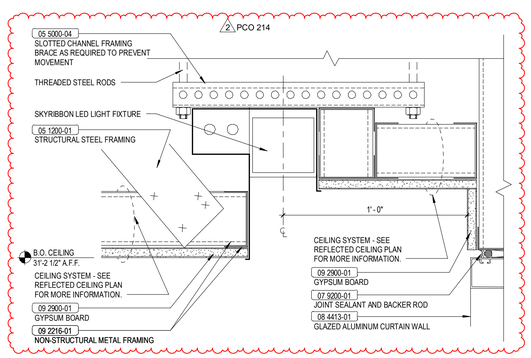

8 RD032 PCO 214 CEILING DETAIL
3" = 1'-0"

SOUTH ENTRY

D_VISITOR CENTER EXTERIOR STAIR_GLASS DETAILS

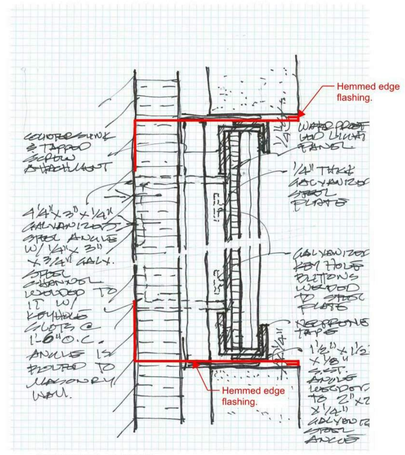

HORIZONTAL SECTION
SCALE: FULL SIZE

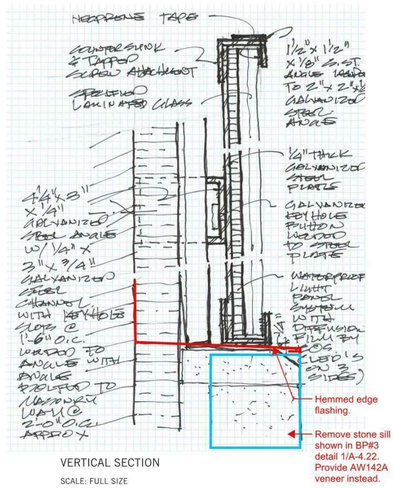

VERTICAL SECTION
SCALE: FULL SIZE

PERKINS+WILL / UNIVERSITY OF KENTUCKY STUDENT CENTER

DESIGN INTENT PACKAGE - FOR BID / DECEMBER 22, 2016 40

PCO 214_EXTERIOR ILLUMINATED GLASS SIGNAGE DETAILS
12" = 1'-0"

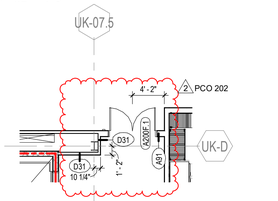

9 RD032 PCO 202 ENLARGED LEVEL 02 DIMENSION PLAN - AREA E (963'-0") REF. A-1.2e-d
1/8" = 1'-0"

REFER TO A-8.1 DOOR SCHEDULE - EXISTING STUDENT CENTER AND EXISTING ALUMNI GYM

	DOOR INFO			DOOR SIZE		DOOR		FRAME					
LEVEL	TAG	ROOM NAME	FIRE RATING	WIDTH	HEIGHT	TYPE	MATERIAL	TYPE	MATERIAL	JAMB	HEAD	HDWR	REMARKS
EX - S.U. - 01	A162D	ADMIN ASST		6' - 0"	7' - 0"	F2	HMTL	HM1	HMTL	5/A-8.28	4/A-8.28	CL02D	NEW DOOR / FRAME IN EXISTING WALL. FIELD VERIFY ALL DIMENSIONS. ACCESS CONTROL WITH DOOR POSITION SWITCH AND REX.
EX - S.U. - 01	A162E.1	PRODUCTION		3' - 0"	7' - 0"	F	HMTL	HM1	HMTL	5/A-8.28	4/A-8.28	CL01D	NEW DOOR / FRAME IN EXISTING WALL. FIELD VERIFY ALL DIMENSIONS.
EX - S.U. - 01	A162F	UNIVERSITY SOUND & LIGHT STORAGE		4' - 0"	8' - 0"	F	HMTL	HM1	HMTL	5/A-8.28	4/A-8.28	CL01C	NEW DOOR / FRAME IN EXISTING WALL. FIELD VERIFY ALL DIMENSIONS.
EX - S.U. - 01	A162G	S.C. COMMUNICATION STORAGE		4' - 0"	8' - 0"	F	HMTL	HM1	HMTL	5/A-8.28	4/A-8.28	CL01C	NEW DOOR / FRAME IN EXISTING WALL. FIELD VERIFY ALL DIMENSIONS.
EX - S.U. - 01	A162H	BOH STORAGE		6' - 0"	8' - 0"	F2	HMTL	HM1	HMTL	5/A-8.28	4/A-8.28	CL02B	NEW DOOR / FRAME IN EXISTING WALL. FIELD VERIFY ALL DIMENSIONS.
EX - S.U. - 01	ST-H1.2	STAIR H	90 MINUTE	6' - 0"	7' - 0"	F2	HMTL	HM1	HMTL	5/A-8.28	4/A-8.28	E03	NEW DOOR / FRAME IN EXISTING WALL. FIELD VERIFY ALL DIMENSIONS.

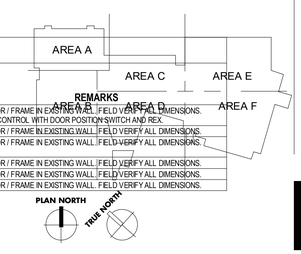

UK - STUDENT CENTER RENOVATION AND EXPANSION BP#3

Lexington, Kentucky

RECORD DRAWING SUPPLEMENTAL DRAWINGS

RECORD DRAWINGS

RD032

Job Number: 1404.00 | 11/18/19 | Drawn By: Author | Checked By: Checker | Revision: 2

No.	Description	Date
2	RFI, ASI, PCO, CO	2016-2018

RECORD DOCUMENTS
These Record Documents have been prepared based on information provided by others. The contractor shall verified the accuracy and/or completeness of this information and shall not be responsible for any errors or omissions that may be incorporated as a result of reliance on provided information.
November 2019 — DATE

Omni ARCHITECTS
212 North Upper Street
Lexington, Kentucky 40507
p. 859.252.6664
www.omniarchitects.com

PERKINS + WILL
1315 Peachtree Street
Atlanta, Georgia 30309
p.404.837.2300
www.perkinswill.com

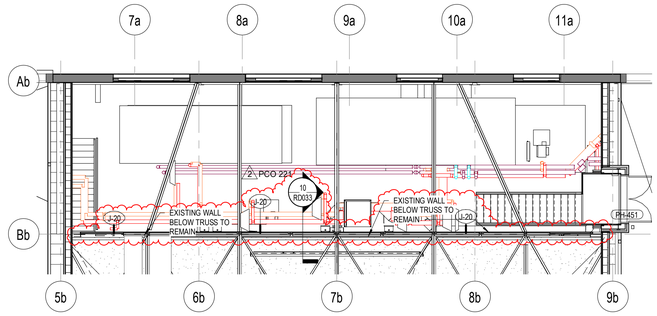

1 RD033 PCO 221 ENLARGED LEVEL PENTHOUSE DIMENSION PLAN - AREA B (992'-0") - PCO 221
1/8" = 1'-0"

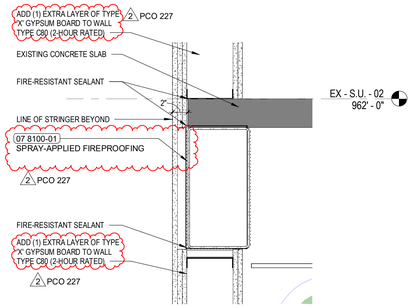

2 RD033 PCO 227 STAIR H - SECTION 2
1 1/2" = 1'-0"

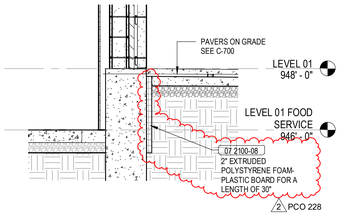

3 RD033 PCO 228 WALL SECTION REF 1/A-4.19
1/2" = 1'-0"

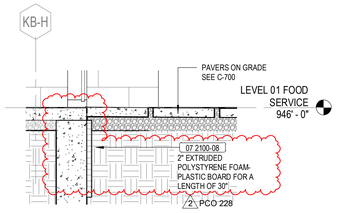

4 RD033 PCO 228 WALL SECTION REF 2/A-4.17
1/2" = 1'-0"

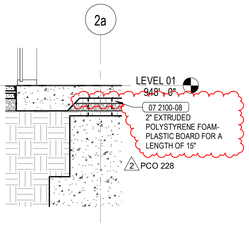

5 RD033 PCO 228 WALL SECTION REF 2/A-4.23
1/2" = 1'-0"

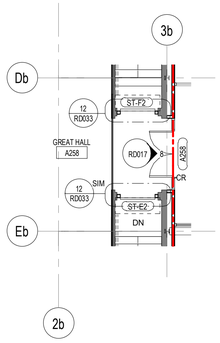

6 RD033 PCO 225 ENLARGED LEVEL 02 FLOOR PLAN - AREA B (963'-0") - REF SHEET A-1.2-b
1/8" = 1'-0"

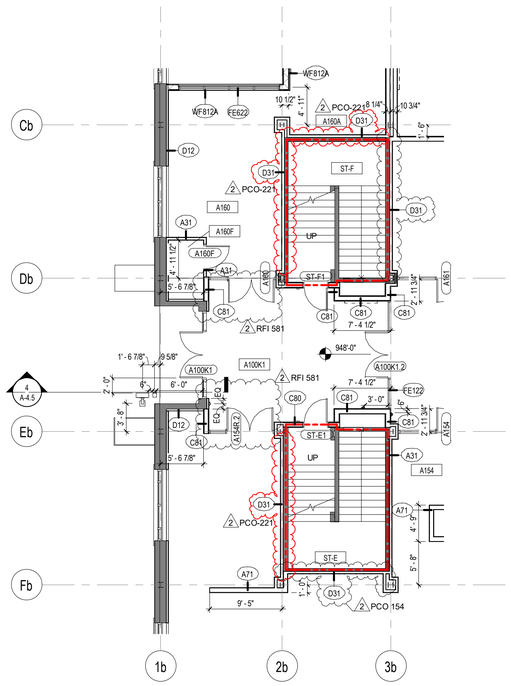

7 RD033 PCO 221 ENLARGED LEVEL 01 DIMENSION PLAN - AREA B (948'-0")
1/8" = 1'-0"

UPDATED: 2-9-17

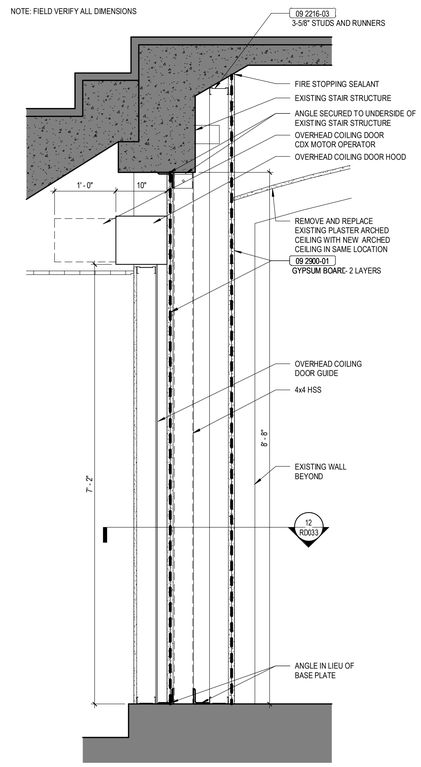

8 RD033 PCO 225 SECTION AT OVERHEAD COILING DOORS ST-E2 AND ST-F2
1" = 1'-0"

UPDATED: 2-9-17

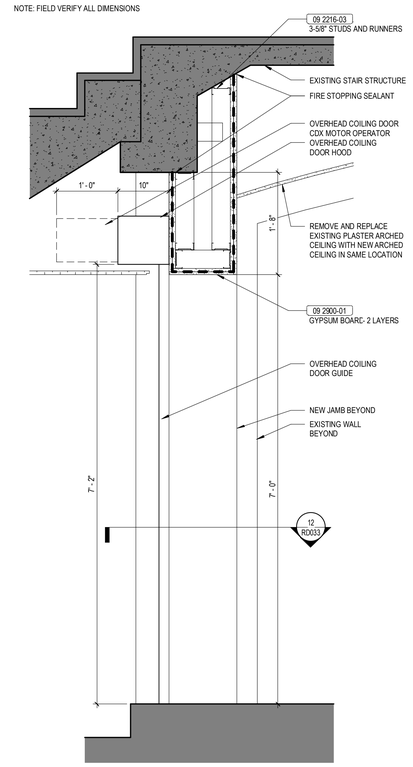

9 RD033 PCO 225 SECTION AT OVERHEAD COILING DOORS ST-E2 AND ST-F2 2
1" = 1'-0"

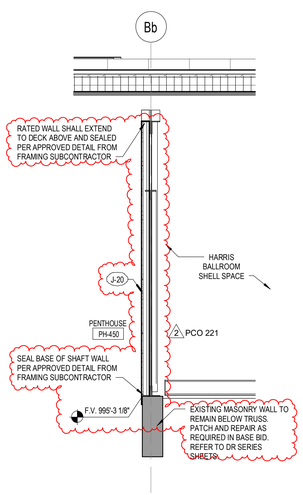

10 RD033 PCO 221 AREA B - LEVEL 03 MEZZANINE WALL SECTION
1/2" = 1'-0"

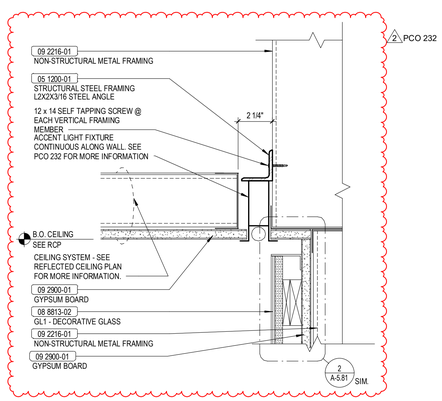

11 RD033 PCO 232 CEILING DETAIL
3" = 1'-0"

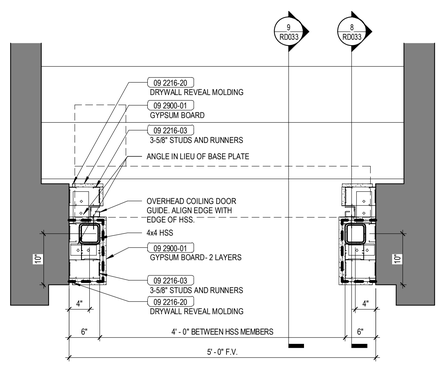

12 RD033 PCO 225 JAMB DETAIL AT OVERHEAD COILING DOORS ST-F2 AND ST-E2
1" = 1'-0"

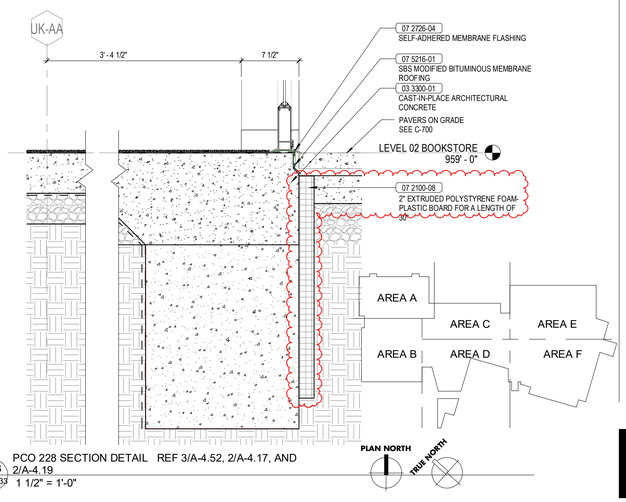

13 RD033 PCO 228 SECTION DETAIL REF 3/A-4.52, 2/A-4.17, AND 2/A-4.19
1 1/2" = 1'-0"

UK - STUDENT CENTER RENOVATION AND EXPANSION BP#3 Lexington, Kentucky

RECORD DRAWING SUPPLEMENTAL DRAWINGS

RECORD DRAWINGS

RD033

Revision: 10

Checked By: Checker

Drawn By: Author

11/18/19

Job Number: 1404.00

No.	Description	Date
2	RFI, ASI, PCO, CO	2016-2018
10	Structural ASI	Date 9

RECORD DOCUMENTS
These Record Documents have been prepared based on information provided by others and shall not be verified the accuracy and/or completeness of this information and shall not be responsible for any errors or omissions that may be incorporated as a result of inaccurate information provided by others.

Omni ARCHITECTS
November 2019
DATE

PERKINS + WILL
1315 Peachtree Street
Atlanta, Georgia 30309
p.404.837.2300
www.perkinswill.com

Omni ARCHITECTS
212 North Upper Street
Lexington, Kentucky 40507
p. 859.252.6664
www.omniarchitects.com

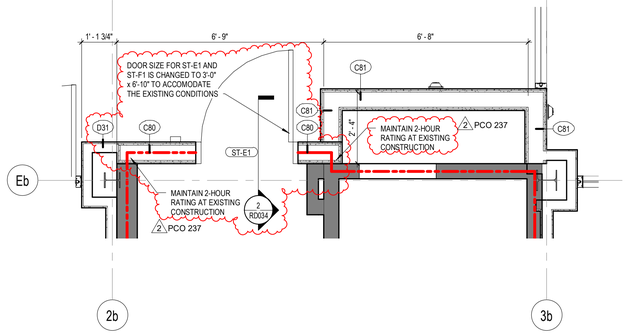

1 RD034 PCO 237 ENLARGED LEVEL 01 PLAN DETAIL - AREA B (948'-0") - STAIR E AND F
1/2" = 1'-0"

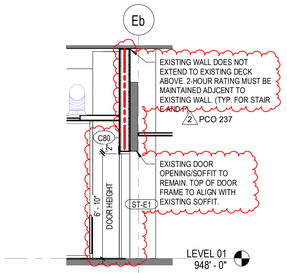

2 RD034 PCO 237 STAIR E AND F WALL SECTION
1/4" = 1'-0"

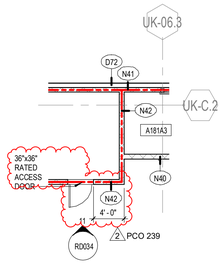

3 RD034 PCO 239 ENLARGED LEVEL 01 DIMENSION PLAN - AREA E (956'-0") - REF TO 1/A-1.1e-d
1/8" = 1'-0"

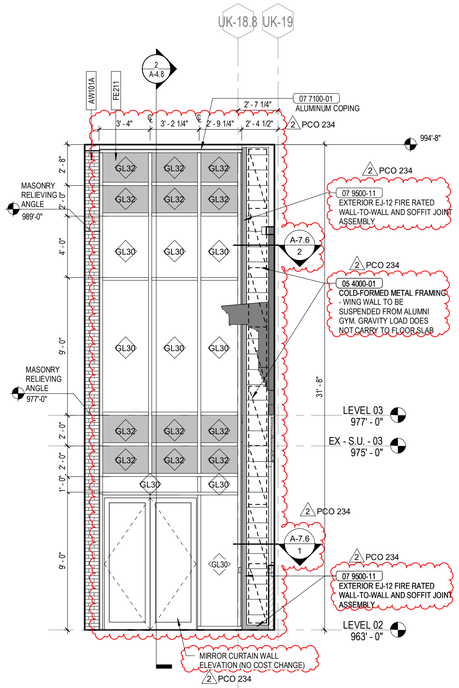

4 RD034 PCO 234 PARTIAL NORTH ELEVATIO - REF DETAIL
1/4" = 1'-0"

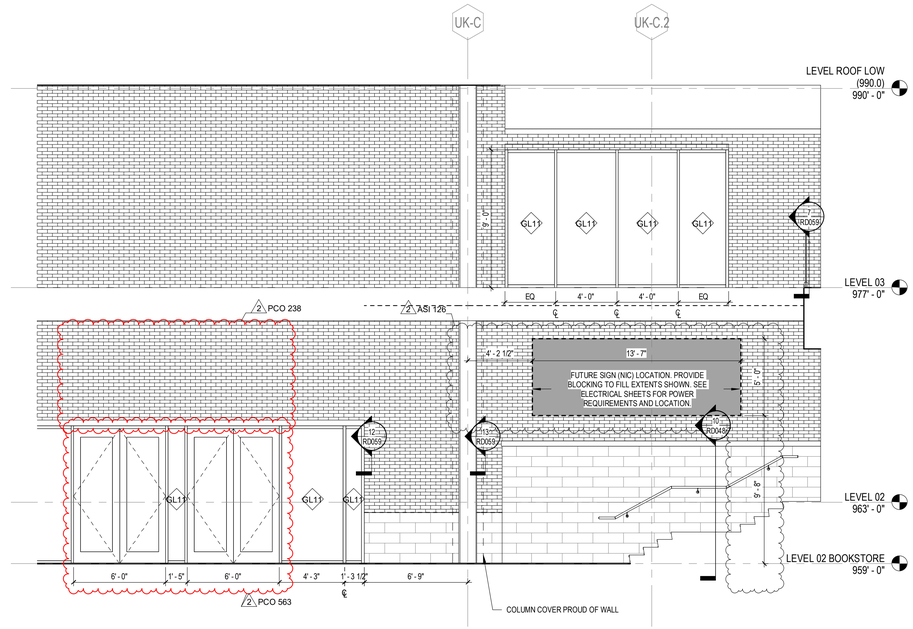

5 RD034 PCO 238 CIRCULATION A200A - E ELEV
1/4" = 1'-0"

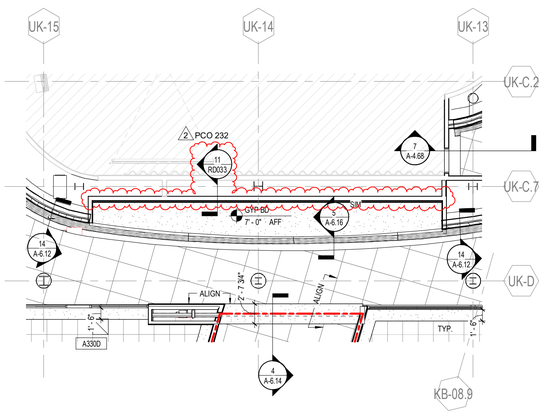

6 RD034 PCO 232_LEVEL 03 RCP - AREA C
1/8" = 1'-0"

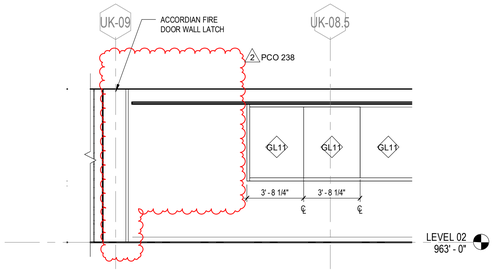

7 RD034 PCO 238 CIRC A200B - N ELEV
1/4" = 1'-0"

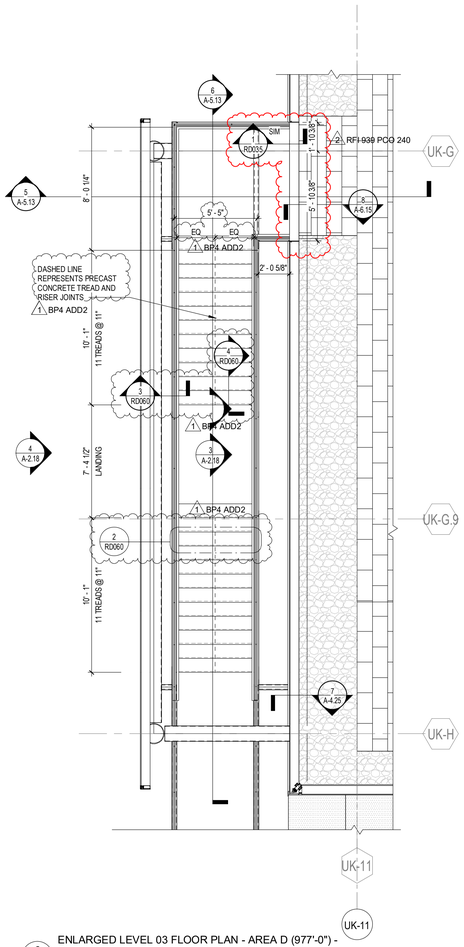

8 RD034 ENLARGED LEVEL 03 FLOOR PLAN - AREA D (977'-0") - OPEN STAIR - REF DRAWING 3/A-5.13
1/4" = 1'-0"

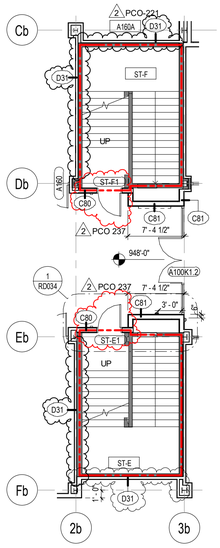

9 RD034 PCO 237 ENLARGED LEVEL 01 DIMENSION PLAN - AREA B (948'-0")
1/8" = 1'-0"

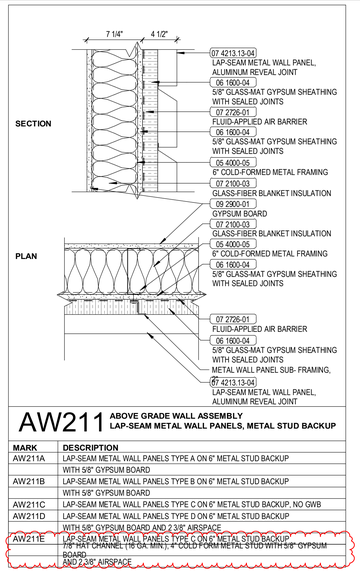

AW211 ABOVE GRADE WALL ASSEMBLY
LAP-SEAM METAL WALL PANELS, METAL STUD BACKUP

MARK	DESCRIPTION
AW211A	LAP-SEAM METAL WALL PANELS TYPE A ON 6" METAL STUD BACKUP
	WITH 5/8" GYPSUM BOARD
AW211B	LAP-SEAM METAL WALL PANELS TYPE B ON 6" METAL STUD BACKUP
	WITH 5/8" GYPSUM BOARD
AW211C	LAP-SEAM METAL WALL PANELS TYPE C ON 6" METAL STUD BACKUP, NO GWB
AW211D	LAP-SEAM METAL WALL PANELS TYPE D ON 6" METAL STUD BACKUP
	WITH 5/8" GYPSUM BOARD AND 2 3/8" AIRSPACE
AW211E	LAP-SEAM METAL WALL PANELS TYPE C ON 6" METAL STUD BACKUP, 7/8" HAT CHANNEL (16 GA MIN.), 4" COLD FORM METAL STUD WITH 5/8" GYPSUM BOARD AND 2 3/8" AIRSPACE

PCO 234

10 RD034 PCO 234 Exterior wall assemblies - AW211E
1 1/2" = 1'-0"

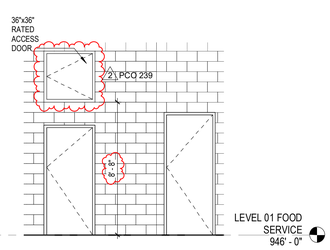

11 RD034 PCO 238 LOADING DOCK A181A - N ELEV
1/4" = 1'-0"

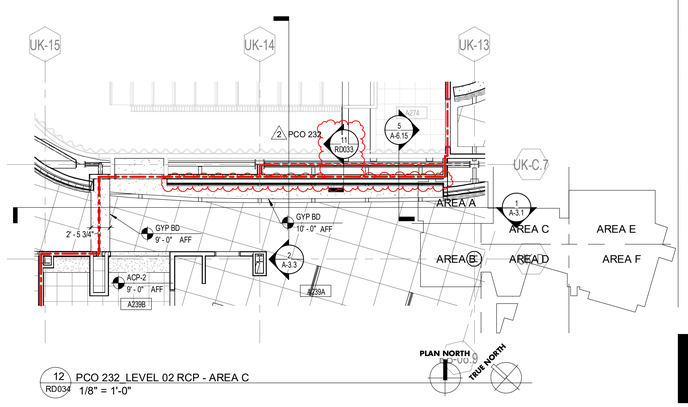

12 RD034 PCO 232_LEVEL 02 RCP - AREA C
1/8" = 1'-0"

UK - STUDENT CENTER RENOVATION AND EXPANSION BP#3 Lexington, Kentucky

Job Number: 1404.00 | 11/18/19 | Drawn By: Author | Checked By: Checker | Revision: 2

No.	Description	Date
1	Addenda	Dec 2015
2	(RFI: ASI, PCO, CO	2019-04-18

RECORD DOCUMENTS
These Record Documents have been prepared based on information provided by others. The Contractor shall verified the accuracy and/or completeness of this information and shall not be responsible for any errors or omissions that may be incorporated as a result of such information provided by others.
November 2019 — DATE

PERKINS + WILL
1315 Peachtree Street
Atlanta, Georgia 30309
p.404.837.2300
www.perkinswill.com

Omni ARCHITECTS
212 North Upper Street
Lexington, Kentucky 40507
p. 859.252.6664
www.omniarchitects.com

RECORD DRAWING SUPPLEMENTAL DRAWINGS

RECORD DRAWINGS

RD034

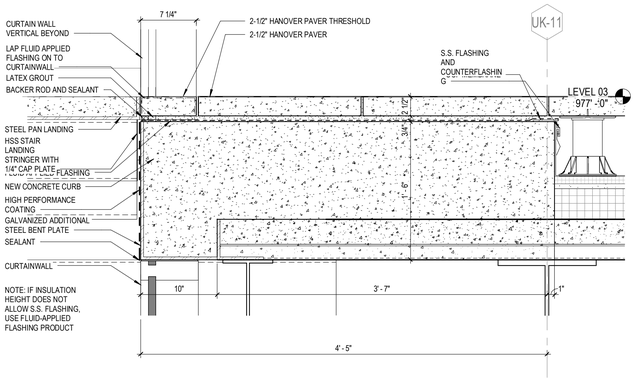

1 RD035 PCO 240.2 THRESHOLD DETAIL AT OPEN STAIR
1 1/2" = 1'-0"

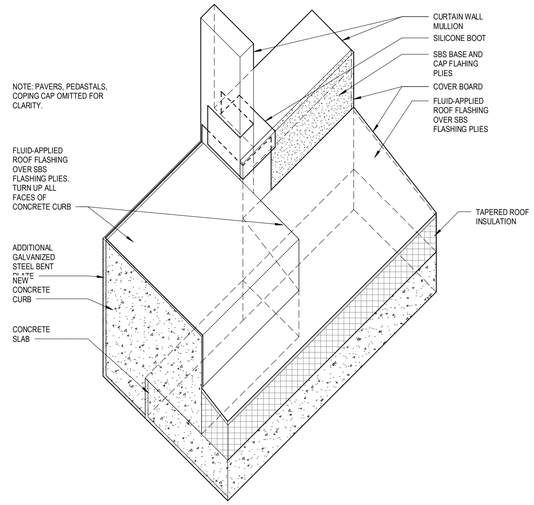

2 RD035 PCO 240.2 OPEN STAIR THRESHOLD TRANSITION DIAGRAM
1 1/2" = 1'-0"

LEVEL 03	A340A.3	CINEMA VESTIBULE	45 MINUTE	6' - 0"	8' - 10"	F2	WD	HM1	HM	CE03C	
LEVEL 03	A340A.4	CINEMA VESTIBULE	45 MINUTE	6' - 0"	8' - 10"	F2	WD	HM1	HM	E02C	
LEVEL 03	A340B1	PROJECTION		3' - 0"	8' - 10"	F	WD	HM1	HM	CL03D	
LEVEL 03	A340B2	PROJECTION		3' - 0"	8' - 10"	F	WD	HM1	HM	CL03	
LEVEL 03	A340B3	PROJECTION		3' - 0"	8' - 10"	F	WD	HM1	HM	CL03D	2 PCO 247
LEVEL 03	A350.1	HARRIS BALLROOM		7' - 0"	7' - 10"	F2	WD	HM1	HM	E02E	
LEVEL 03	A350.2	HARRIS BALLROOM		7' - 0"	7' - 10"	F2	WD	HM1	HM	CE03B	
LEVEL 03	A350.3	HARRIS BALLROOM		7' - 0"	7' - 10"	F2	WD	HM1	HM	E02E	
LEVEL 03	A350C	MTG		3' - 0"	8' - 9 3/4"	FG	ALUM/GL	SF	ALUM	CL03E	

3 RD035 PCO 247.1 DOOR SCHEDULE - REF. SHEET A-8.3
12" = 1'-0"

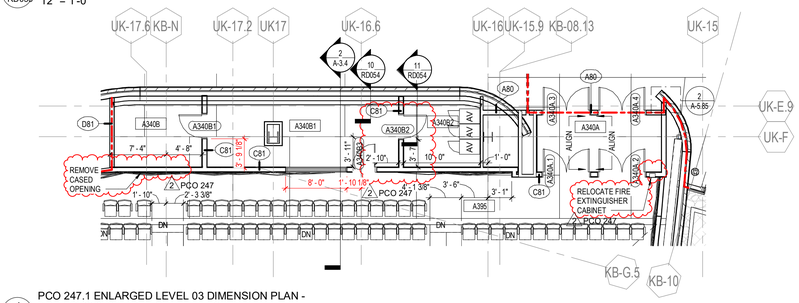

4 RD035 PCO 247.1 ENLARGED LEVEL 03 DIMENSION PLAN - AREA D (963'-0") - REF SHEET A-1.3d-d
1/8" = 1'-0"

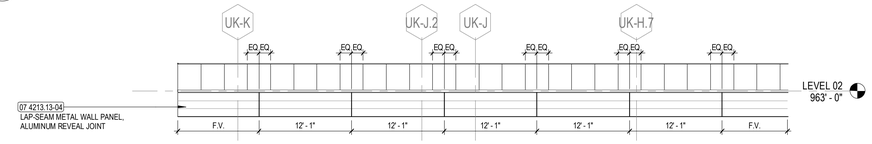

5 RD035 PCO 256 PED BRIDGE - EAST ELEVATION (OPTION 1)
1/8" = 1'-0"

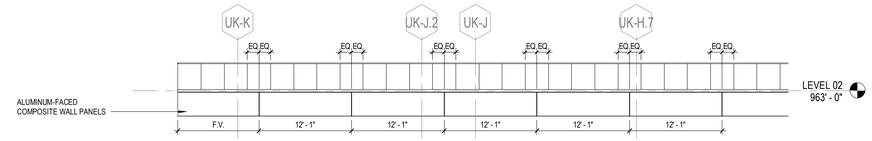

6 RD035 PCO 256 PED BRIDGE - EAST ELEVATION (OPTION 1)
1/8" = 1'-0"

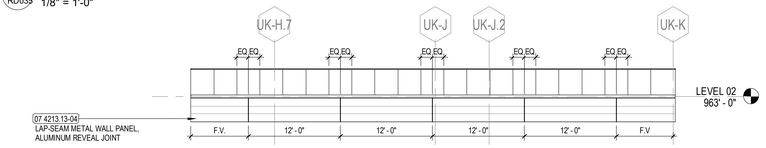

7 RD035 PCO 256 PED BRIDGE - WEST ELEVATION (OPTION 1)
1/8" = 1'-0"

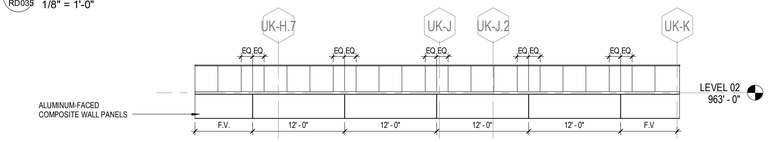

8 RD035 PCO 256 PED BRIDGE - WEST ELEVATION (OPTION 1)
1/8" = 1'-0"

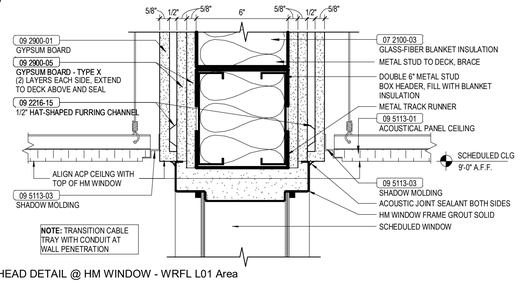

9 RD035 PCO 247.2 HEAD DETAIL @ HM WINDOW - WRFL L01 Area B
3" = 1'-0"

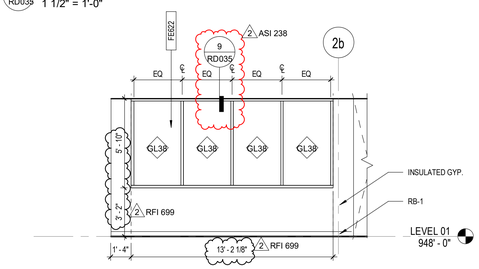

10 RD035 PCO 247.2 WRFL A160 - N ELEV - REFERENCE DETAIL
5/A-5.52
1/4" = 1'-0"

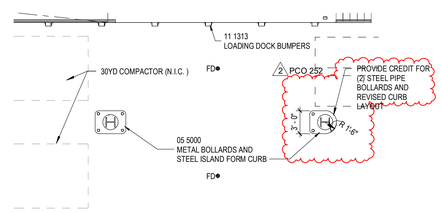

11 RD035 PCO 252.1 ENLARGED LEVEL 01 FLOOR PLAN - AREA E (948'-0")
1/8" = 1'-0"

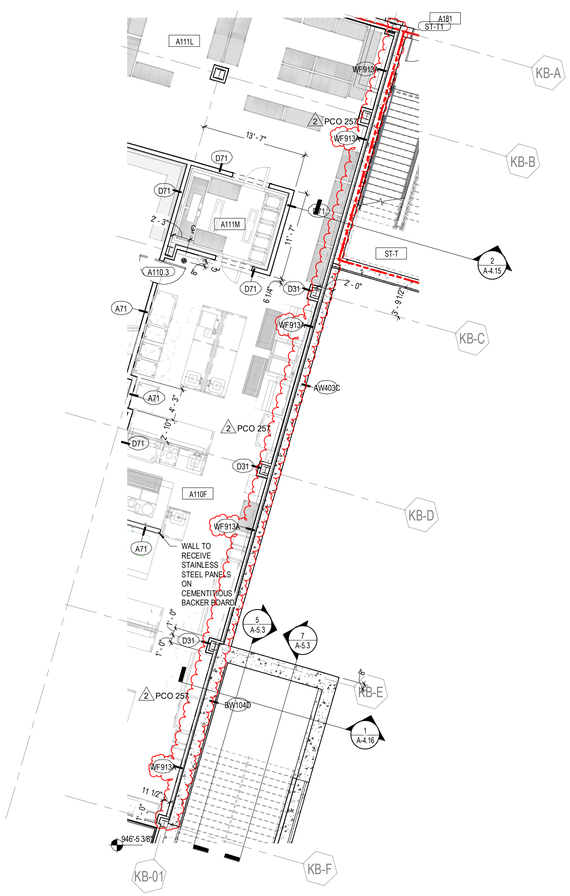

12 RD035 PCO 257.6 ENLARGED LEVEL 01 DIMENSION PLAN - AREA F (948'-0")
1/8" = 1'-0"

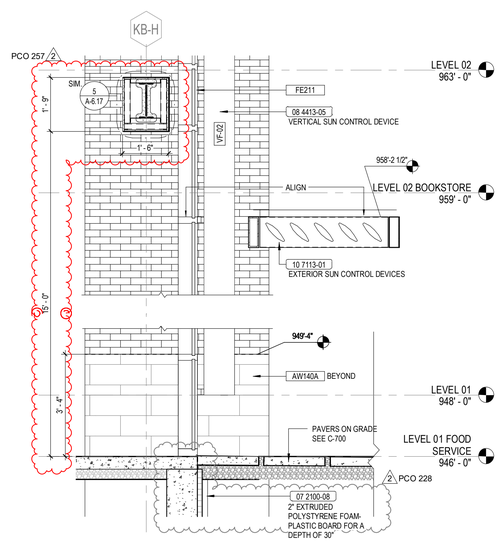

13 RD035 PCO 257.4 WALL SECTION REFER TO 2/A-4.17
1/2" = 1'-0"

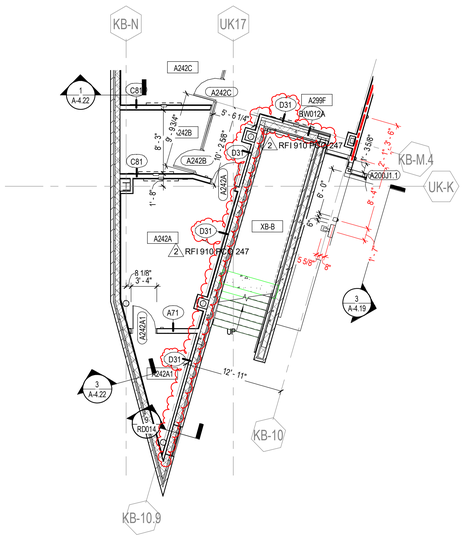

14 RD035 PCO 247.3 ENLARGED LEVEL 02 DIMENSION PLAN - AREA D (963'-0") RFI 910
1/8" = 1'-0"

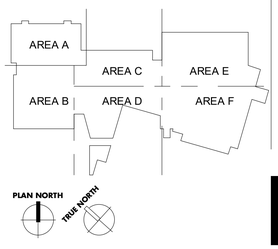

UK - STUDENT CENTER RENOVATION AND EXPANSION BP#3 Lexington, Kentucky

RECORD DRAWING SUPPLEMENTAL DRAWINGS

RECORD DRAWINGS

RD035

Job Number: 1404.00 | 11/18/19 | Drawn By: Author | Checked By: Checker | Revision: 2

No.	Description	Date
2	RFI, ASI, PCO, CO	2016-2018

RECORD DOCUMENTS
These Record Documents have been prepared based on information provided by other parties. The contractor shall verify the accuracy and/or completeness of this information and shall not be responsible for any errors or omissions that may be incorporated as a result of reliance on information provided by others.
November 2019 DATE

Omni ARCHITECTS
212 North Upper Street
Lexington, Kentucky 40507
p. 859.252.6664
www.omnicarchitects.com

PERKINS + WILL
1315 Peachtree Street
Atlanta, Georgia 30309
p.404.837.2300
www.perkinswill.com

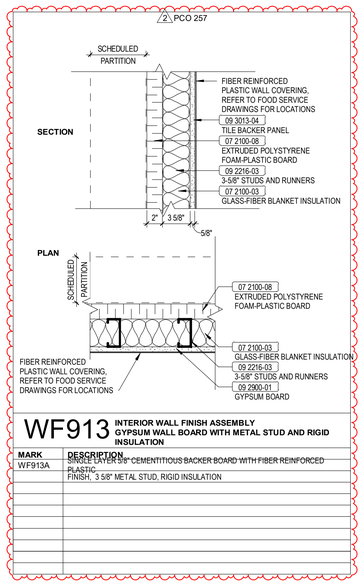

WF913 INTERIOR WALL FINISH ASSEMBLY GYPSUM WALL BOARD WITH METAL STUD AND RIGID INSULATION

MARK	DESCRIPTION
WF913A	SINGLE LAYER 5/8" CEMENTITIOUS BACKER BOARD WITH FIBER REINFORCED PLASTIC FINISH, 3 5/8" METAL STUD, RIGID INSULATION

1 RD036 PCO 257.7 WALL TYPE WF913 - PCO 257 - REFERENCE SHEET A-0.6
1 1/2" = 1'-0"

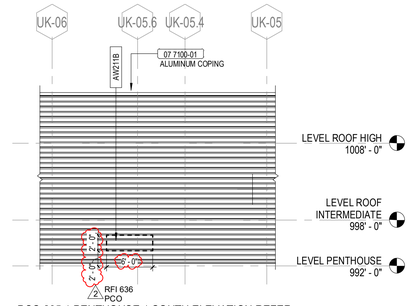

2 RD036 PCO 265.1 PENTHOUSE 1 SOUTH ELEVATION REFER 3/A-2.23
1/8" = 1'-0"

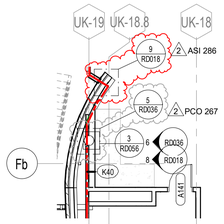

4 RD036 PCO 267.1 ENLARGED LEVEL 01 DIMENSION PLAN - AREA B (948'-0") REFER TO 1/A-1.1d-d
1/8" = 1'-0"

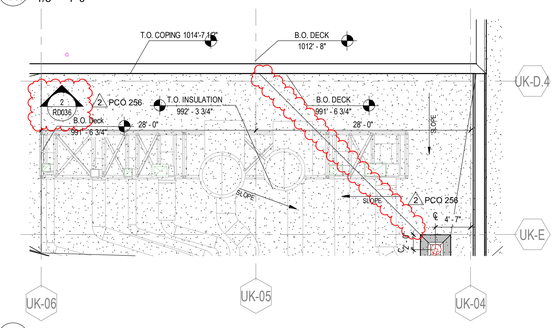

3 RD036 PCO 265.2 ROOF FLOOR PLAN REFER 1/A-7.1e
1/8" = 1'-0"

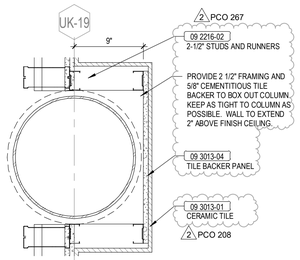

5 RD036 PCO 267.1 COLUMN WRAP DETAIL
1 1/2" = 1'-0"

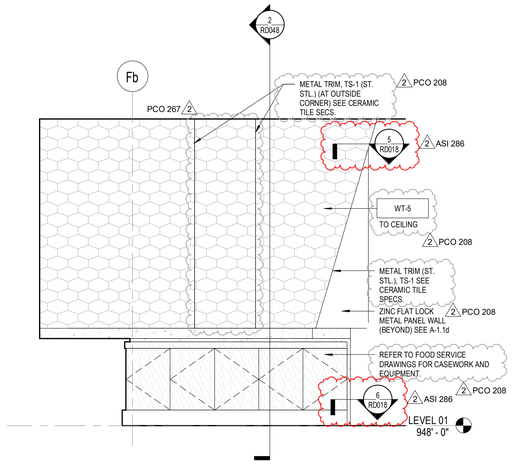

6 RD036 PCO 267.2 INTERIOR ELEVATION - REFERENCE PCO 208 - REVISED ELEVATION 11/FS-4.4
1/2" = 1'-0"

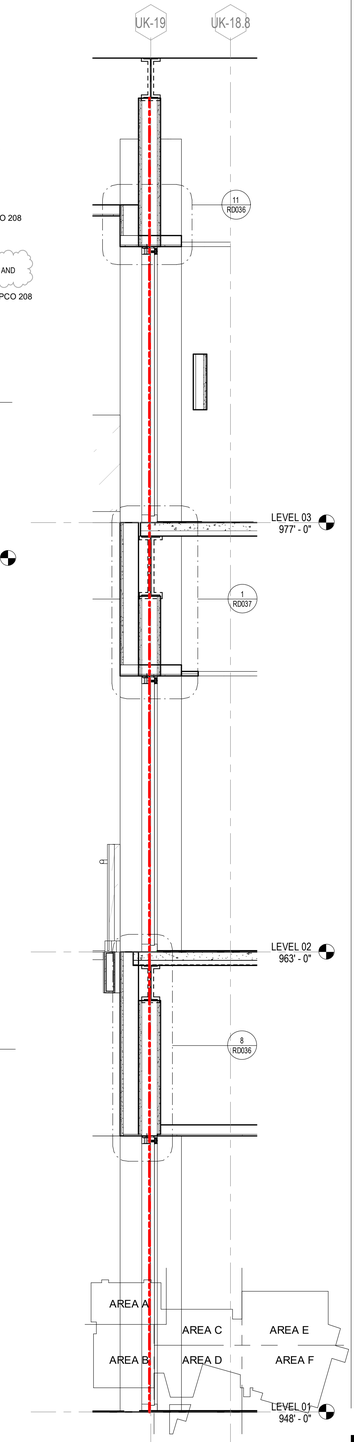

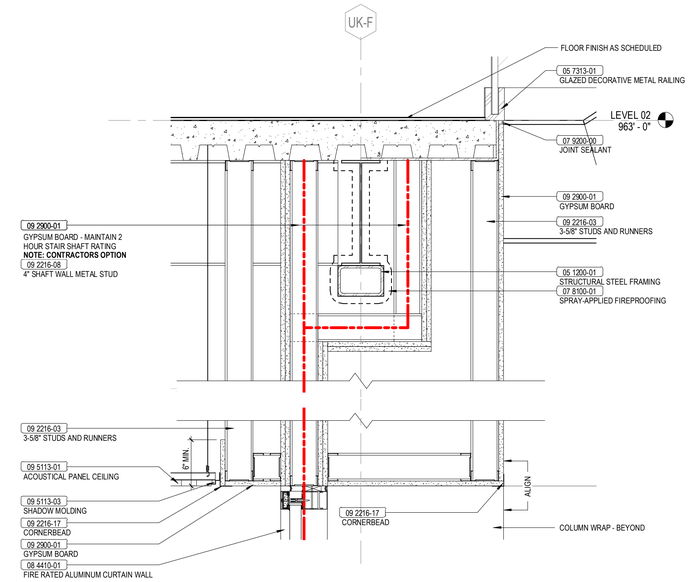

7 RD036 PCO 267.3 CEILING DETAIL - FIRE-RATED SOFFIT
1 1/2" = 1'-0"

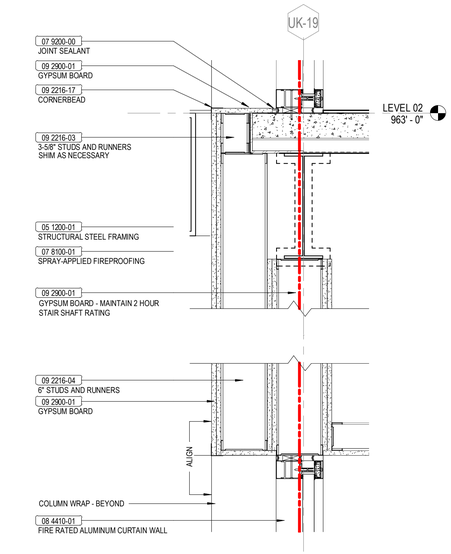

8 RD036 CEILING DETAIL - FIRE-RATED SOFFIT
1 1/2" = 1'-0"

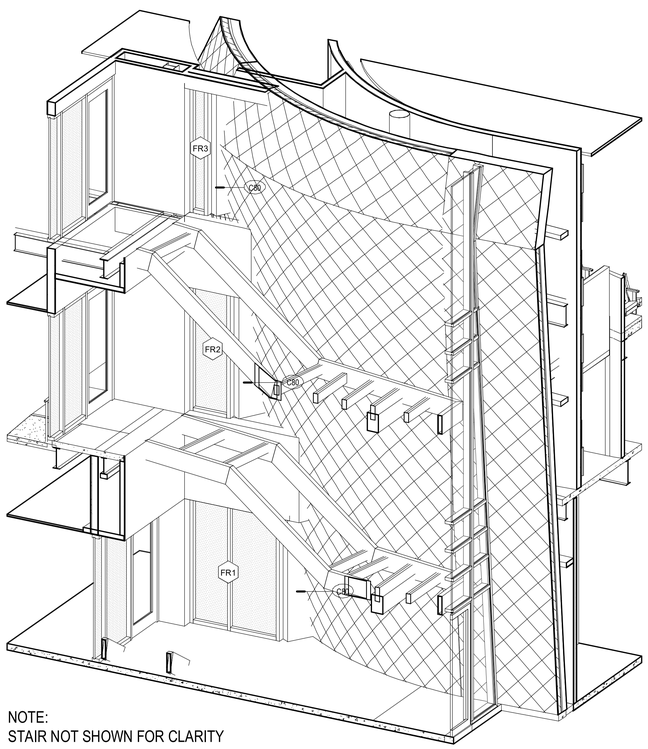

NOTE:
STAIR NOT SHOWN FOR CLARITY

9 RD036 PCO 267.3 STAIR D - 3D VIEW

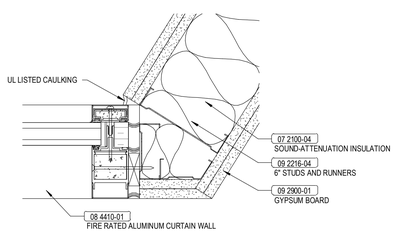

10 RD036 PCO 267.3 2 HR. FIRE-RATED INTERIOR C.W. JAMB DETAIL
3" = 1'-0"

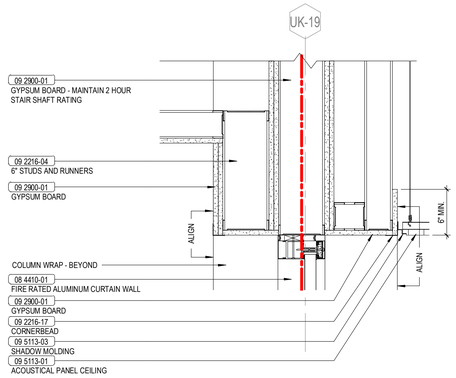

11 RD036 CEILING DETAIL - FIRE-RATED SOFFIT
1 1/2" = 1'-0"

12 RD036 PCO 267.3 WALL SECTION
1/2" = 1'-0"

PLAN NORTH
TRUE NORTH

UK - STUDENT CENTER RENOVATION AND EXPANSION BP#3 Lexington, Kentucky

RECORD DRAWING SUPPLEMENTAL DRAWINGS

RECORD DRAWINGS

RD036

Job Number: 1404.00 | 11/18/19 | Drawn By: Author | Checked By: Checker | Revision: 2

No.	Description	Date
2	RFI, ASI, PCO, CO	2016-2018

RECORD DOCUMENTS
These Record Documents have been prepared based on information provided by others. Contractor shall verified the accuracy and/or completeness of this information and shall not be responsible for any errors or omissions that may be incorporated as a result of inaccurate or incomplete information provided by others.
November 2019 DATE

Omni ARCHITECTS
212 North Upper Street
Lexington, Kentucky 40507
p. 859.252.6664
www.omniarchitects.com

PERKINS + WILL
1315 Peachtree Street
Atlanta, Georgia 30309
p 404.837.2300
www.perkinswill.com

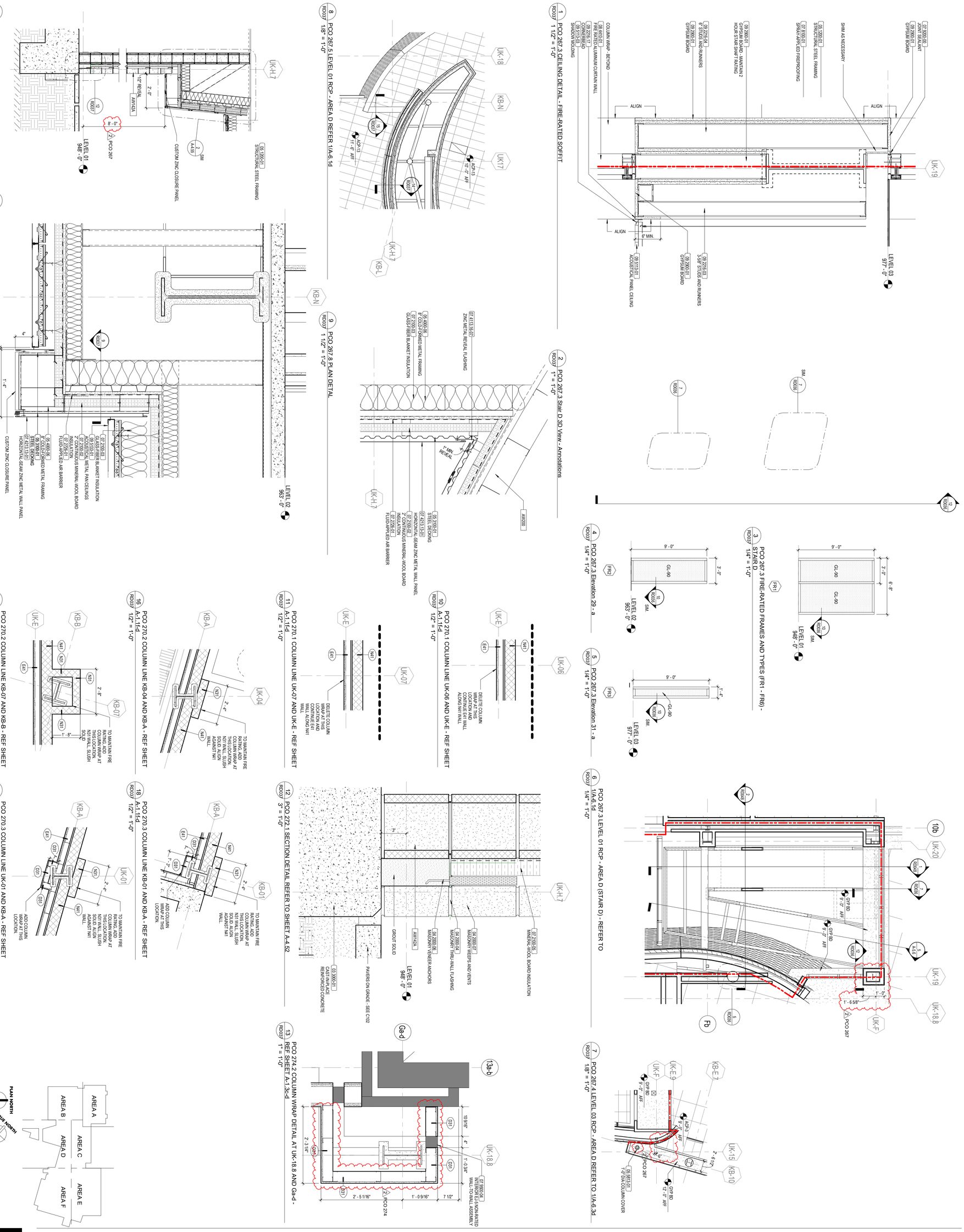

UK - STUDENT CENTER RENOVATION AND EXPANSION BP#3

Lexington, Kentucky

RD037

RECORD DRAWINGS

RECORD DRAWING SUPPLEMENTAL DRAWINGS

Job Number: 1404.00 | 11/18/19 | Drawn By: Author | Checked By: Checker | Revision: 10

Omni ARCHITECTS
212 North Upper Street
Lexington, Kentucky 40507
p. 859.252.6664
www.omniarchitects.com

PERKINS + WILL
1315 Peachtree Street
Atlanta, Georgia 30309
p 404.837.2300
www.perkinswill.com

No.	Description	Date
2	RFI, ASI, PCO, CO	2016-2018
10	Structural ASI	Date 9

RECORD DOCUMENTS

These Record Documents have been prepared based on information provided by others. The Consultant has not verified the accuracy and/or completeness of this information and shall not be responsible for any errors or omissions that may be incorporated as a result of erroneous information provided by others.

Omni ARCHITECTS — November 2019 — DATE

MICHAEL W. JACOBS — NO. 2368 — COMMONWEALTH OF KENTUCKY — ARCHITECT

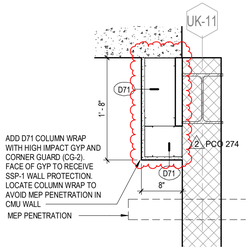

1 RD038 PCO 274.3 COLUMN WRAP DETAIL AT UK-11 IN ROOM A175 - REF SHEET A-1.1c-d
1" = 1'-0"

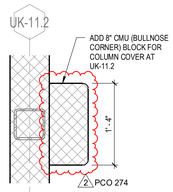

2 RD038 PCO 274.3 COLUMN WRAP DETAIL AT UK-11.2 NEAR ROOM A176 - REF SHEET A-1.1c-d
1" = 1'-0"

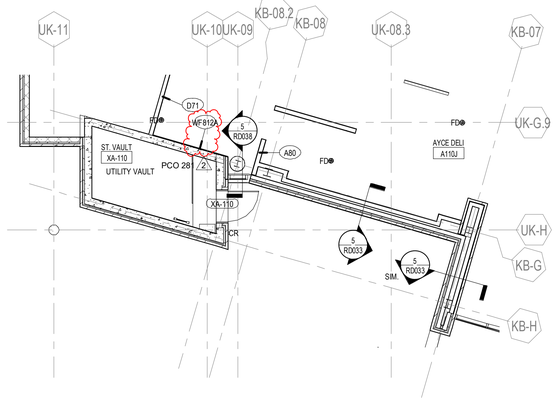

3 RD038 PCO 281.1 ENLARGED LEVEL 01 FLOOR PLAN - AREA F (948'-0") REF 1/A-1.1f & 1/A-1.1f-d
1/8" = 1'-0"

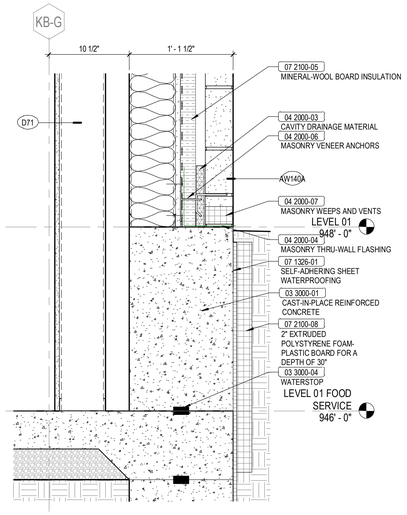

4 RD038 PCO 281.2 WALL SECTION REF 3/A-4.17
1 1/2" = 1'-0"

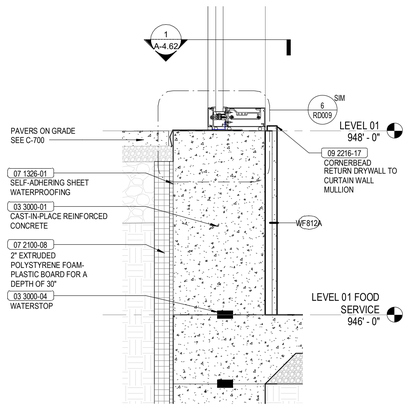

5 RD038 PCO 281.3 WALL SECTION REF 1/A-4.18
1 1/2" = 1'-0"

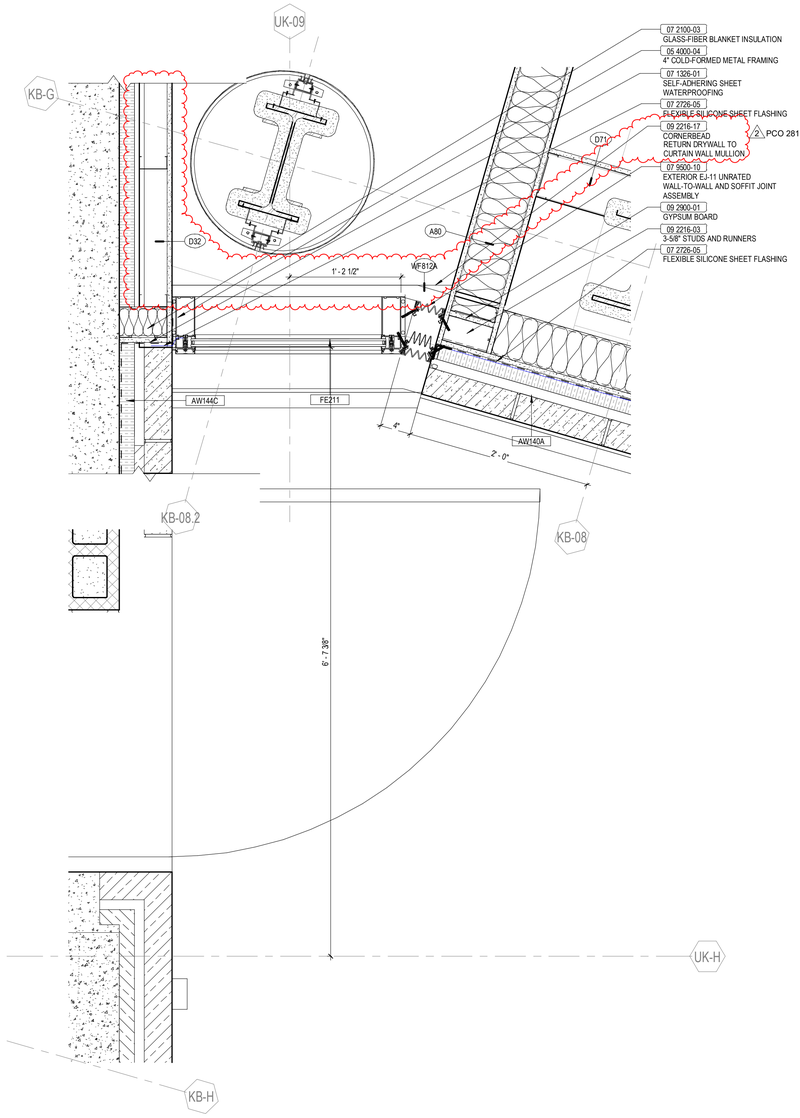

6 RD038 PCO 281.4 PLAN DETAIL - EJ2.1 PLAN REFER TO 1/A-4.62
1 1/2" = 1'-0"

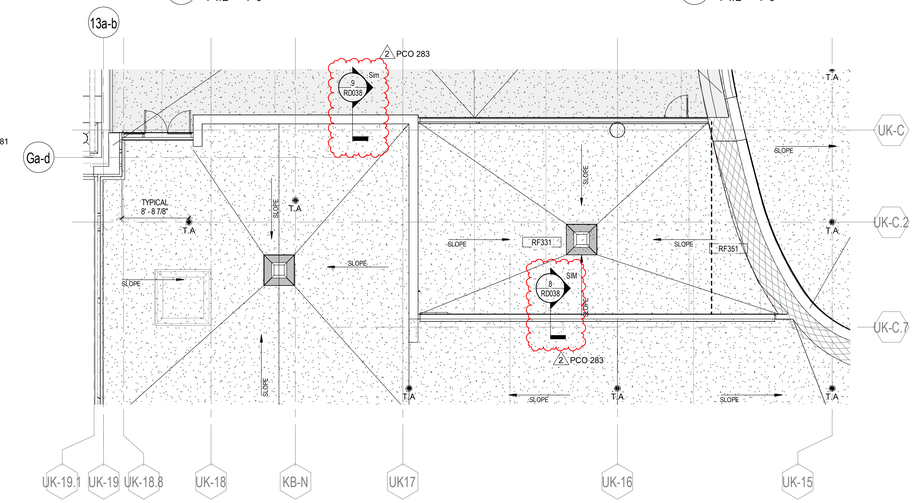

7 RD038 PCO 283.1 ROOF FLOOR PLAN REFER TO 1/A-7.1c
1/8" = 1'-0"

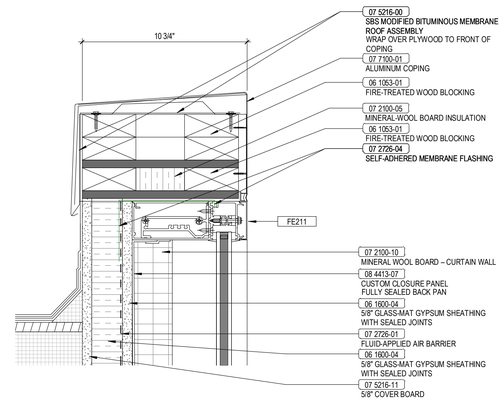

8 RD038 PCO 283.2 SECTION DETAIL REFER TO 13/A-4.50
3" = 1'-0"

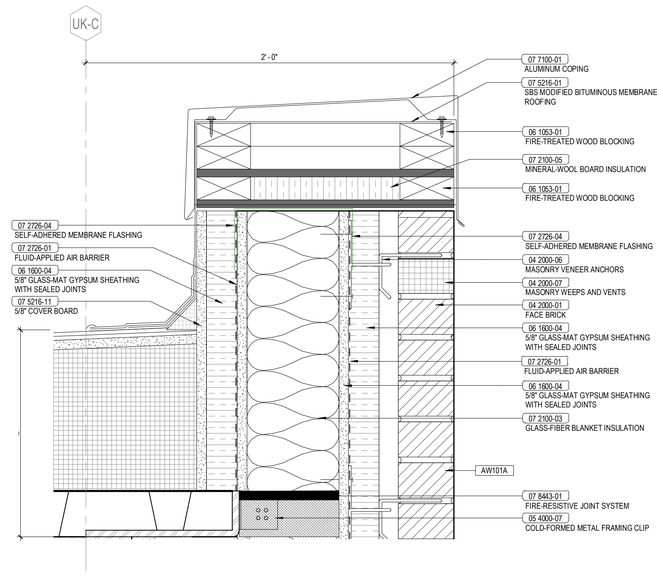

9 RD038 PCO 283.3 SECTION DETAIL REFER TO 7/A-4.52
3" = 1'-0"

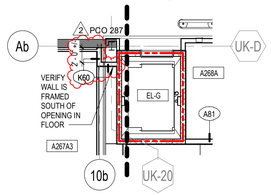

10 RD038 PCO 287.2 ENLARGED LEVEL 02 DIMENSION PLAN - AREA B (963'-0") - REF. SHEET A-1.2b-d
1/8" = 1'-0"

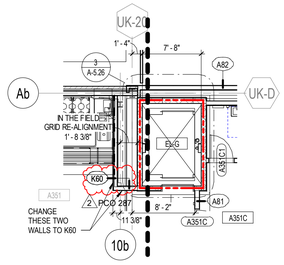

12 RD038 PCO 287.3 ENLARGED LEVEL 03 DIMENSION PLAN - AREA B (963'-0") - REF. SHEET A-1.3b-d
1/8" = 1'-0"

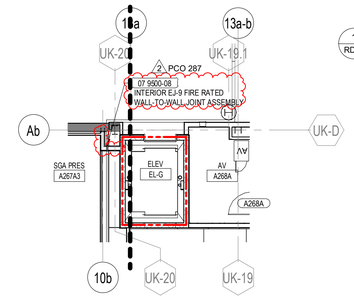

11 RD038 PCO 287.2 ENLARGED LEVEL 02 FLOOR PLAN - AREA B (963'-0") - REF. SHEET A-1.2b
1/8" = 1'-0"

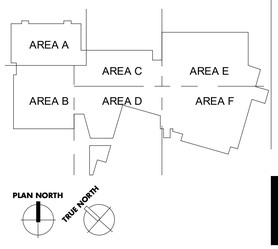

UK - STUDENT CENTER RENOVATION AND EXPANSION BP#3 Lexington, Kentucky

RECORD DRAWING SUPPLEMENTAL DRAWINGS

RECORD DRAWINGS

RD038

Job Number: 1404.00 | Drawn By: Author | 11/18/19 | Checked By: Checker | Revision: 2

No.	Description	Date
2	RFI, ASI, PCO, CO	2016-2018

RECORD DOCUMENTS
These Record Documents have been prepared based on information provided by others and shall not be verified the accuracy and/or completeness of this information and shall not be responsible for any errors or omissions that may be incorporated as a result of reliance on certain provided information.

Omni ARCHITECTS
November 2019
DATE

PERKINS + WILL
1315 Peachtree Street
Atlanta, Georgia 30309
p. 404.837.2300
www.perkinswill.com

Omni ARCHITECTS
212 North Upper Street
Lexington, Kentucky 40507
p. 859.252.6664
www.omniarchitects.com

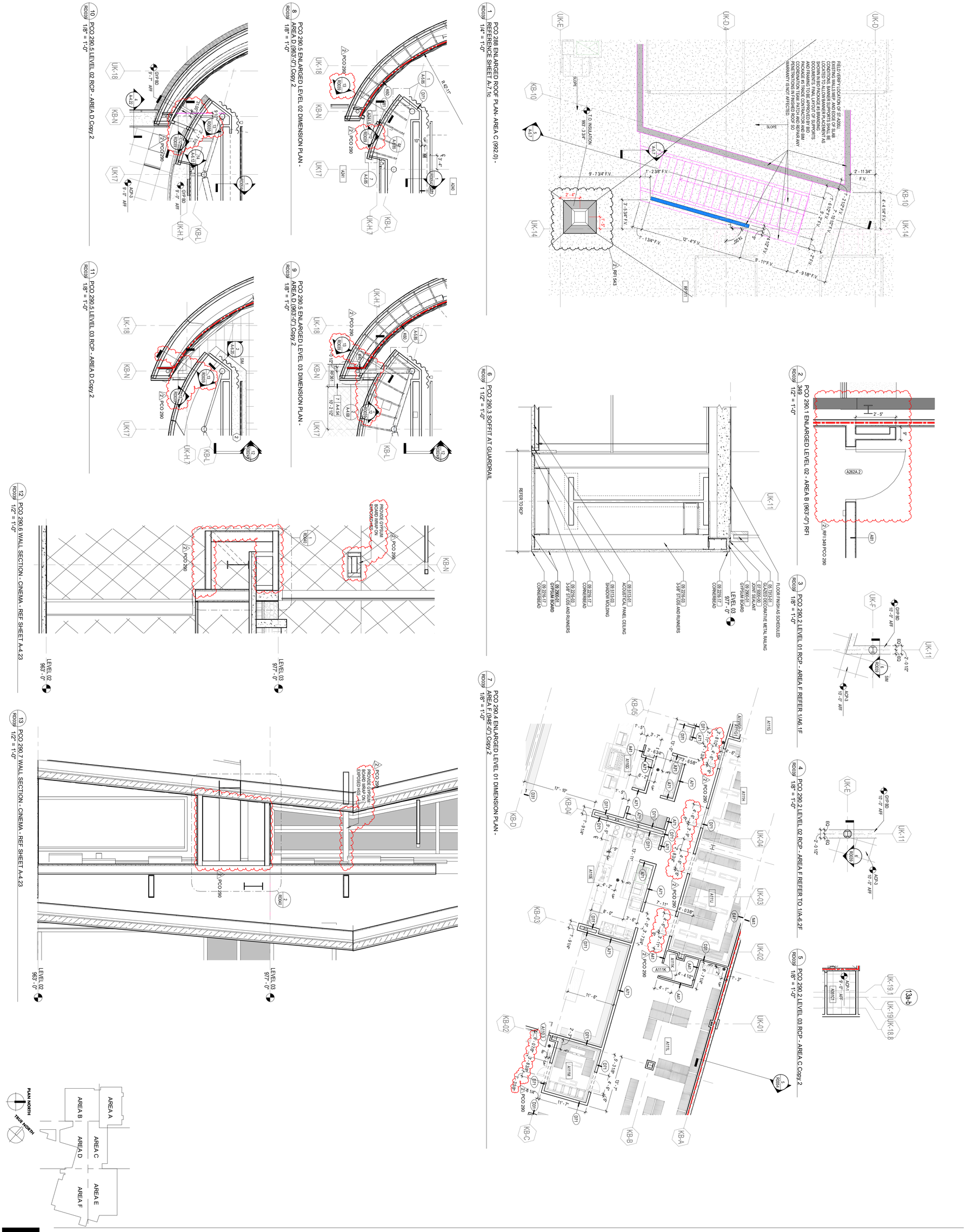

UK - STUDENT CENTER RENOVATION AND EXPANSION BP#3 Lexington, Kentucky

RD039

RECORD DRAWINGS

RECORD DRAWING SUPPLEMENTAL DRAWINGS

Job Number: 1404.00 | 11/18/19 | Drawn By: Author | Checked By: Checker | Revision: 2

Omni ARCHITECTS
212 North Upper Street
Lexington, Kentucky 40507
p. 859.252.6664
www.omniarchitects.com

PERKINS + WILL
1315 Peachtree Street
Atlanta, Georgia 30309
p 404.837.2300
www.perkinswill.com

No.	Description	Date
2	RFI, ASI, PCO, CO	2016-2018

RECORD DOCUMENTS

These Record Documents have been prepared based on information provided by others. The Consultant has not verified the accuracy and/or completeness of this information and shall not be responsible for any errors or omissions that may be incorporated as a result of erroneous information provided by others.

Omni ARCHITECTS — November 2019 — DATE

MICHAEL W. JACOBS — 2368 — COMMONWEALTH OF KENTUCKY — ARCHITECT

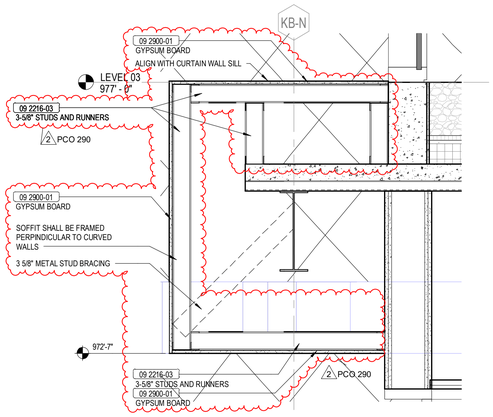

1 RD040 PCO 290.8 SOFFIT DETAIL CINEMA - REF SHEET A-6.17
1" = 1'-0"

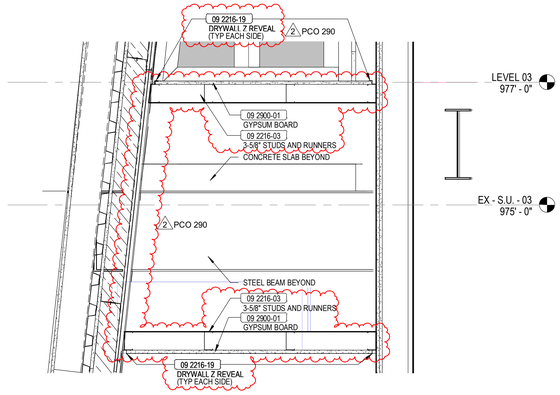

2 RD040 PCO 290.8 SOFFIT DETAIL - REF SHEET A-6.17
1" = 1'-0"

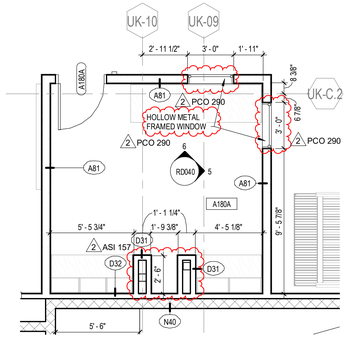

3 RD040 PCO 290.9 ENLARGED LEVEL 01 DIMENSION PLAN - AREA E (948'-0") Copy 3
1/4" = 1'-0"

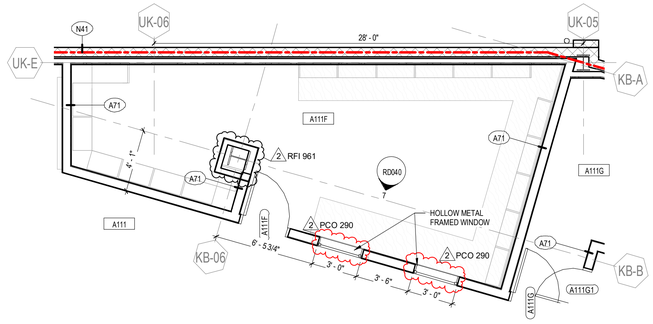

4 RD040 PCO 290.9 ENLARGED LEVEL 01 DIMENSION PLAN - AREA F (948'-0") Copy 4
1/4" = 1'-0"

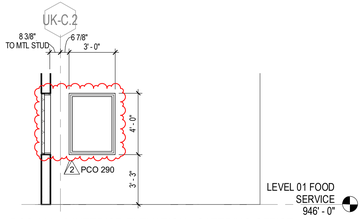

5 RD040 PCO 290.10 INTERIOR ELEVATION - CATERING OFFICE A180A - REF SHEET A-5.67
1/4" = 1'-0"

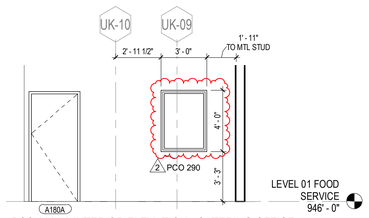

6 RD040 PCO 290.10 INTERIOR ELEVATION - CATERING OFFICE A180A - REF SHEET A-5.67
1/4" = 1'-0"

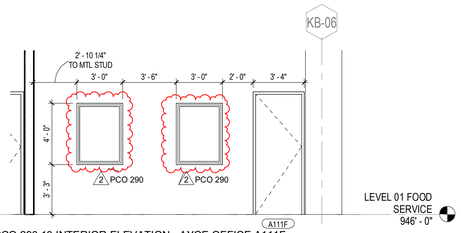

7 RD040 PCO 290.10 INTERIOR ELEVATION - AYCE OFFICE A111F - REF SHEET A-5.67
1/4" = 1'-0"

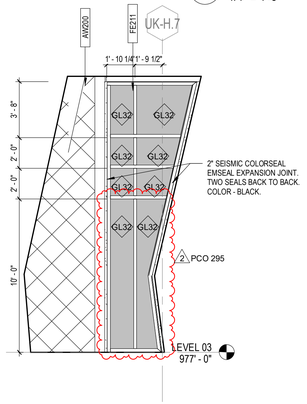

8 RD040 PCO 295.1 PARTIAL EAST ELEVATION - REF DETAIL 6/A-2.21
1/4" = 1'-0"

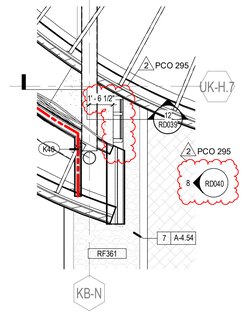

9 RD040 PCO 295.1 ENLARGED LEVEL 03 DIMENSION PLAN - AREA D (963'-0") PCO 295
1/4" = 1'-0"

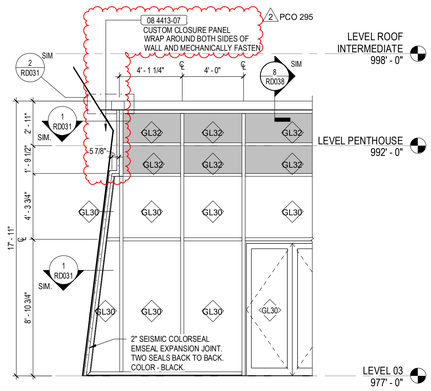

10 RD040 PCO 295.2 PARTIAL NORTH ELEV REFER TO 5/A-2.10
1/4" = 1'-0"

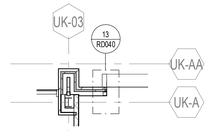

11 RD040 PCO 298.1 ENLARGED LEVEL 02 DIMENSION PLAN - AREA E - REF SHEET A-1.2e-d
1/8" = 1'-0"

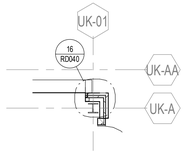

12 RD040 PCO 298.3 ENLARGED LEVEL 02 DIMENSION PLAN - AREA E - REF SHEET A-1.2e-d Copy 1
1/8" = 1'-0"

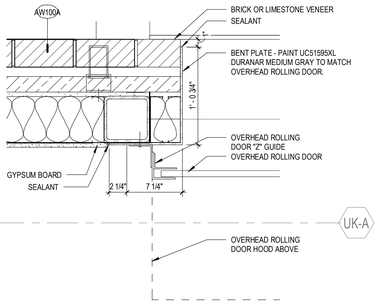

13 RD040 PCO 298.1 JAMB DETAIL AT LOADING DOCK
1 1/2" = 1'-0"

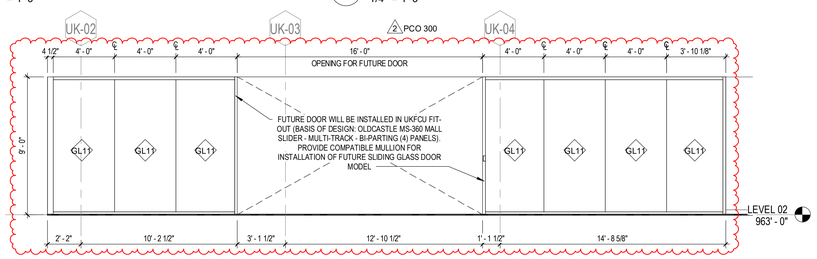

14 RD040 PCO 300.2 CIRC A200B - S ELEV - REF DETAIL 13/A-5.56
1/4" = 1'-0"

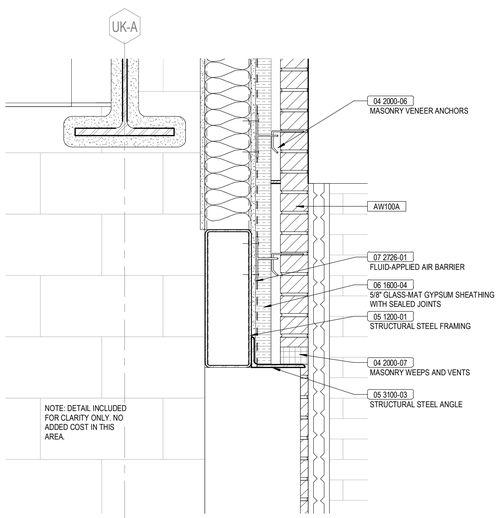

15 RD040 PCO 298.2 SECTION DETAIL FOR REFERENCE - REF DETAIL 5/A-4.53
1 1/2" = 1'-0"

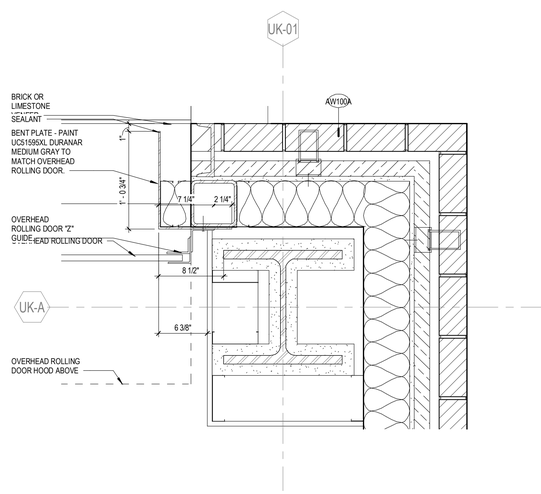

16 RD040 PCO 298.3 JAMB DETAIL AT LOADING DOCK - EAST JAMB
1 1/2" = 1'-0"

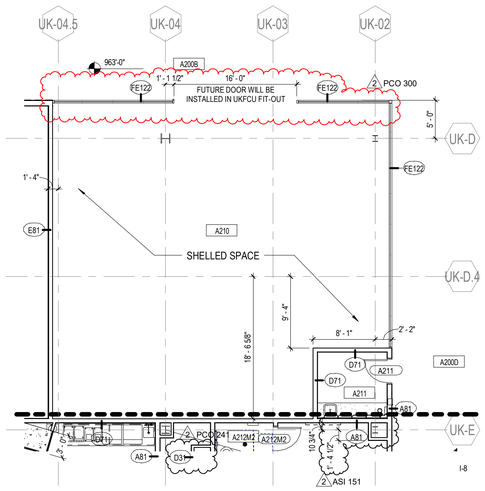

17 RD040 PCO 300.1 ENLARGED LEVEL 02 DIMENSION PLAN - AREA E (963'-0") PCO 300
1/8" = 1'-0"

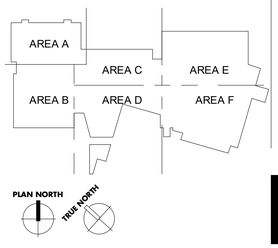

UK - STUDENT CENTER RENOVATION AND EXPANSION BP#3 Lexington, Kentucky

RECORD DRAWING SUPPLEMENTAL DRAWINGS

RECORD DRAWINGS

RD040

Job Number: 1404.00 | 11/18/19 | Drawn By: Author | Checked By: Checker | Revision: 2

No.	Description	Date
2	RFI, ASI, PCO, CO	2016-2018

RECORD DOCUMENTS
These Record Documents have been prepared based on information provided by others and shall not be verified the accuracy and/or completeness of this information and shall not be responsible for any errors or omissions that may be incorporated as a result of such information provided by others.
Omni ARCHITECTS — November 2019 — DATE

PERKINS + WILL
1315 Peachtree Street
Atlanta, Georgia 30309
p. 404.837.2300
www.perkinswill.com

Omni ARCHITECTS
212 North Upper Street
Lexington, Kentucky 40507
p. 859.252.6664
www.omniarchitects.com

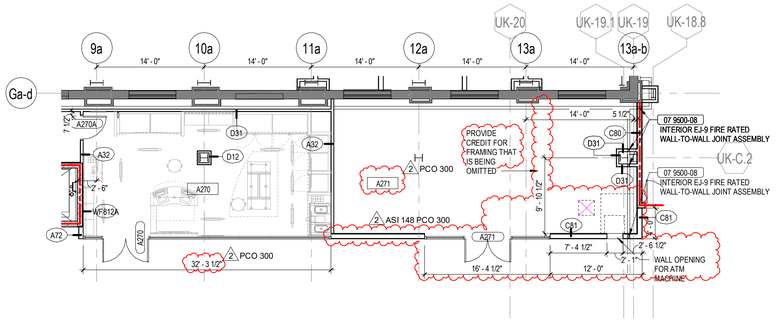

1 RD041 PCO 300.3 ENLARGED LEVEL 02 DIMENSION PLAN - AREA B (963'-0") - REF SHEET A-1.2b-d
1/8" = 1'-0"

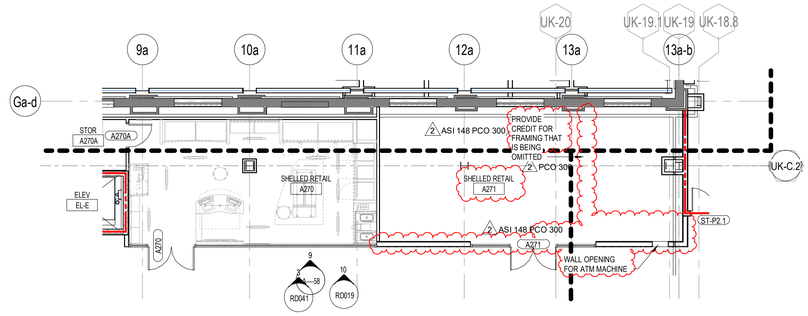

2 RD041 PCO 300.3 ENLARGED LEVEL 02 FLOOR PLAN - AREA B (963'-0") - REF SHEET A-1.2b
1/8" = 1'-0"

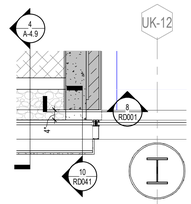

5 RD041 PCO 318.1 ENLARGED PLAN DETAIL
1/2" = 1'-0"

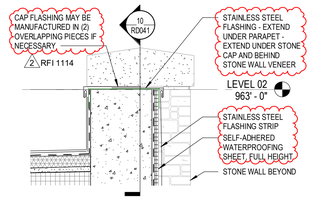

8 RD041 PCO 318.1 FLASHING DETAIL
1 1/2" = 1'-0"

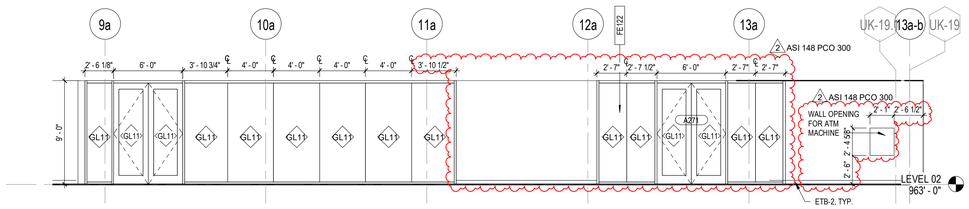

3 RD041 PCO 300.4 CIRC A200B - N1 ELEV - REF DRAWING
4/A-5.58
3/16" = 1'-0"

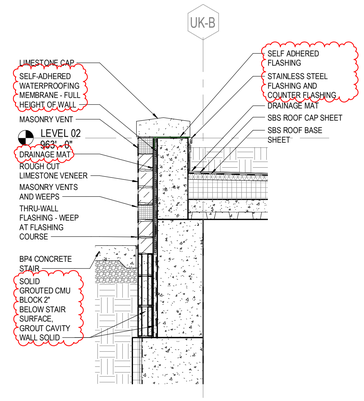

6 RD041 PCO 318.1 WALL SECTION AT SITE STAIR AREA C
3/4" = 1'-0"

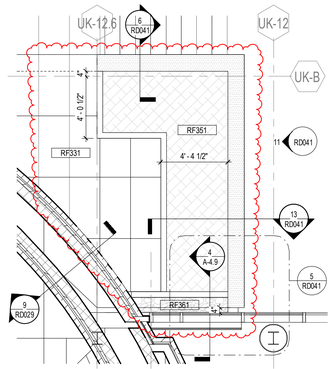

7 RD041 PCO 318.1 ENLARGED LEVEL 02 FLOOR PLAN - AREA C (963'-0") - REF SHEET A-1.2c
1/4" = 1'-0"

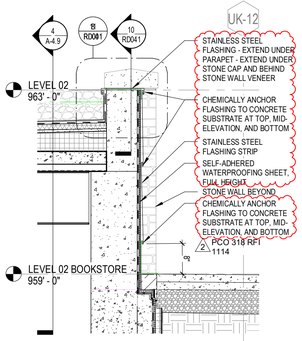

9 RD041 PCO 318.1 WALL SECTION AT SITE WALL AREA C
3/4" = 1'-0"

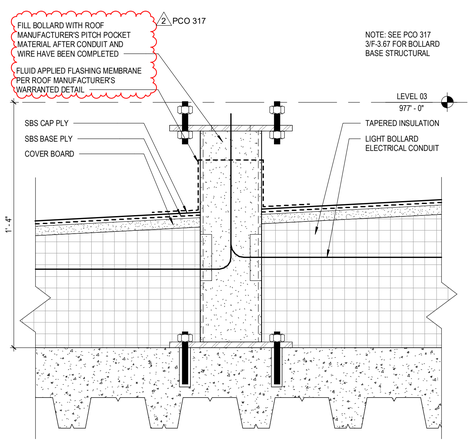

4 RD041 PCO 317 LIGHT BOLLARD FLASHING DETAIL - REF SHEET A-7.5
3" = 1'-0"

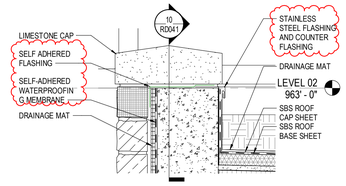

12 RD041 PCO 318.2 FLASHING DETAIL AT LIMESTONE CAP
1 1/2" = 1'-0"

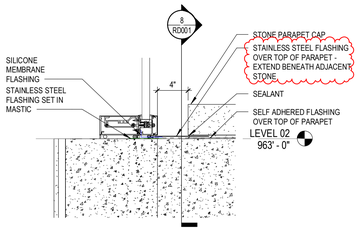

10 RD041 PCO 318.2 CURTAINWALL DETAIL AT SITE WALL AREA C
1 1/2" = 1'-0"

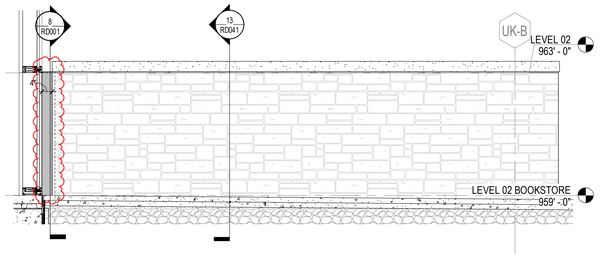

11 RD041 PCO 318.2 ELEVATION OF SITE WALL AREA C
1/2" = 1'-0"

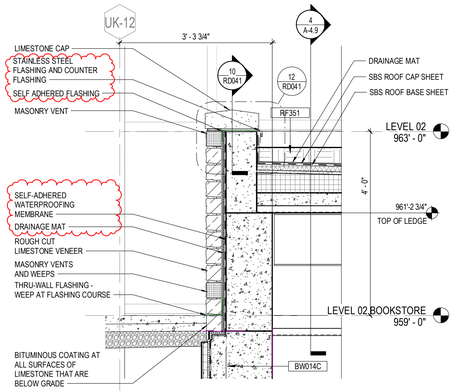

13 RD041 PCO 318.2 WALL SECTION - REF SECTION 3/A-4.9
3/4" = 1'-0"

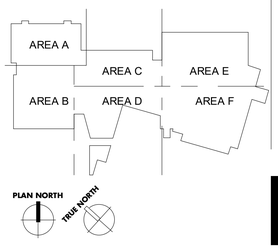

UK - STUDENT CENTER RENOVATION AND EXPANSION BP#3 Lexington, Kentucky

RECORD DRAWING SUPPLEMENTAL DRAWINGS

RECORD DRAWINGS

RD041

Job Number: 1404.00 | 11/18/19 | Drawn By: Author | Checked By: Checker | Revision: 10

No.	Description	Date
2	RFI_ASI_PCO_CO	2016-2018
10	Structural ASI	Date 9

RECORD DOCUMENTS
These Record Documents have been prepared based on information provided by others and shall not be verified the accuracy and/or completeness of this information and shall not be responsible for any errors or omissions that may be incorporated as a result of information provided by others.

November 2019
DATE

Omni ARCHITECTS
212 North Upper Street
Lexington, Kentucky 40507
p. 859.252.6664
www.omniarchitects.com

PERKINS + WILL
1315 Peachtree Street
Atlanta, Georgia 30309
p. 404.837.2300
www.perkinswill.com

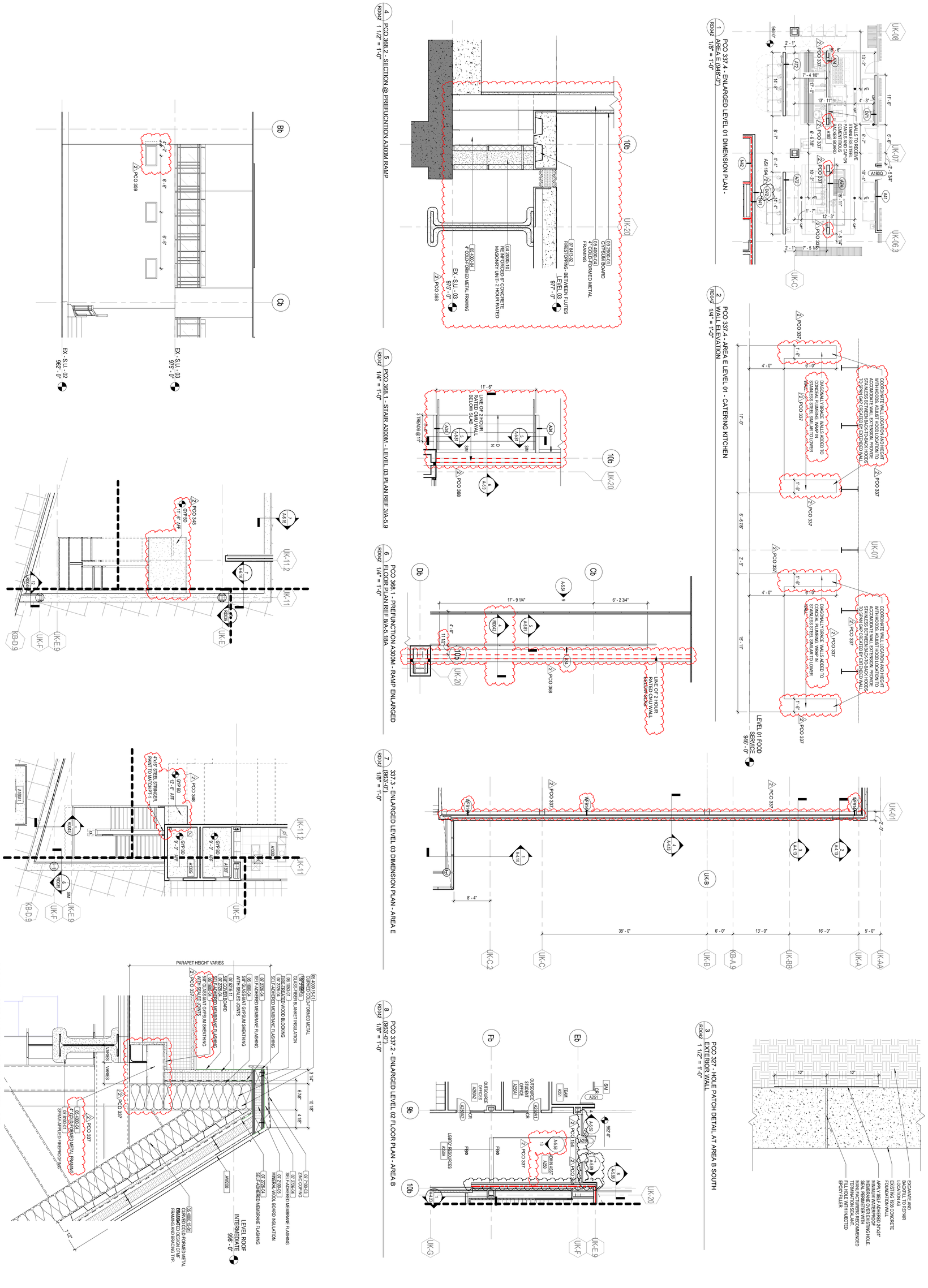

UK - STUDENT CENTER RENOVATION AND EXPANSION BP#3 Lexington, Kentucky

RD042

CONTRACT DOCUMENTS

RECORD DRAWING SUPPLEMENTAL DRAWINGS

Job Number: 1404.00 | 11/18/19 | Drawn By: Author | Checked By: Checker | Revision: 2

Omni ARCHITECTS
212 North Upper Street
Lexington, Kentucky 40507-1001
p 859.252.6664
www.omniarchitects.com

PERKINS + WILL
1315 Peachtree Street
Atlanta, Georgia 30309
p 404.837.2300
www.perkinswill.com

No.	Description	Date
2	RFI, ASI, PCO, CO	2016-2018

RECORD DOCUMENTS

These Record Documents have been prepared based on information provided by others. The Consultant has not verified the accuracy and/or completeness of this information and shall not be responsible for any errors or omissions that may be incorporated as a result of erroneous information provided by others.

Omni ARCHITECTS — November 2019 — DATE

MICHAEL W. JACOBS — No. 2369 — COMMONWEALTH OF KENTUCKY — ARCHITECT

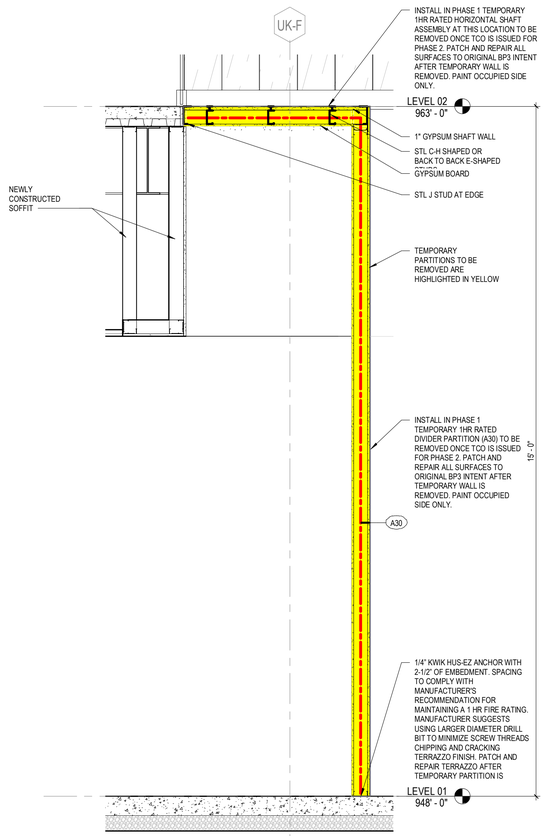

1 RD043 PCO 400.3 - SECTION THROUGH TEMPORARY PARTITION AT HORIZONTAL SHAFT WALL
3/4" = 1'-0"

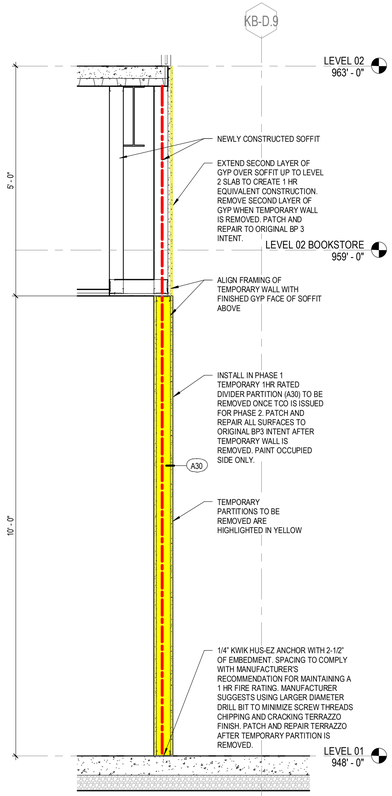

2 RD043 PCO 400.2 - SECTION THROUGH TEMPORARY PARTITION
3/4" = 1'-0"

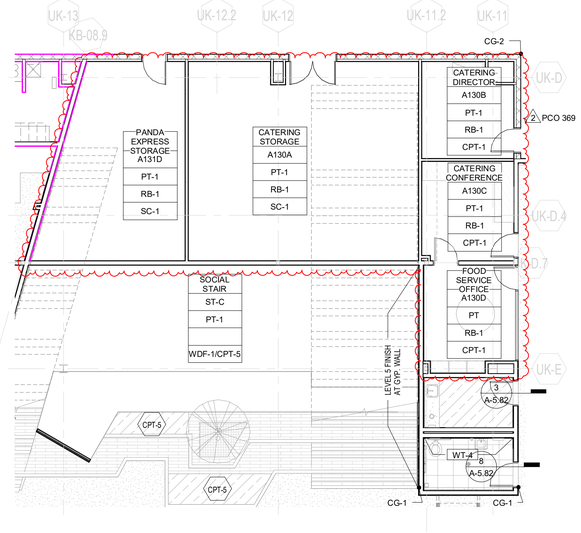

3 RD043 PCO 369.1 LEVEL 01 FINISH PLAN - AREA C
1/8" = 1'-0"

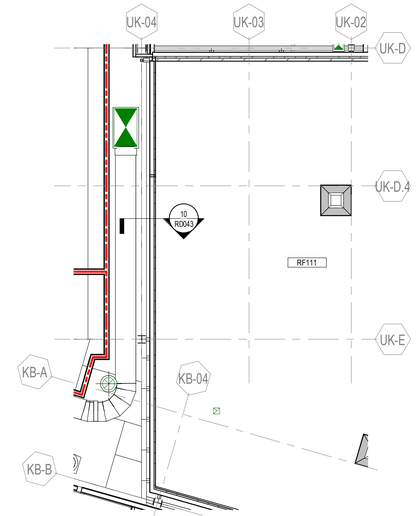

4 RD043 PCO 368.3 - ENLARGED LEVEL 03 FLOOR PLAN - AREA E (977'-0") REF 1/A-1.3e
1/8" = 1'-0"

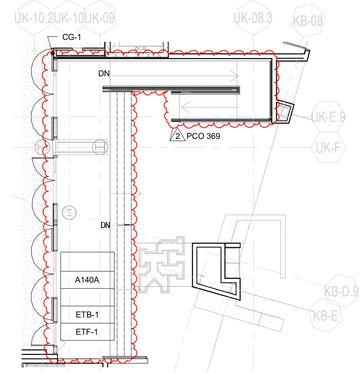

5 RD043 PCO 369.2 - LEVEL 01 FINISH PLAN - AREA F
1/8" = 1'-0"

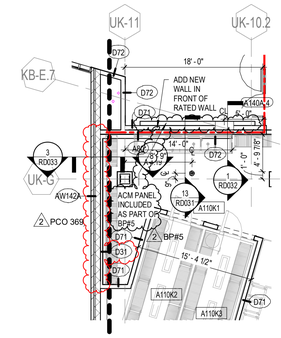

6 RD043 PCO 369.3 - ENLARGED LEVEL 01 DIMENSION PLAN - AREA F (948'-0")
1/8" = 1'-0"

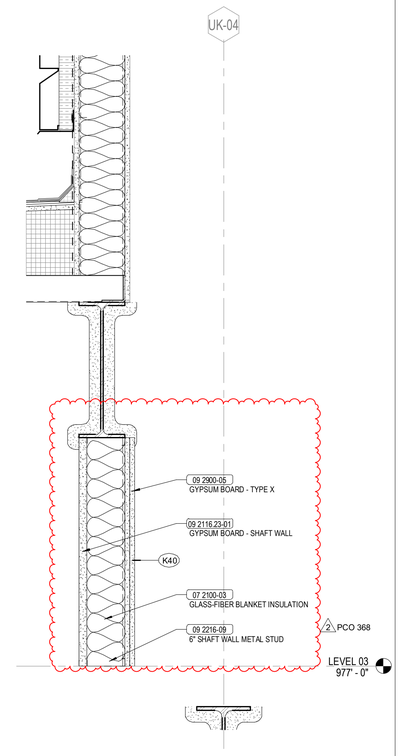

10 RD043 PCO 368.4 - SECTION @ RF 111/MECHANICAL A312
1 1/2" = 1'-0"

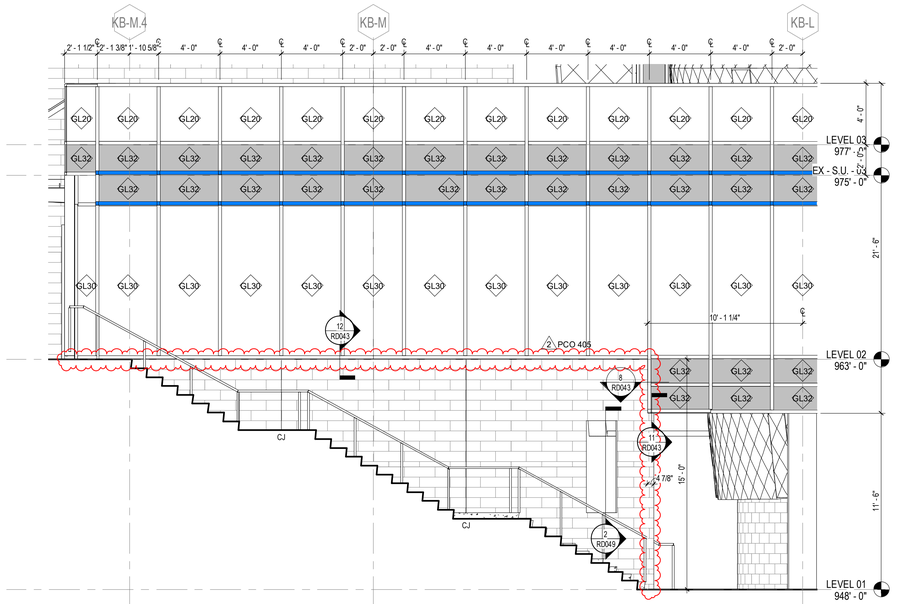

7 RD043 PCO 405.1 - PARTIAL SOUTHEAST ELEVATION - REF 2/A-2.20
1/4" = 1'-0"

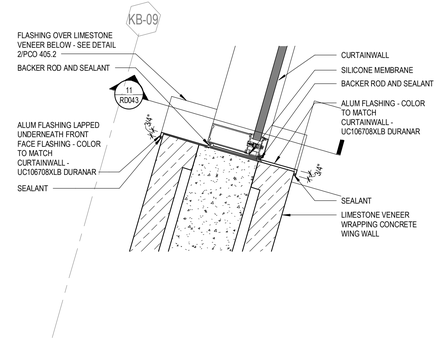

8 RD043 PCO 405.2 - JAMB DETAIL AT CURTAINWALL
1 1/2" = 1'-0"

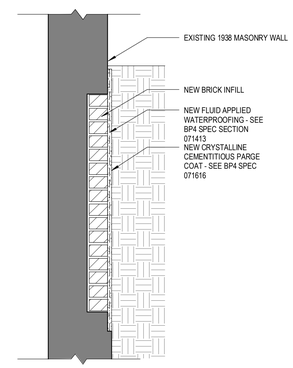

9 RD043 PCO 401 - BRICK REPAIR AT 1938 FOUNDATION WALL
1" = 1'-0"

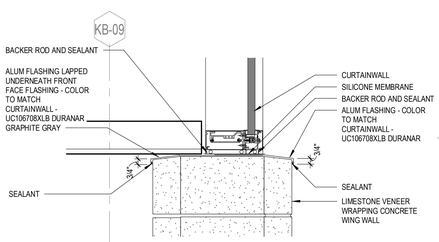

11 RD043 PCO 405.2 - SILL DETAIL AT CURTAINWALL
1 1/2" = 1'-0"

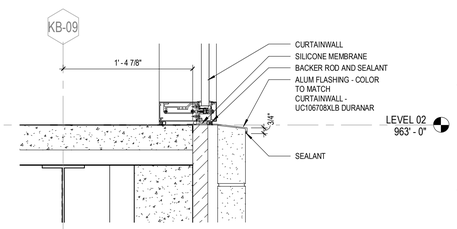

12 RD043 PCO 405.2 - SILL DETAIL AT CURTAINWALL
1 1/2" = 1'-0"

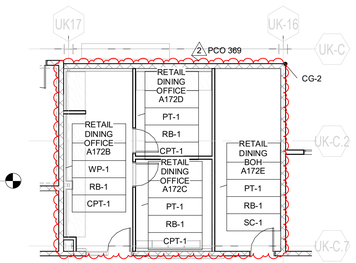

13 RD043 PCO 369.1 - LEVEL 01 FINISH PLAN - AREA C
1/8" = 1'-0"

UK - STUDENT CENTER RENOVATION AND EXPANSION BP#3 Lexington, Kentucky

Job Number: 1404.00 | 11/18/19 | Drawn By: Author | Checked By: Checker | Revision: 2

No.	Description	Date
2	RFI, ASI, PCO, CO	2016-2018

RECORD DOCUMENTS
These Record Documents have been prepared based on information provided by others and shall not be verified the accuracy and/or completeness of this information and shall not be responsible for any errors or omissions that may be incorporated as a result of such information provided by others.
November 2019 — DATE

Omni ARCHITECTS
212 North Upper Street
Lexington, Kentucky 40507-1001
p 859.252.6664
www.omniarchitects.com

PERKINS + WILL
1315 Peachtree Street
Atlanta, Georgia 30309
p 404.837.2300
www.perkinswill.com

RECORD DRAWING SUPPLEMENTAL DRAWINGS

CONTRACT DOCUMENTS

RD043

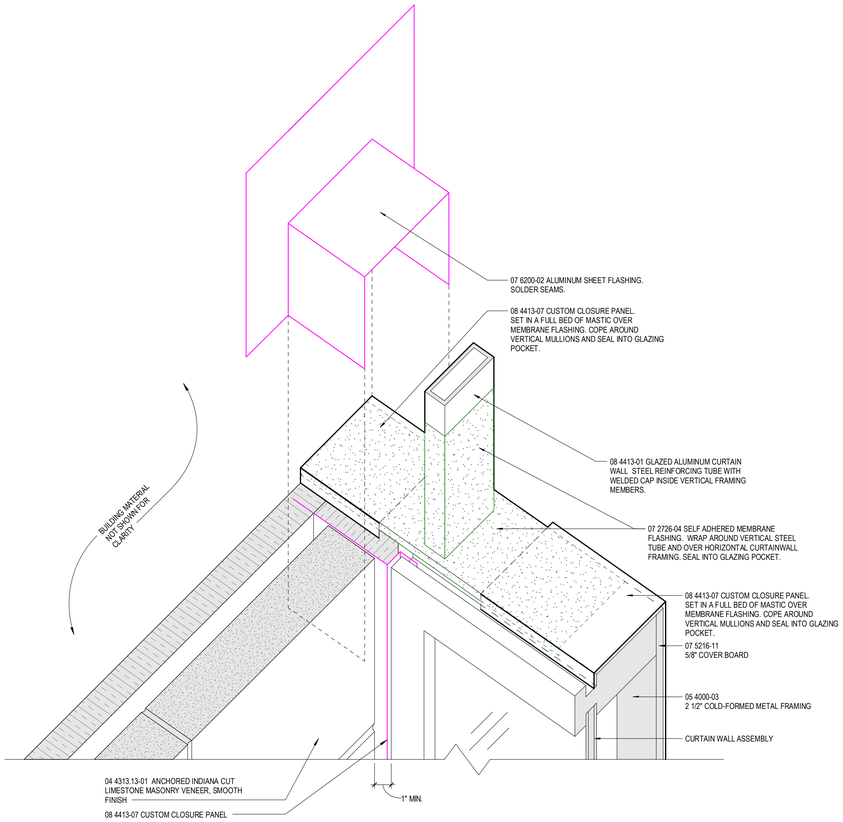

1 RD044 PCO 385.1 - GUARD RAIL SILL FLASHING @ FIREPLACE ILLUSTRATION
3" = 1'-0"

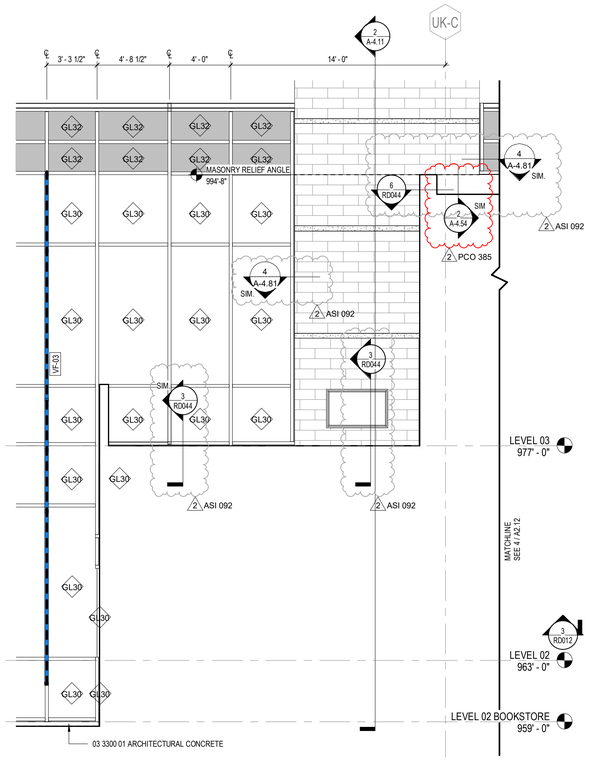

2 RD044 PCO 385.1 - PARTIAL WEST ELEVATION @ MLK ENTRY (from A-2.12)
1/4" = 1'-0"

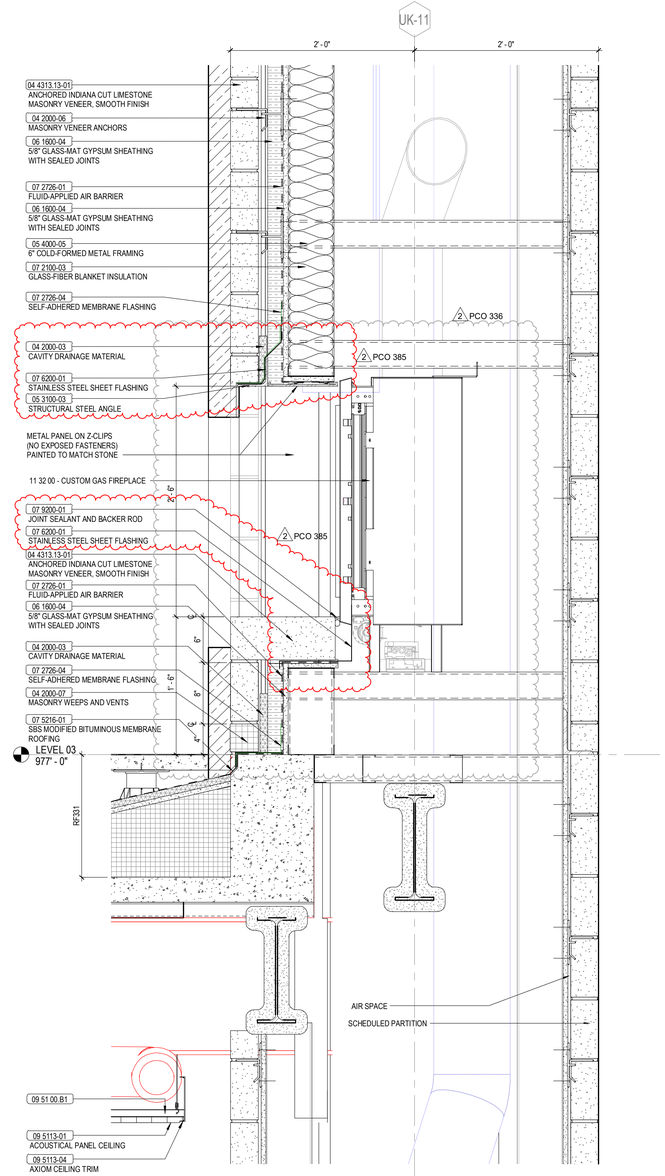

3 RD044 PCO 385.1 - FIREPLACE DETAIL @ LEVEL 03
1 1/2" = 1'-0"

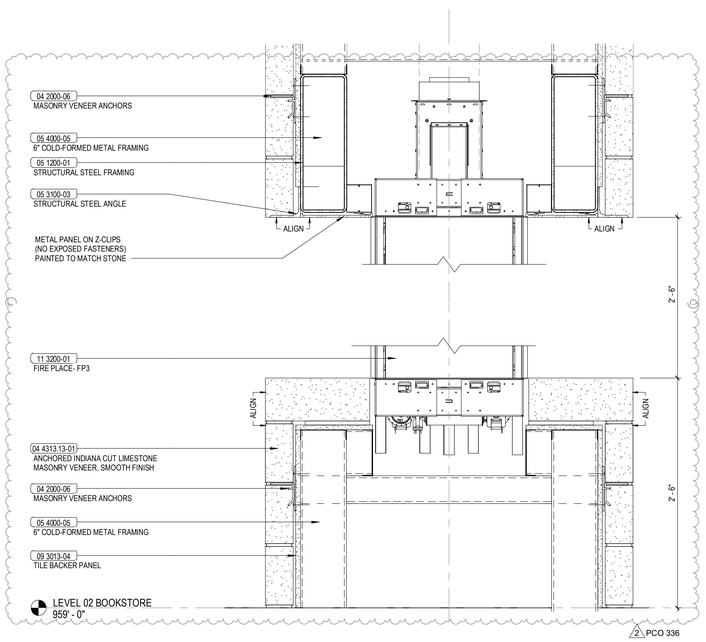

4 RD044 PCO 385.1 - FIREPLACE DETAIL @ LEVEL 02
1 1/2" = 1'-0"

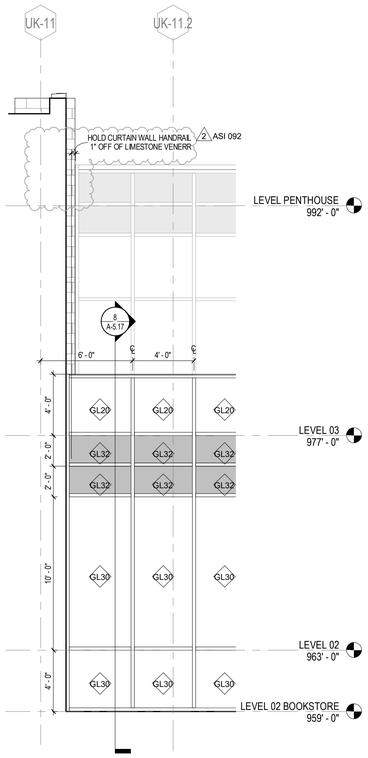

5 RD044 PCO 385.1 - PARTIAL NORTH ELEVATION (from 3/A-2.11)
1/4" = 1'-0"

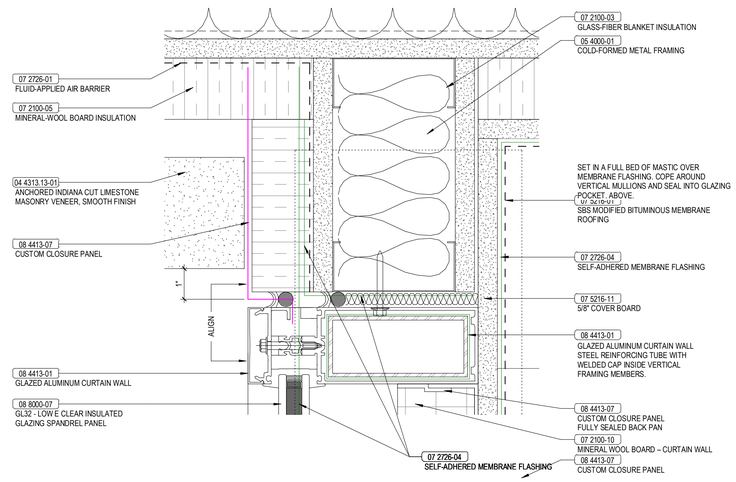

6 RD044 PCO 385.1 - PARAPET/LIMESTONE VENEER DETAIL
6" = 1'-0"

UK - STUDENT CENTER RENOVATION AND EXPANSION BP#3 Lexington, Kentucky

RECORD DRAWING SUPPLEMENTAL DRAWINGS

CONTRACT DOCUMENTS

Job Number: 1404.00 | 11/18/19 | Drawn By: Author | Checked By: Checker | Revision: 2

No.	Description	Date
2	RFI, ASI, PCO, CO	2016-2018

PERKINS + WILL
1315 Peachtree Street
Atlanta, Georgia 30309
p 404.837.2300
www.perkinswill.com

Omni ARCHITECTS
212 North Upper Street
Lexington, Kentucky 40507-1001
p 859.252.6664
www.omniarchitects.com

MARSHALL W. JACOBS III
COMMONWEALTH OF KENTUCKY
ARCHITECT

RECORD DOCUMENTS
These Record Documents have been prepared based on information provided by others and shall not be verified the accuracy and/or completeness of this information and shall not be responsible for any errors or omissions that may be incorporated as a result of information provided by others.
Omni ARCHITECTS — November 2019 — DATE

RD044

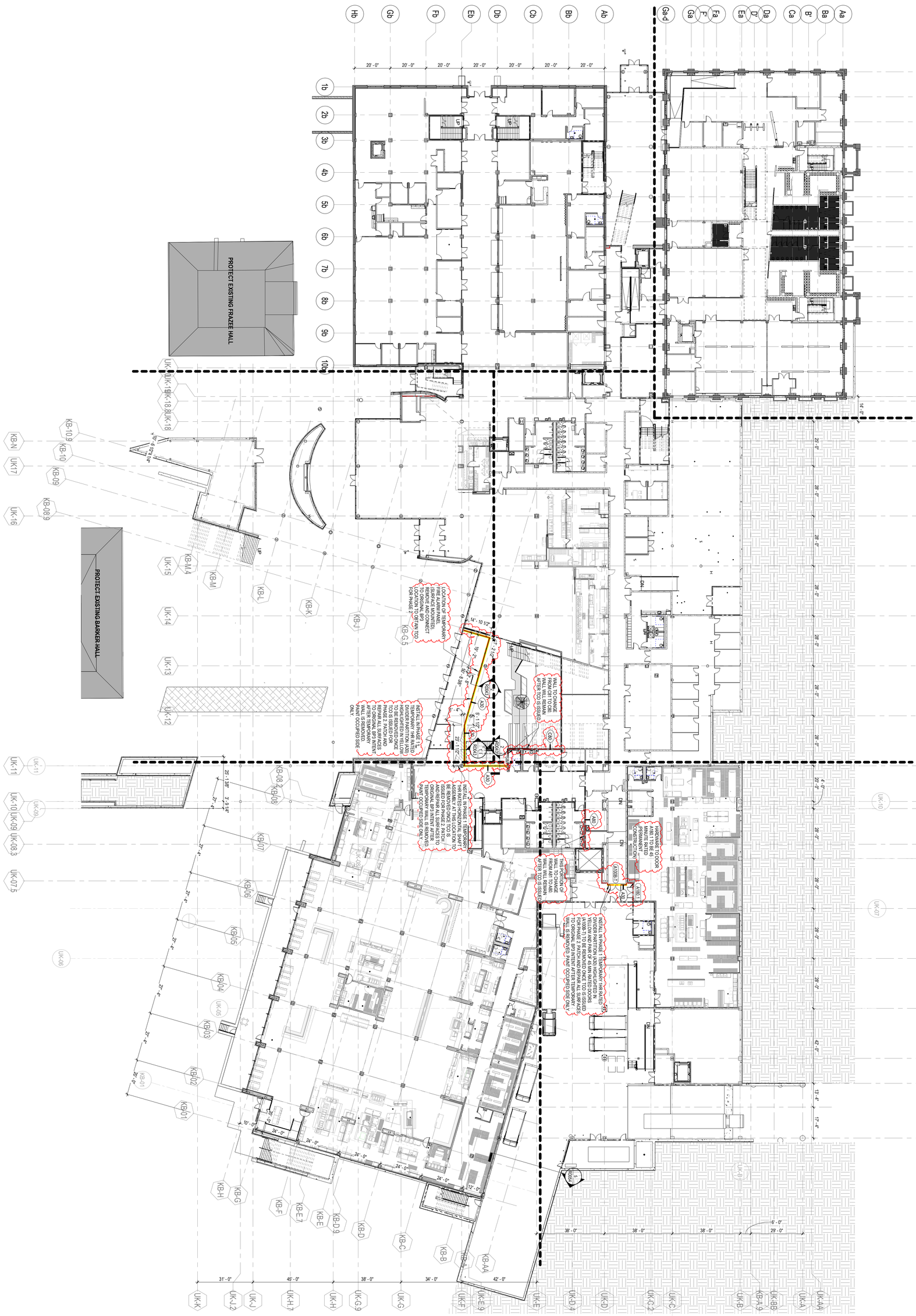

1 PCO 400.1 - LEVEL 01 FLOOR PLAN (948'-0") - TEMPORARY 1HR PARTITION LAYOUT
RD045 1" = 20'-0"

RD045

UK - STUDENT CENTER RENOVATION AND EXPANSION BP#3 Lexington, Kentucky

RECORD DRAWING SUPPLEMENTAL DRAWINGS

Job Number: 1404.00 | 11/18/19 | Drawn By: Author | Checked By: Checker | Revision: 10

CONTRACT DOCUMENTS

Omni ARCHITECTS
212 North Upper Street
Lexington, Kentucky 40507-1001
p 859.252.6664
www.omniarchitects.com

PERKINS + WILL
1315 Peachtree Street
Atlanta, Georgia 30309
p 404.837.2300
www.perkinswill.com

No.	Description	Date
10	Structural ASI	Date 9

RECORD DOCUMENTS

These Record Documents have been prepared based on information provided by others. The Consultant has not verified the accuracy and/or completeness of this information and shall not be responsible for any errors or omissions that may be incorporated as a result of erroneous information provided by others.

Omni ARCHITECTS **November 2019** DATE

MICHAEL W. JACOBS No. 2368 COMMONWEALTH OF KENTUCKY ARCHITECT

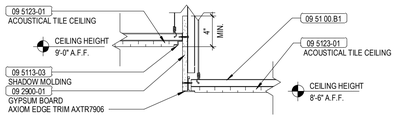

1 RD046 PCO 410 - CEILING DETAIL - SOFFIT AT CATERING KITCHEN HOODS FOR ANSUL PULL STATION ACCESS - REF A-6.12
1 1/2" = 1'-0"

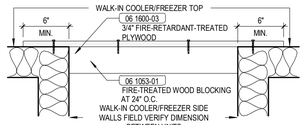

3 RD046 PCO 410 - WALK-IN COOLER/FREEZER SECTION AT TOP - REF SHEET A-9.23
1 1/2" = 1'-0"

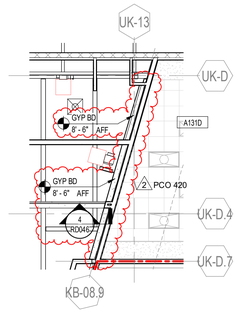

2 RD046 PCO 420.1 - LEVEL 01 RCP - AREA C - REF A-6.1C
1/8" = 1'-0"

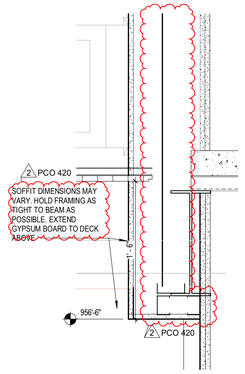

4 RD046 PCO 420.1 - SOFFIT DETAIL AT PANDA EXPRESS
1 1/2" = 1'-0"

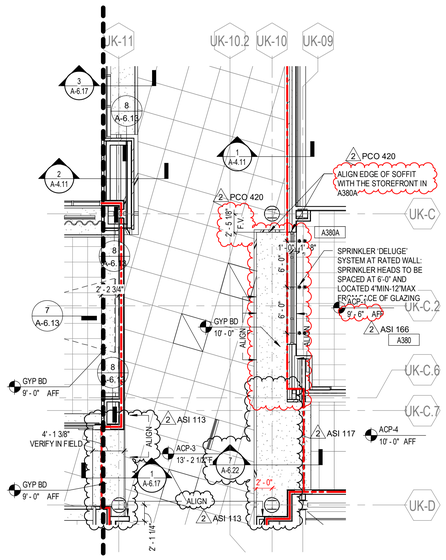

5 RD046 PCO 420.1 - LEVEL 03 RCP - AREA E - REF SHEET A-6.3E
1/8" = 1'-0"

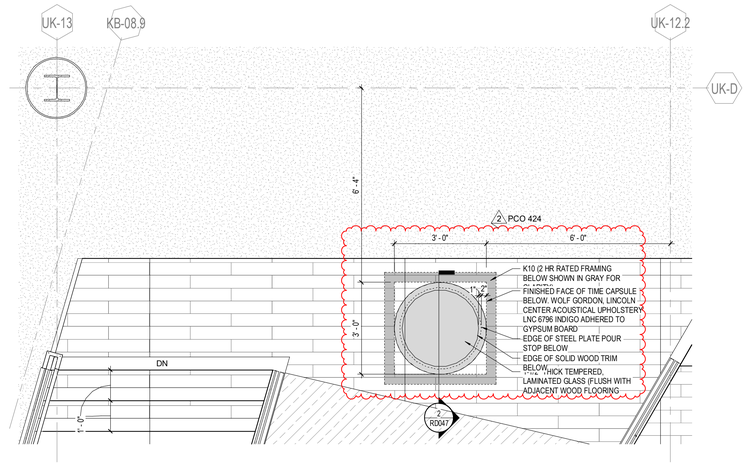

6 RD046 PCO 424.1 - SOCIAL STAIR C - ENLARGED PLAN TIME CAPSULE - REF DETAIL 1/A-5.15
1/2" = 1'-0"

UK - STUDENT CENTER RENOVATION AND EXPANSION BP#3 Lexington, Kentucky

RECORD DRAWING SUPPLEMENTAL DRAWINGS

CONTRACT DOCUMENTS

Job Number: 1404.00 | 11/18/19 | Drawn By: Author | Checked By: Checker | Revision: 2

No.	Description	Date
2	RFI, ASI, PCO, CO	2016-2018

RECORD DOCUMENTS
These Record Documents have been prepared based on information provided by others. The Contractor has verified the accuracy and/or completeness of this information and shall not be responsible for any errors or omissions that may be incorporated as a result of errors or omissions provided by others.
Omni ARCHITECTS — November 2019 — DATE

Omni ARCHITECTS
212 North Upper Street
Lexington, Kentucky 40507-1001
p.859.252.6664
www.omniarchitects.com

PERKINS + WILL
1315 Peachtree Street
Atlanta, Georgia 30309
p.404.837.2300
www.perkinswill.com

RD046

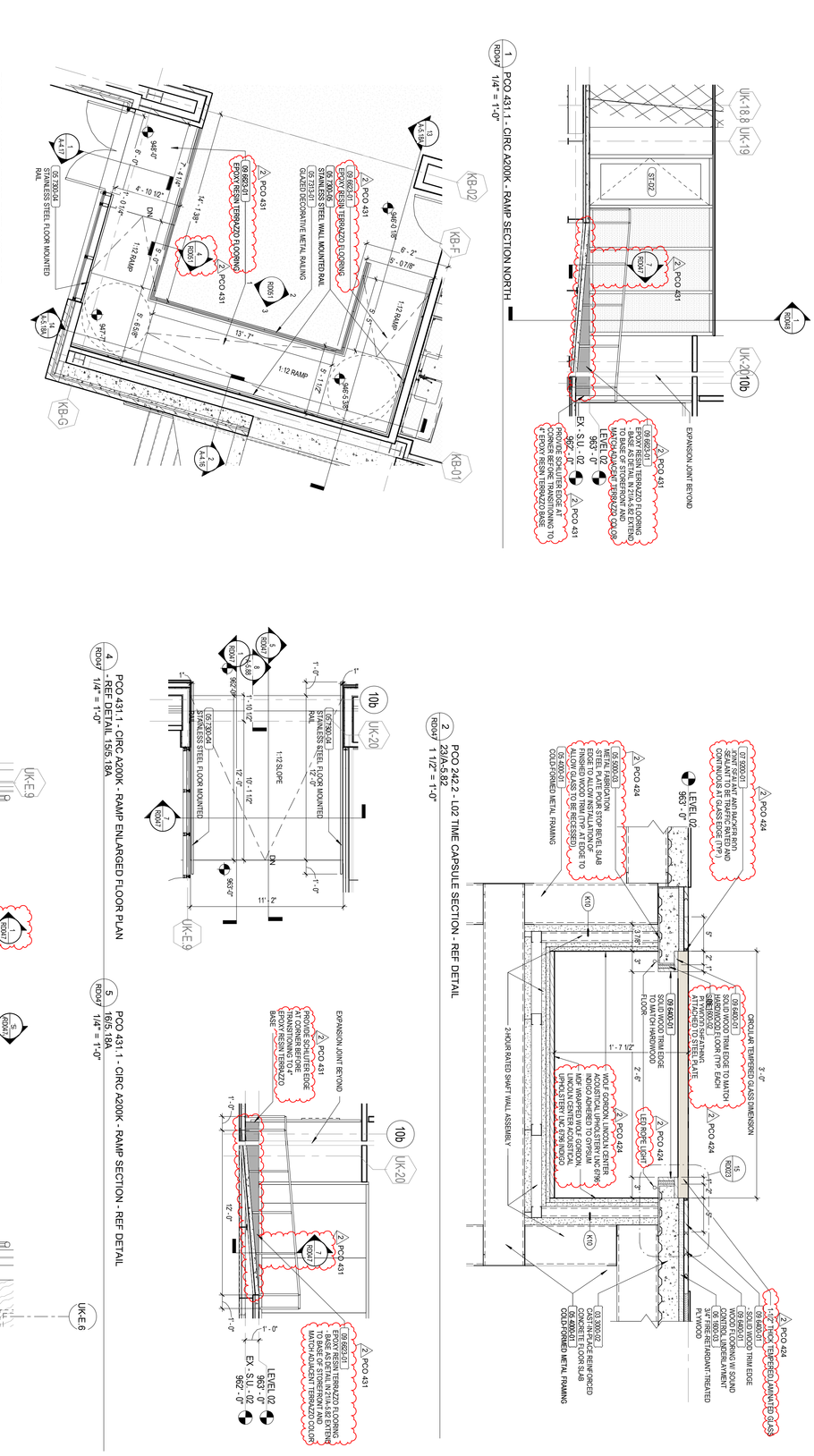

RD047

UK - STUDENT CENTER RENOVATION AND EXPANSION BP#3

Lexington, Kentucky

CONTRACT DOCUMENTS

RECORD DRAWING SUPPLEMENTAL DRAWINGS

Job Number: 1404.00 | 11/18/19 | Drawn By: Author | Checked By: Checker | Revision: 2

Omni ARCHITECTS
212 North Upper Street
Lexington, Kentucky 40507-1001
p 859.252.6664
www.omniarchitects.com

PERKINS + WILL
1315 Peachtree Street
Atlanta, Georgia 30309
p 404.837.2300
www.perkinswill.com

No.	Description	Date
2	RFI, ASI, PCO, CO	2016-2018

RECORD DOCUMENTS

These Record Documents have been prepared based on information provided by others. The Consultant has not verified the accuracy and/or completeness of this information and shall not be responsible for any errors or omissions that may be incorporated as a result of erroneous information provided by others.

Omni ARCHITECTS — November 2019 — DATE

MICHAEL W. JACOBS — No. 2368 — COMMONWEALTH OF KENTUCKY — ARCHITECT

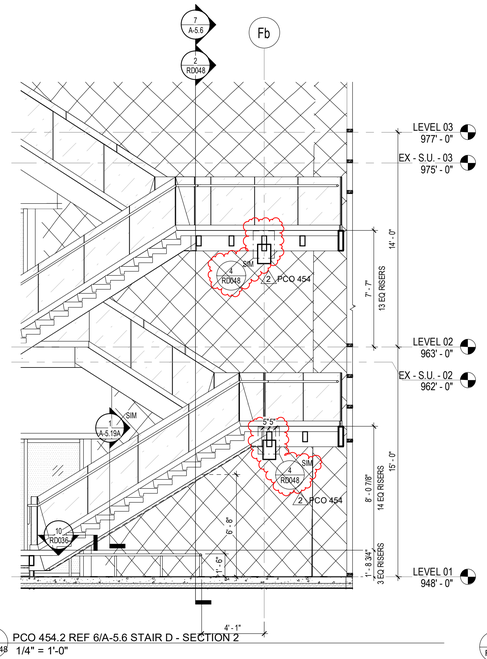

1 RD048 PCO 454.2 REF 6/A-5.6 STAIR D - SECTION 2
1/4" = 1'-0"

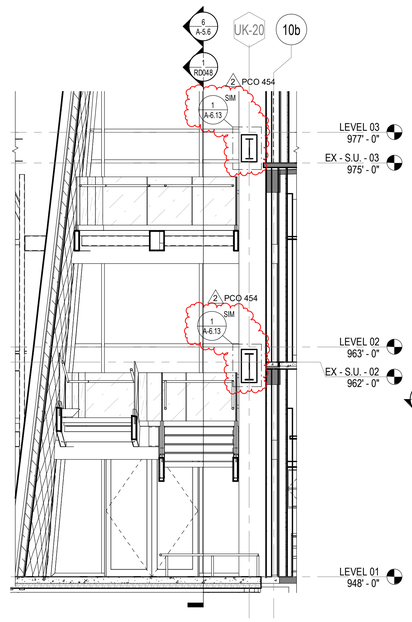

2 RD048 PCO 454.2 REF 7/5.6 STAIR D - SECTION 3
1/4" = 1'-0"

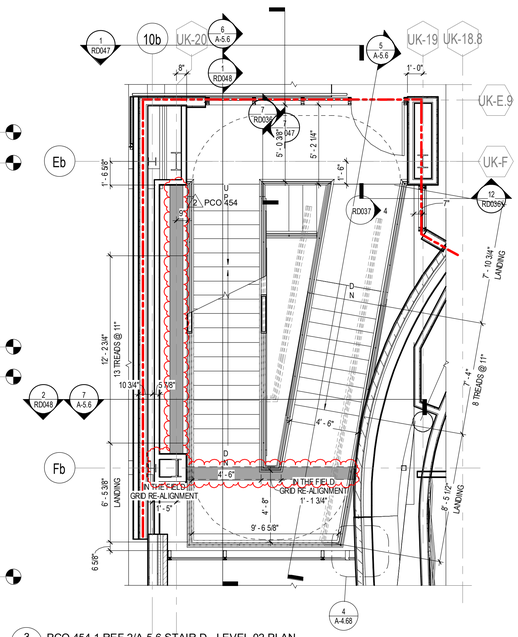

3 RD048 PCO 454.1 REF 2/A-5.6 STAIR D - LEVEL 02 PLAN
1/4" = 1'-0"

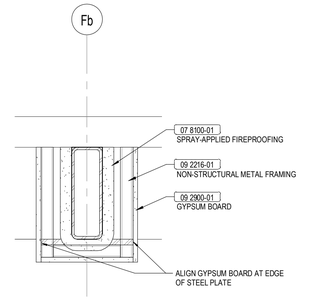

4 RD048 PCO 454.1 BEAM WRAP
1 1/2" = 1'-0"

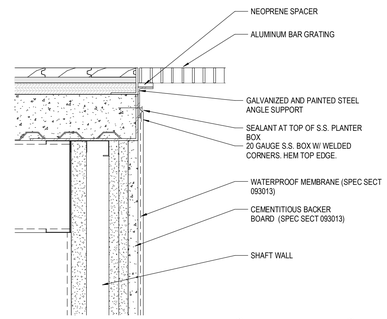

6 RD048 PCO 452.2 SOCIAL STAIR - PLANTER - REF SHEET A-5.19E
3" = 1'-0"

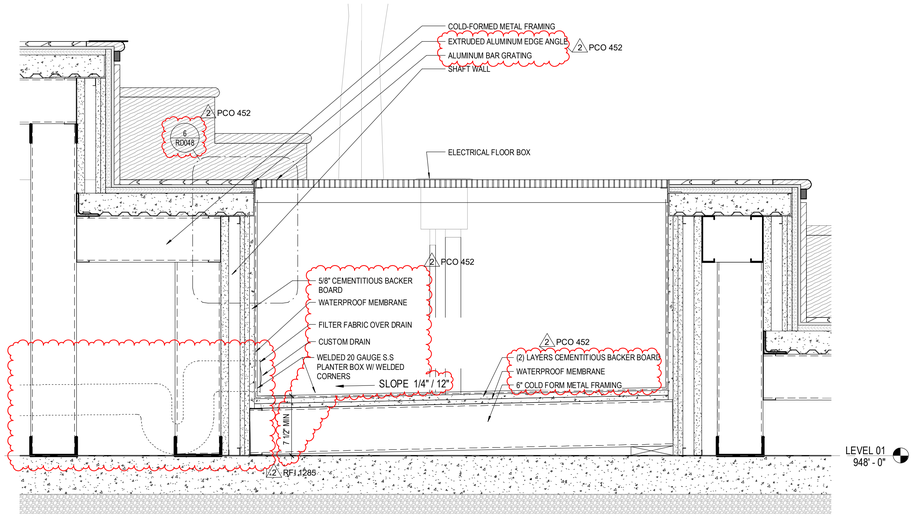

7 RD048 PCO 452.1 SOCIAL STAIR - PLANTER - REF SHEET A-5.19E
1 1/2" = 1'-0"

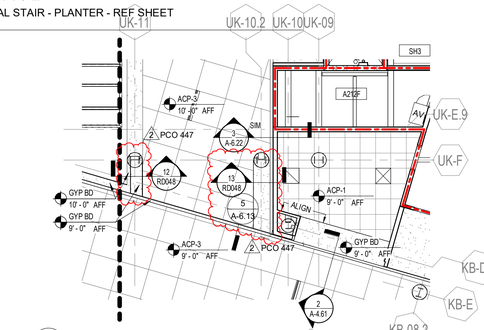

11 RD048 PCO 447.1 LEVEL 02 RCP - AREA F - REF SHEET A-6.2f
1/8" = 1'-0"

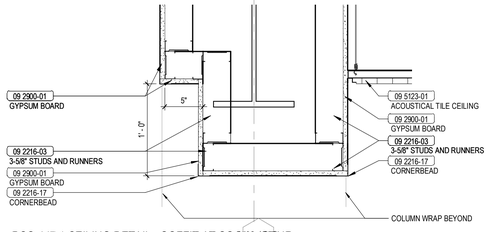

12 RD048 PCO 447.1 CEILING DETAIL - SOFFIT AT SOCIAL STAIR ATRIUM
1 1/2" = 1'-0"

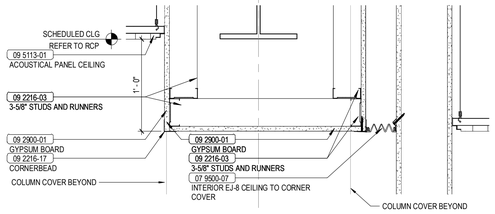

13 RD048 PCO 447.1 CEILING DETAIL SOFFIT AT EXPANSION JOINT
1 1/2" = 1'-0"

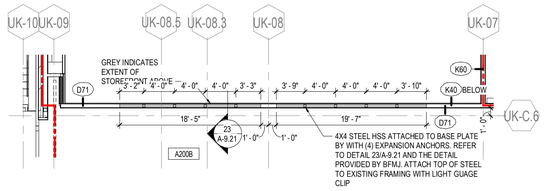

8 RD048 PCO 451.3 ENLARGED LEVEL 02 DIMENSION PLAN - AREA E - REF SHEET A-1.2e-d
1/8" = 1'-0"

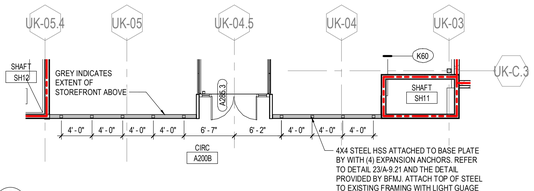

9 RD048 PCO 451.3
1/8" = 1'-0"

CMU NOTES PER STRUCTURAL SHEET F-0.03:

1. FILL CELLS OF BLOCAK AT VERTICAL REINFORCING AND BOND BEAMS AND WHERE INDICATED WITH 3/8" (MAX.) LARGE AGGREGATE CONCRETE WITH A MINIMUM COMPRESSIVE STRENGHT OF 2500 PSI AT 28 DAYS AND SHALL COMPLY WITH ASTM C476.

6. HORIZONTAL WIRE REINFORCING SHALL BE 9 GAUGE CONTINUOUS LADDER TYPE UNITS COMPLYING WITH ASTM A 82 AND SPACED @ 16" OC VERTICALLY, UNLESS NOTED OTHERWISE

7A. INTERIOR NON-BEARING MASONRY WALLS ARE INDICATED BY REFERENCE ONLY ON THE STRUCTURAL DRAWINGS. THE NON-BEARING WALLS AND THEIR SPECIFIC LOCATIONS, HEIGTH AND ADDITIONAL DIMENSIONAL INFORMATION IS SHOWN ON THE ARCHITECTURAL DRAWINGS . NON-BEARING WALLS SHALL BE VERTICALLY REINFORCED WITH CONTINUOUS #4 REBARS AT 4'-0" ON CENTER, UNLESS NOTED OTHERWISE. PROVIDE CONTINUOUS BOND BEAMS WITH 1-#5 AT THE TOPS OF ALL WALLS UNLESS NOTED OTHERWISE THE BOTTOM OF ALL WALLS SHALL BE ANCHORED TO THE FLOOR OR FOUNDATION WITH #4 DOWELS DRILLED AND EPOXIED WITH HILTI HY-200 ADHESIVE OR EQUAL INTO THE FLOOR OR FOUNDATION.

13. ALL CMU WALLS SHALL HAVE A BOND BEAM AT TOP AND BRACED AGAINST LATERAL MOVEMENT ACCORDING TO TYPICAL MASONRY DETAIL AND BRACING SHEET UNLESS NOTED OTHERWISE.

ADDITIONAL CMU NOTES PER BFMJ:

1. CMU MUST BE RUNNING BOND, AND HAVE AN ADDITIONAL BOND BEAM AT THE SLAB AND ANOTHER AT MID-HEIGHT OF THE CMU WALL. IN ADDITION TO THE ONE AT THE TOP OF THE WALL.

2. FOLLOW NOTE 7A (SEE ABOVE AND SHEET F-0.03) TO ANCHOR #4 BARS WITH 3" EMBEDMENT INTO THE SLAB.

3. ADDITIONAL VERTICAL REINFORCEMENT AT THE FIRST AND LAST CELL (START AND END) OF THE WALL, AND IN-BETWEEN AT 4'-0" O.C. OR LESS.

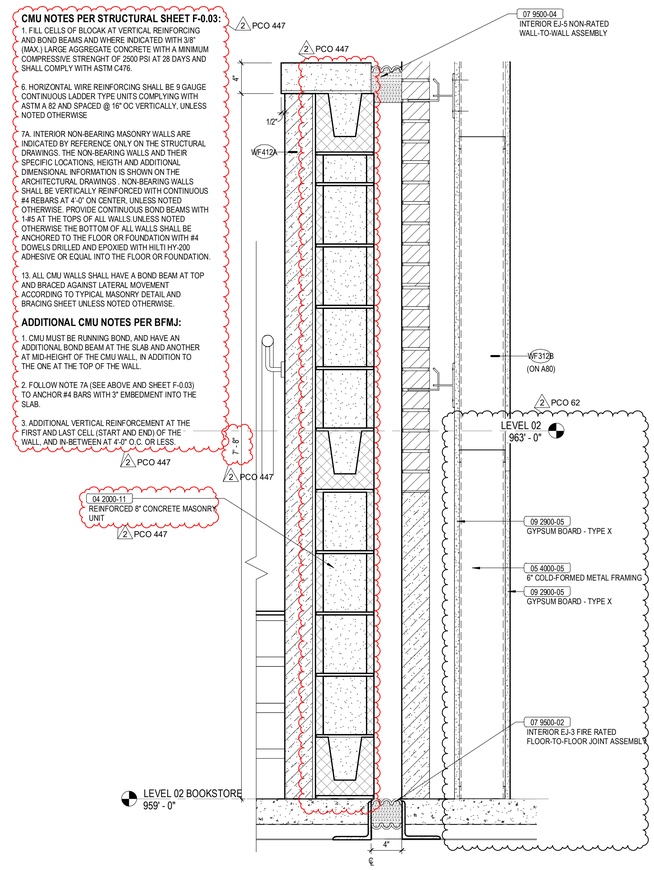

10 RD048 PCO 447.2 STAIR A200A - SECTION - EXPANSION JOINT - REF DETAIL 12/A-5.11
1 1/2" = 1'-0"

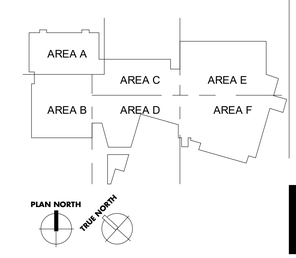

UK - STUDENT CENTER RENOVATION AND EXPANSION BP#3 Lexington, Kentucky

Job Number: 1404.00 | 11/19/19 | Drawn By: Author | Checked By: Checker | Revision: 2

No.	Description	Date
2	RFI, ASI, PCO, CO	2016-2018

RECORD DOCUMENTS
These Record Documents have been prepared based on information provided by others and shall not be verified the accuracy and/or completeness of this information and shall not be responsible for any errors or omissions that may be incorporated as a result of inaccurate or incomplete information provided by others.
Omni Architects — November 2019

PERKINS + WILL
1315 Peachtree Street
Atlanta, Georgia 30309
p 404.837.2300
www.perkinswill.com

Omni Architects
212 North Upper Street
Lexington, Kentucky 40507
p 859.252.6664
www.omniarchitects.com

RECORD DRAWING SUPPLEMENTAL DRAWINGS

RECORD DRAWINGS

RD048

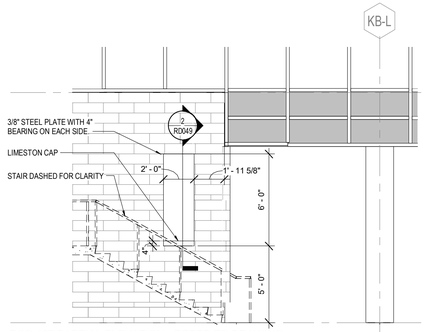

1 RD049 PCO 467 PARTIAL ELEVATION - REFER TO DRAWING 2/A-2.20
1/4" = 1'-0"

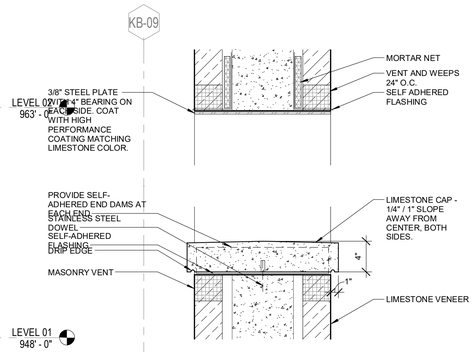

2 RD049 PCO 467 SECTION AT OPENING IN LIMESTONE
1 1/2" = 1'-0"

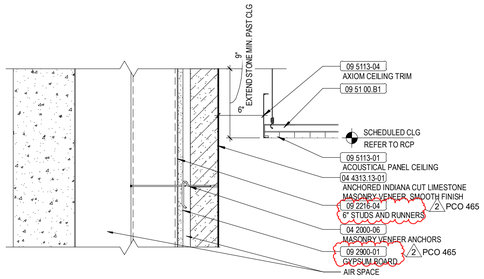

3 RD049 PCO 465.2 - PCO 465.1 - LIMESTONE WALL AT ACT
1 1/2" = 1'-0"

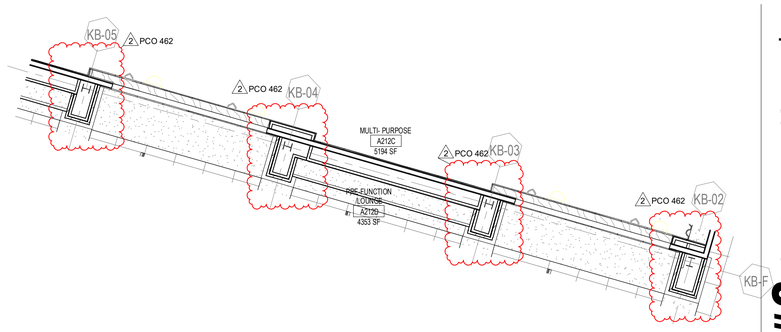

4 RD049 PCO 462
1/8" = 1'-0"

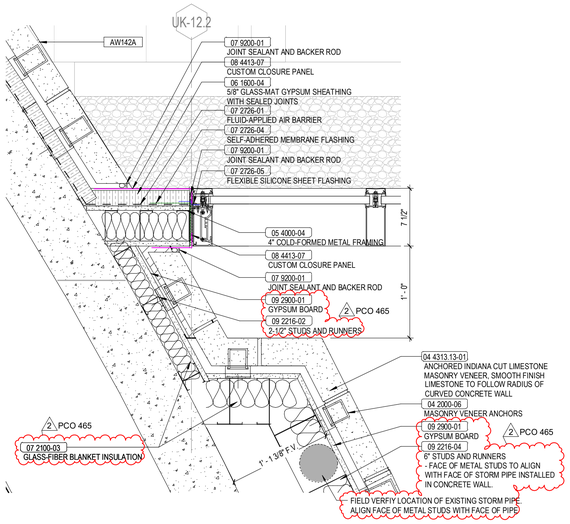

5 RD049 PCO 465.1 ENLARGED PLAN DETAIL AT CURTIANWALL JAMB
1 1/2" = 1'-0"

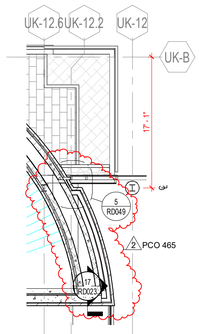

6 RD049 PCO 465.1 LEVEL O2 DIMENSION PLAN - REF 1/A-1.2c-d
1/8" = 1'-0"

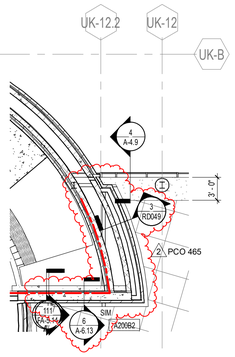

7 RD049 PCO 465.1 LEVEL O2 RCP - REF 1/ A-6.2c-d
1/8" = 1'-0"

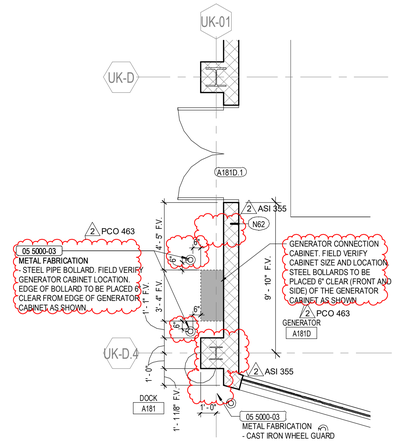

8 RD049 PCO 463
1/4" = 1'-0"

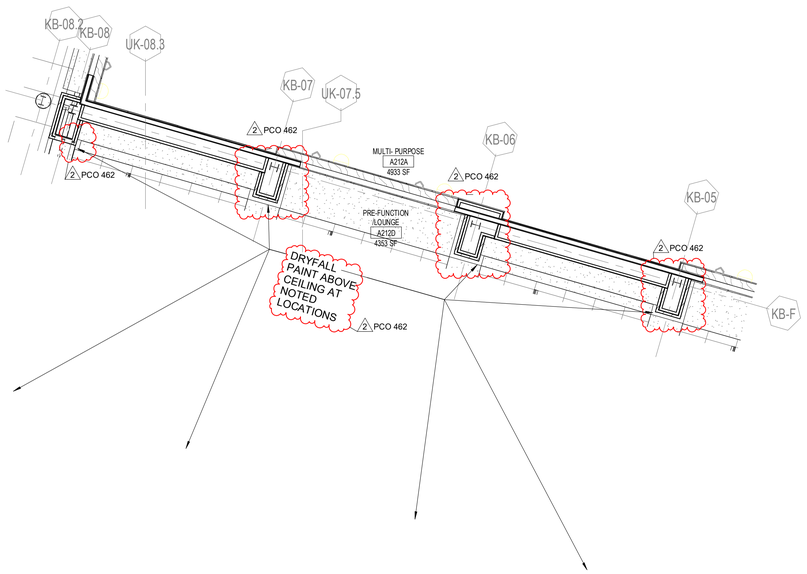

9 RD049 PCO 462 ENLARGED LEVEL O2 DIMENSION PLAN - AREA F - REF 1/A-1.2f-d
1/8" = 1'-0"

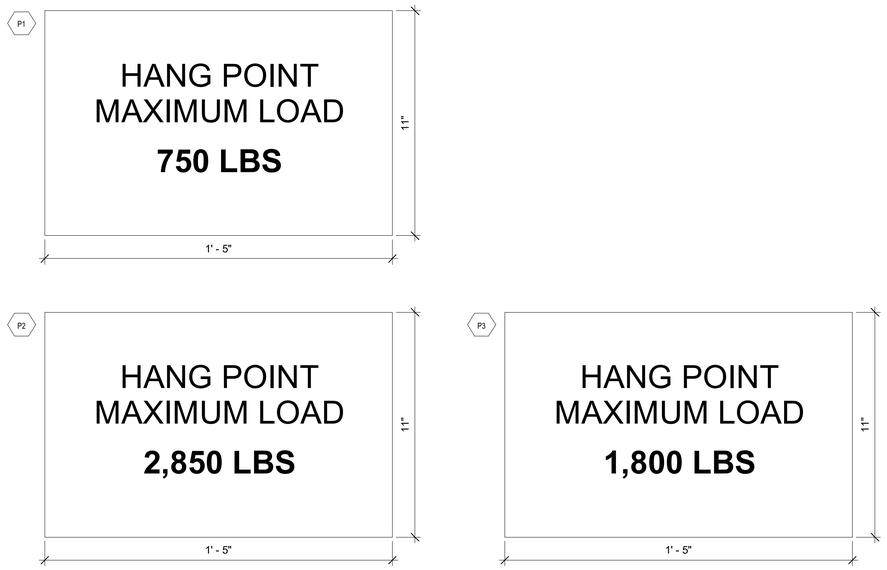

10 RD049 PCO 457 HANG POINT SIGNAGE
4" = 1'-0"

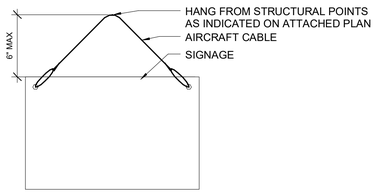

11 RD049 PCO 457 SIGNAGE INSTALLATION
2" = 1'-0"

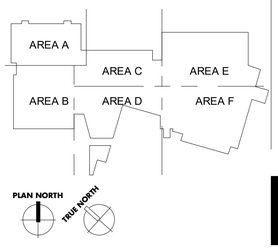

UK - STUDENT CENTER RENOVATION AND EXPANSION BP#3

Lexington, Kentucky

RECORD DRAWING SUPPLEMENTAL DRAWINGS

RECORD DRAWINGS

RD049

Job Number: 1404.00 | 11/19/19 | Drawn By: Author | Checked By: Checker | Revision: 2

No.	Description	Date
2	RFI, ASI, PCO, CO	2016-2018

RECORD DOCUMENTS
These Record Documents have been prepared based on information provided by others. The Contractor is responsible for the accuracy and/or completeness of this information and shall not be responsible for any errors or omissions that may be incorporated as a result of inaccurate or incomplete information provided by others.
Omni ARCHITECTS
November 2019
DATE

Omni ARCHITECTS
212 North Upper Street
Lexington, Kentucky 40507
p. 859.252.6664
www.omniarchitects.com

PERKINS + WILL
1315 Peachtree Street
Atlanta, Georgia 30309
p. 404.837.2300
www.perkinswill.com

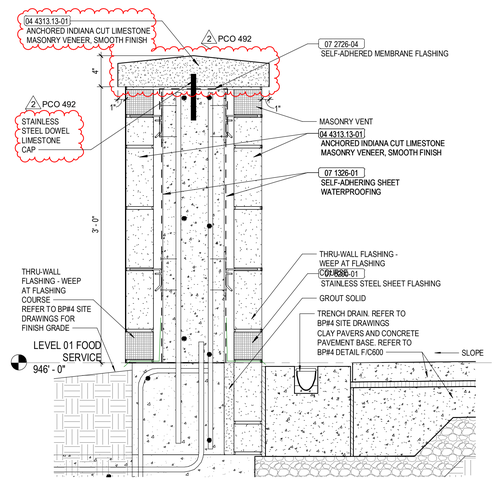

1 RD050 PCO 492.1 AYCE PATIO SITE WALL SECTION
1 1/2" = 1'-0"

SIGN NOTING FIRE ALARM PANEL

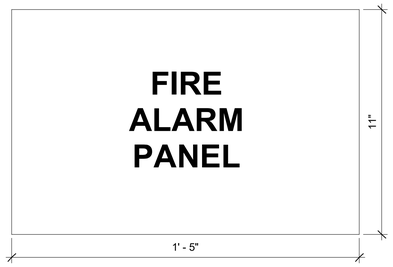

SIGN DIRECTIONING TO PUMP ROOM



SIGN NOTING BUILDING ADDRESS - SIDE 1

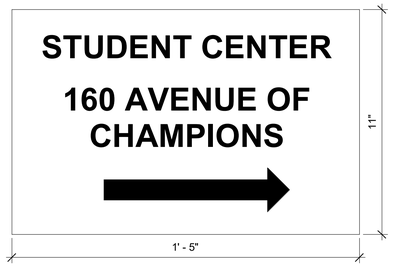

SIGN NOTING BUILDING ADDRESS - SIDE 2

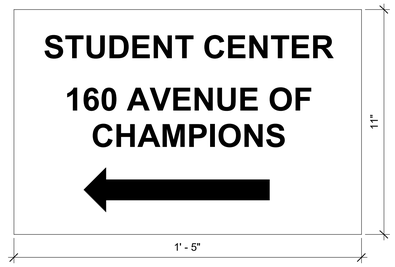

SIGN DIRECTIONING TO PUMP ROOM

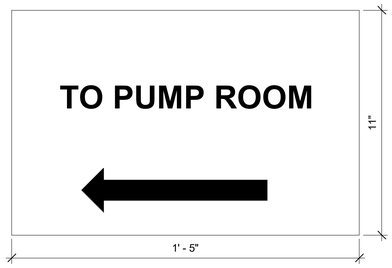

SIGN DIRECTIONING TO PUMP ROOM

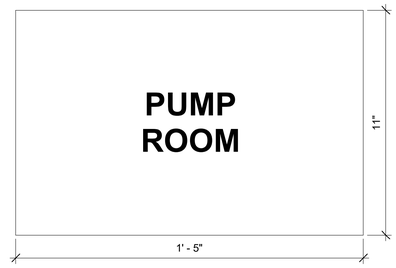

SIGN NOTING RESIDENTIAL DINING MAIN ENTRY - SIDE 1

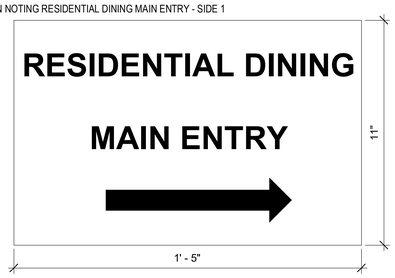

SIGN NOTING RESIDENTIAL DINING MAIN ENTRY - SIDE 2

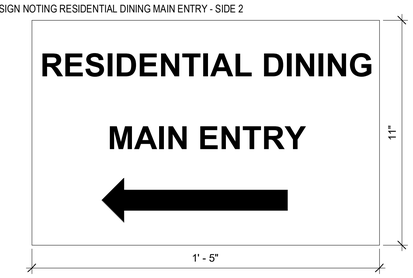

2 RD050 PCO 481.2 PHASE 1 TEMPORARY INTERIOR SIGNAGE
4" = 1'-0"

3 RD050 PCO 481.1 PHASE 1 TEMPORARY EXTERIOR SIGNAGE
4" = 1'-0"

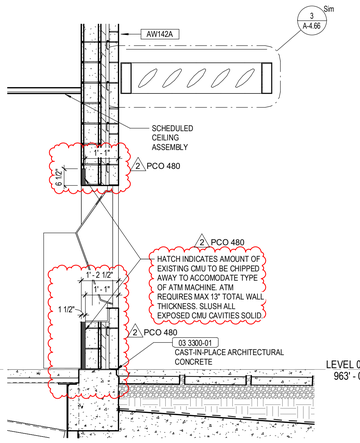

4 RD050 PCO 480.2 TYP. SECTION AT ATMS - REF DRAWING 3/A-4.14
1/2" = 1'-0"

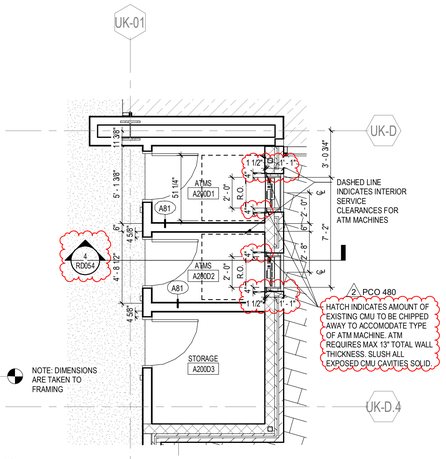

5 RD050 PCO 480.1 ATM LOCATIONS - REF DRAWING A-1.2e-d
1/4" = 1'-0"

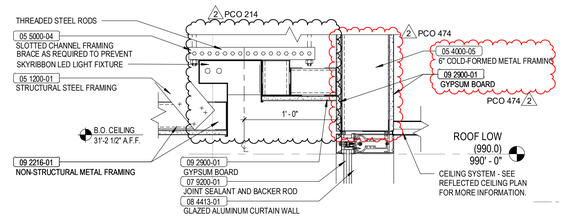

6 RD050 PCO 474.2 AREA E N. ENTRY VESTIBULE CURTAINWALL
1 1/2" = 1'-0"

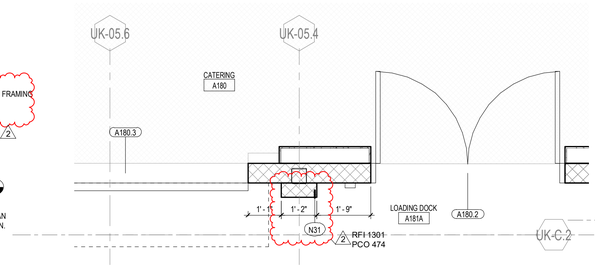

7 RD050 PCO 474.1 ENLARGED LEVEL 01 FLOOR PLAN - AREA E
1/2" = 1'-0"

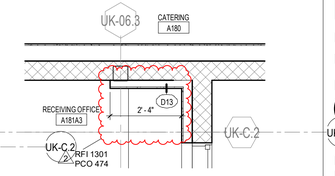

8 RD050 PCO 474.1 ENLARGED LEVEL 01 FLOOR PLAN - AREA E COPY
1/2" = 1'-0"

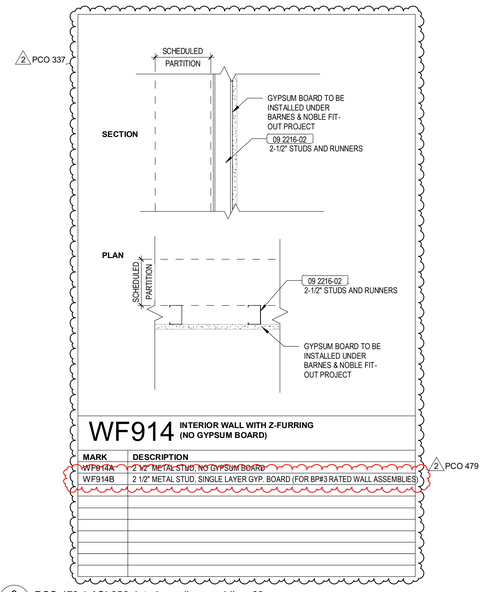

9 RD050 PCO 479.1 ASI 356_Interior wall assemblies_03
1 1/2" = 1'-0"

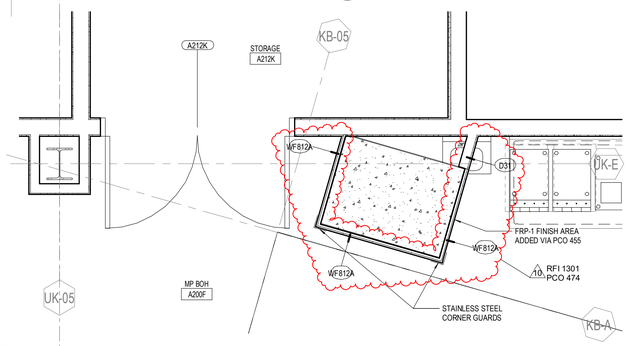

10 RD050 PCO 474.1 ENLARGED LEVEL 02 FLOOR PLAN - AREA F
1/2" = 1'-0"

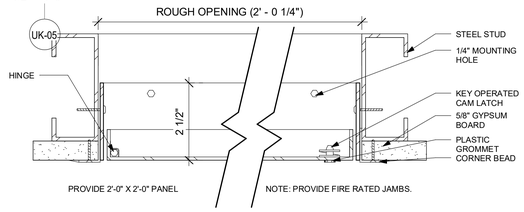

11 RD050 PCO 470 ACCESS PANEL DETAIL
6" = 1'-0"

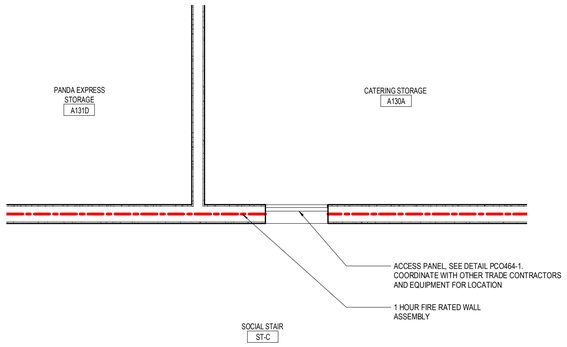

12 RD050 PCO 470 ENLARGED LEVEL 01 FLOOR PLAN - AREA C - ACCESS PANEL
1/2" = 1'-0"

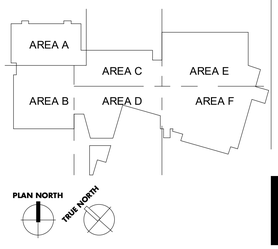

UK - STUDENT CENTER RENOVATION AND EXPANSION BP#3

Lexington, Kentucky

RECORD DRAWING SUPPLEMENTAL DRAWINGS

RECORD DRAWINGS

RD050

Job Number: 1404.00 | 11/19/19 | Drawn By: Author | Checked By: Checker | Revision: 10

No.	Description	Date
2	RFI_ASI_PCO_CO	2018-2019
10	Structural ASI	Date 9

PERKINS + WILL
1315 Peachtree Street
Atlanta, Georgia 30309
p 404.837.2300
www.perkinswill.com

Omni ARCHITECTS
212 North Upper Street
Lexington, Kentucky 40507
p 859.252.0664
www.omniarchitects.com

RECORD DOCUMENTS
These Record Documents have been prepared based on information provided by other parties. The Contractor is cautioned that the accuracy and/or completeness of this information and shall not be responsible for any errors or omissions that may be incorporated as a result of such information provided by other parties.
Omni ARCHITECTS November 2019 DATE

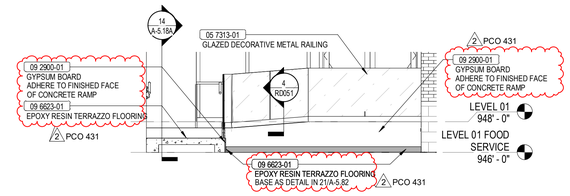

1 RD051 PCO 435.1 - AYCE OUTSIDE ENTRANCE RAMP SECTION
1/4" = 1'-0"

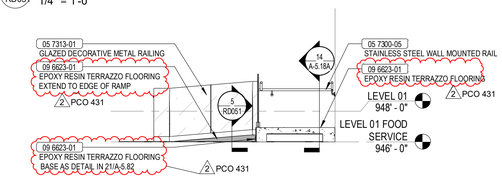

2 RD051 PCO 431.5 - AYCE OUTSIDE ENTRANCE RAMP SECTION
1/4" = 1'-0"

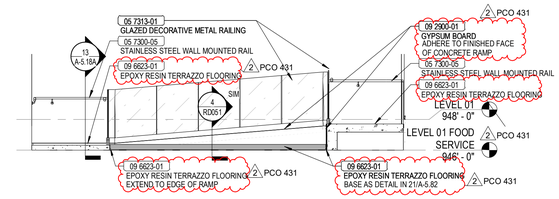

3 RD051 PCO 435.1 - AYCE OUTSIDE ENTRANCE RAMP SECTION
1/4" = 1'-0"

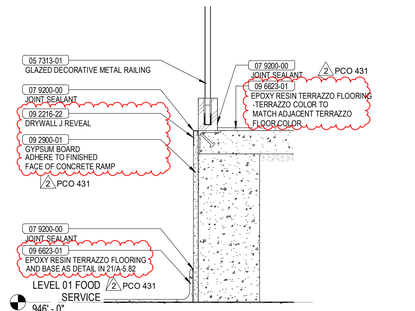

4 RD051 PCO 435.1 - AYCE OUTSIDE ENTRANCE RAMP EDGE DETAIL
1 1/2" = 1'-0"

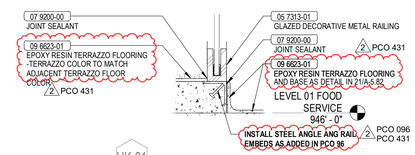

5 RD051 PCO 435.1 - AYCE OUTSIDE ENTRANCE RAMP EDGE DETAIL
1 1/2" = 1'-0"

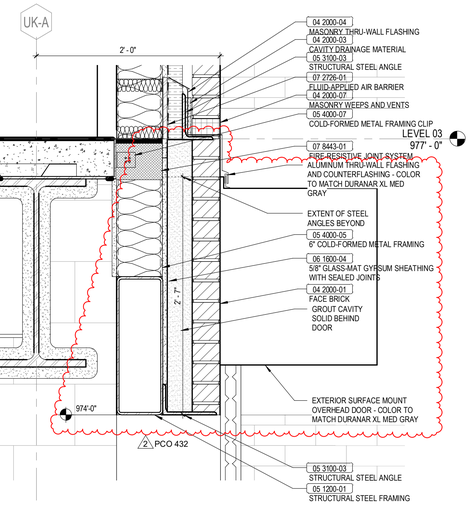

7 RD051 PCO 432.2 - SECTION DETAIL - REF DRAWING 4/A-4.53
1 1/2" = 1'-0"

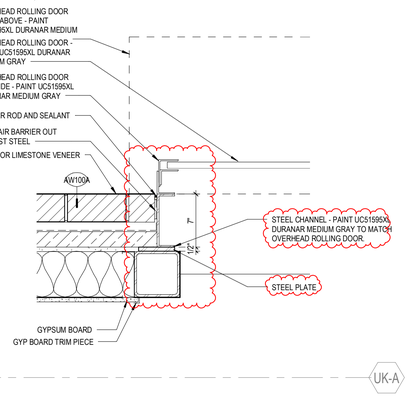

6 RD051 PCO 432.1 - JAMB DETAIL AT LOADING DOCK
1 1/2" = 1'-0"

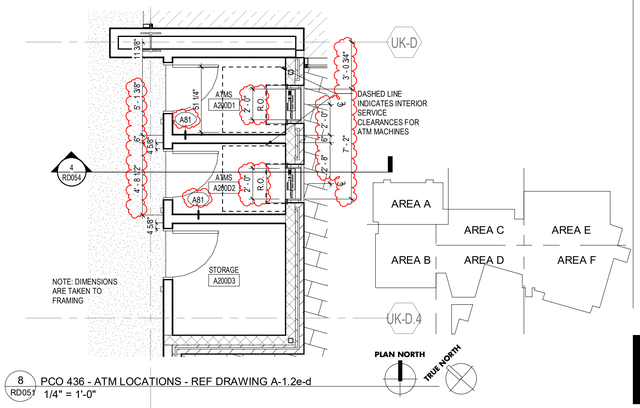

8 RD051 PCO 436 - ATM LOCATIONS - REF DRAWING A-1.2e-d
1/4" = 1'-0"

UK - STUDENT CENTER RENOVATION AND EXPANSION BP#3 Lexington, Kentucky

Job Number: 1404.00 | 11/19/19 | Drawn By: Author | Checked By: Checker | Revision: 10

No.	Description	Date
2	RFI_ASI_PCO_CO	2018-2019
10	Structural ASI	Date 9

RECORD DOCUMENTS
These Record Documents have been prepared based on information provided by other consultants and unverified the accuracy and/or completeness of this information and shall not be responsible for any errors or omissions that may be incorporated as a result of erroneous information provided by others.

Omni ARCHITECTS
November 2019
DATE

PERKINS + WILL
1315 Peachtree Street
Atlanta, Georgia 30309
p 404.837.2300
www.perkinswill.com

Omni ARCHITECTS
212 North Upper Street
Lexington, Kentucky 40507
p. 859.252.0664
www.omniarchitects.com

RECORD DRAWING SUPPLEMENTAL DRAWINGS

RECORD DRAWINGS

RD051

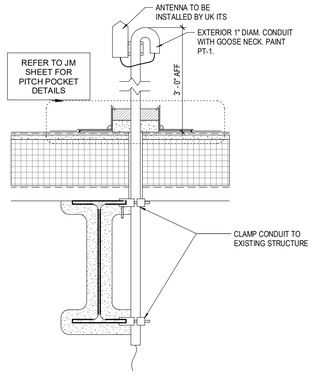

1 RD052 PCO 505 - ANTENNA ROOF PENETRATION DETAIL
1 1/2" = 1'-0"

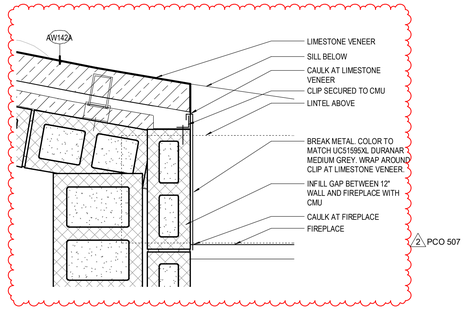

2 RD052 PCO 507 FIREPLACE JAMB DETAIL
1 1/2" = 1'-0"

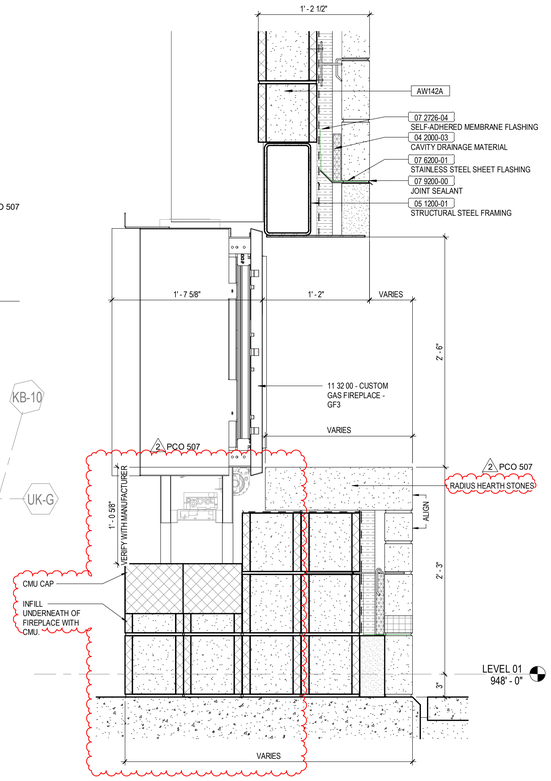

3 RD052 PCO 507 - WALL SECTION - FIRE PLACE GF3
1 1/2" = 1'-0"

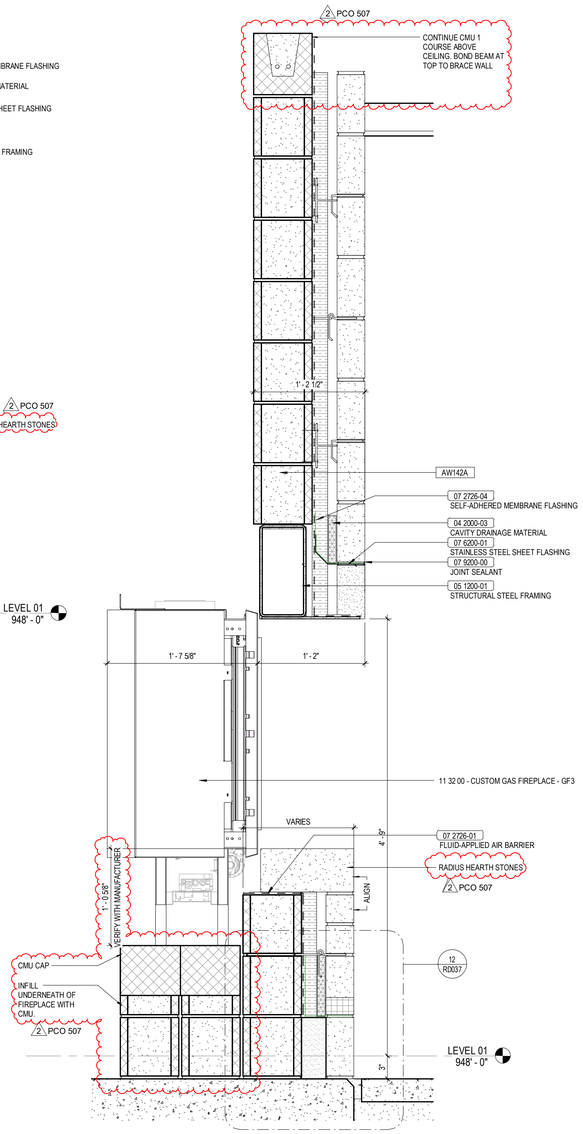

4 RD052 PCO 507 - WALL SECTION - FIRE PLACE GF3
1 1/2" = 1'-0"

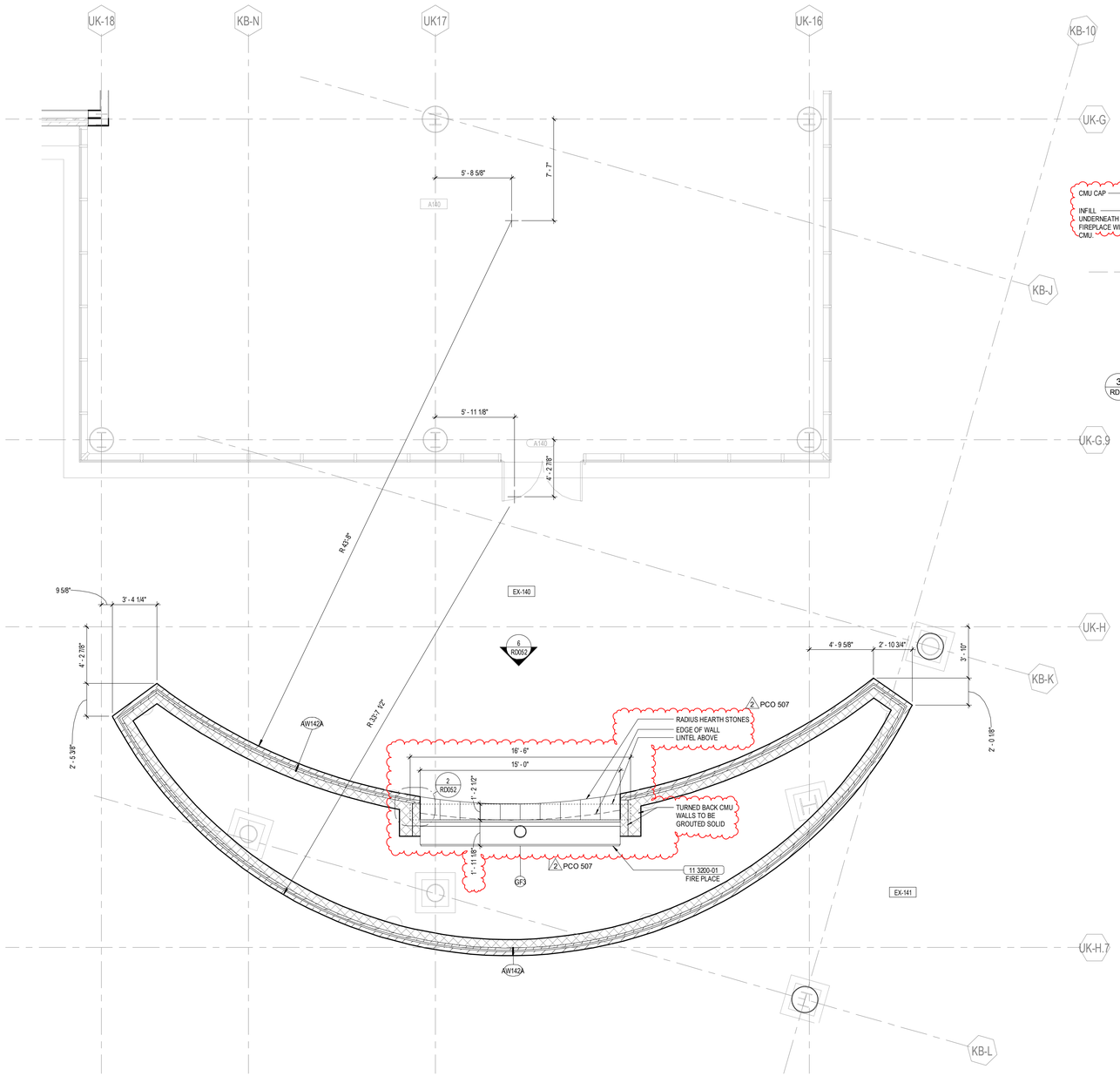

5 RD052 PCO 507 - ENLARGED LEVEL 01 DIMENSION PLAN - AREA D (948'-0") REFER TO A-1.1d
1/4" = 1'-0"

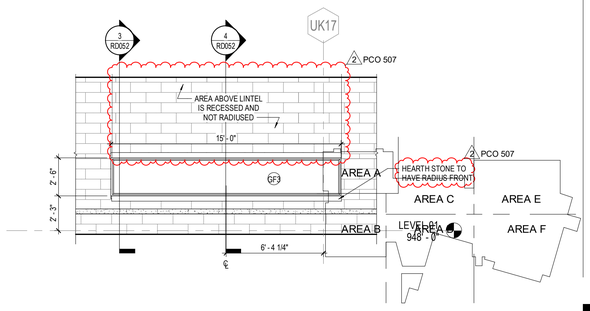

6 RD052 PCO 507 - FIRE PLACE ELEVATION - GF3
1/4" = 1'-0"

PLAN NORTH
TRUE NORTH

UK - STUDENT CENTER RENOVATION AND EXPANSION BP#3 Lexington, Kentucky

Job Number: 1404.00 | 11/18/19 | Drawn By: Author | Checked By: Checker | Revision: 2

No.	Description	Date
2	RFI, ASI, PCO, CO	2016-2018

RECORD DOCUMENTS
These Record Documents have been prepared based on information provided by other parties. Omni has not verified the accuracy and/or completeness of this information and shall not be responsible for any errors or omissions that may be incorporated as a result of reliance on information provided by others.
Omni ARCHITECTS
November 2019
DATE

PERKINS + WILL
1315 Peachtree Street
Atlanta, Georgia 30309
p.404.837.2300
www.perkinswill.com

Omni ARCHITECTS
212 North Upper Street
Lexington, Kentucky 40507
p. 859.252.6664
www.omniarchitects.com

RECORD DRAWING SUPPLEMENTAL DRAWINGS

RECORD DRAWINGS

RD052

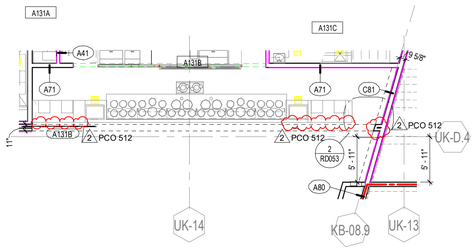

1 RD053 PCO 512.2 - ENLARGED LEVEL 01 DIMENSION PLAN - AREA C (948'-0") PANDA EXPRESS
1/8" = 1'-0"

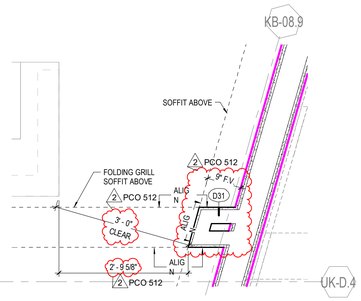

2 RD053 PCO 512 ENLARGED LEVEL 01 DIMENSION PLAN - AREA C (948'-0") PANDA EXPRESS FOLDING GRILL FRAMING
3/4" = 1'-0"

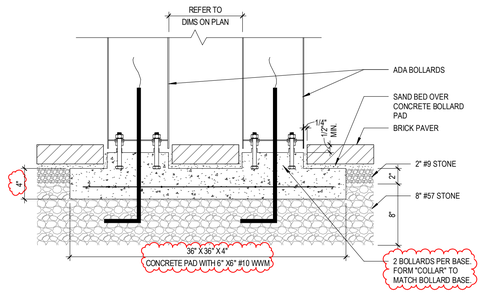

3 RD053 PCO 524 BOLLARD BASE DETAIL IN BARKER PLAZA
1 1/2" = 1'-0"

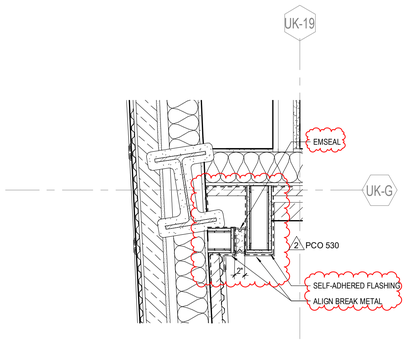

4 RD053 PCO 530 PLAN DETAIL AT D1 EXPOSED COLUMN
1" = 1'-0"

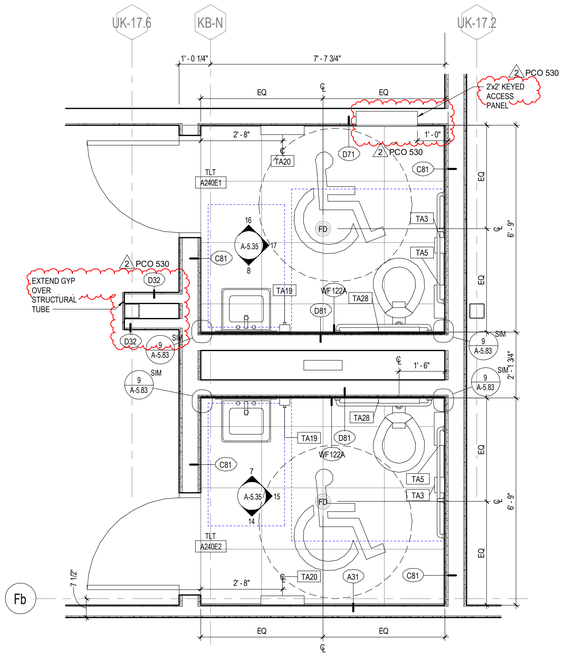

5 RD053 PCO 530 TLT A240E1/E2 - ENLARGED FLOOR PLAN - REF DRAWING 1/A-5.35
1/2" = 1'-0"

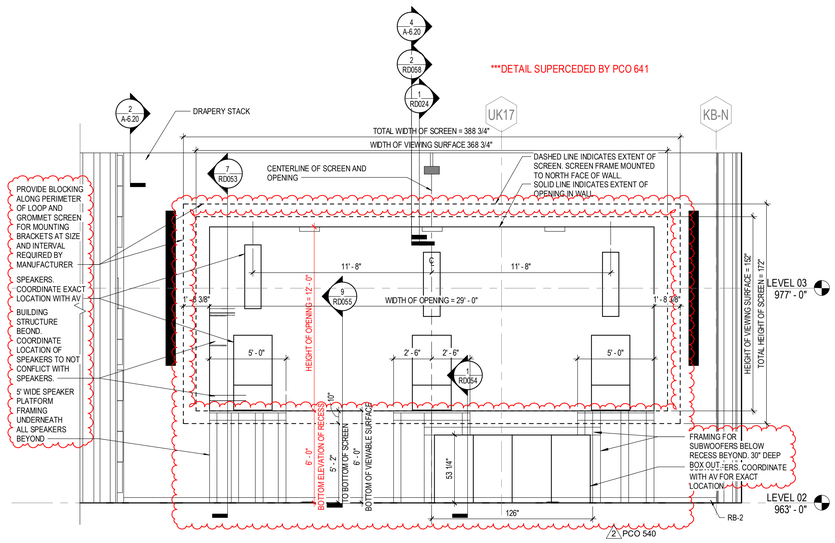

6 RD053 PCO 540 CINEMA A240 - S ELEV - REF DRAWING 3/A-5.78
1/4" = 1'-0"

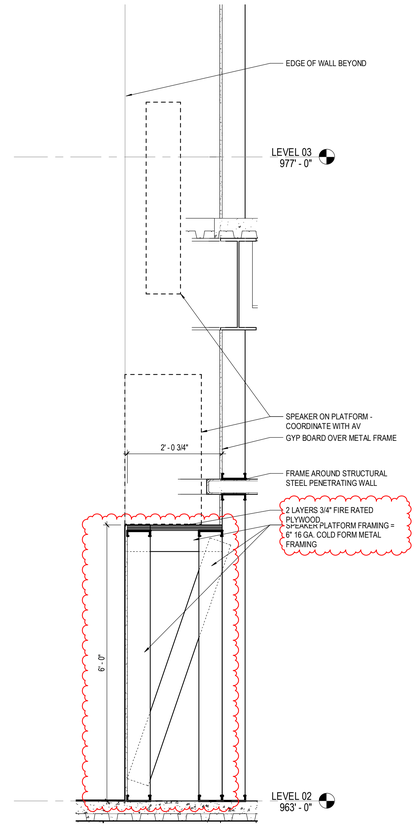

7 RD053 PCO 540 SPEAKER PLATFORM AND BLOCKING DETAIL
3/4" = 1'-0"

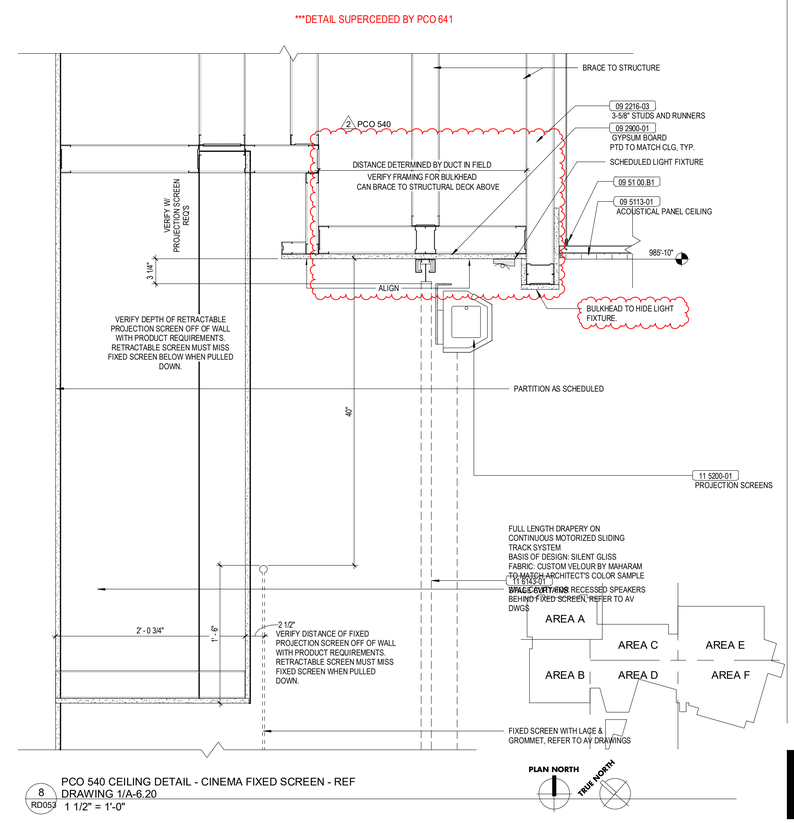

8 RD053 PCO 540 CEILING DETAIL - CINEMA FIXED SCREEN - REF DRAWING 1/A-6.20
1 1/2" = 1'-0"

UK - STUDENT CENTER RENOVATION AND EXPANSION BP#3 Lexington, Kentucky

Job Number: 1404.00 | Drawn By: Author | 11/18/19 | Checked By: Checker | Revision: 10

RECORD DRAWING SUPPLEMENTAL DRAWINGS

No.	Description	Date
2	HFI, ASI, PCO, CO	2016-2018
10	Structural ASI	Date 9

RECORD DOCUMENTS
These Record Documents have been prepared based on information provided by others and have not been verified the accuracy and/or completeness of this information and shall not be responsible for any errors or omissions that may be incorporated as a result of errors or omissions provided by others.
Omni Architects — November 2019 — DATE

PERKINS + WILL
1315 Peachtree Street
Atlanta, Georgia 30309
p. 404.837.2300
www.perkinswill.com

Omni Architects
212 North Upper Street
Lexington, Kentucky 40507
p. 859.252.6664
www.omniarchitects.com

RECORD DRAWINGS

RD053

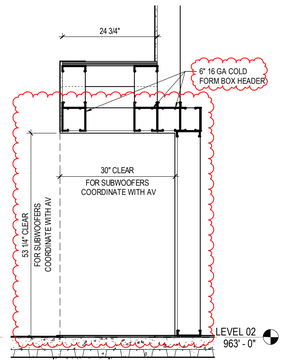

1 RD054 PCO 540 SUBWOOFER FRAMING DETAIL
3/4" = 1'-0"

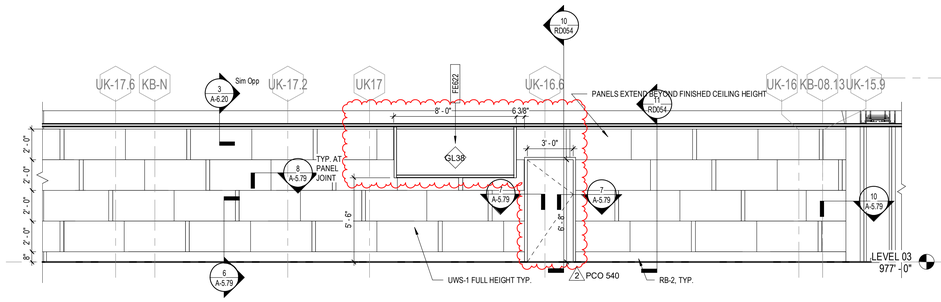

2 RD054 PCO 540 CINEMA A240 - N ELEV - REF DRAWING 2/A-5.78
1/4" = 1'-0"

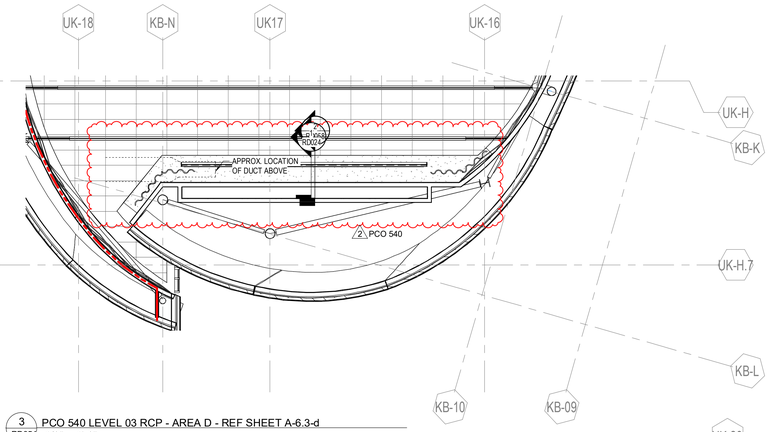

3 RD054 PCO 540 LEVEL 03 RCP - AREA D - REF SHEET A-6.3-d
1/8" = 1'-0"

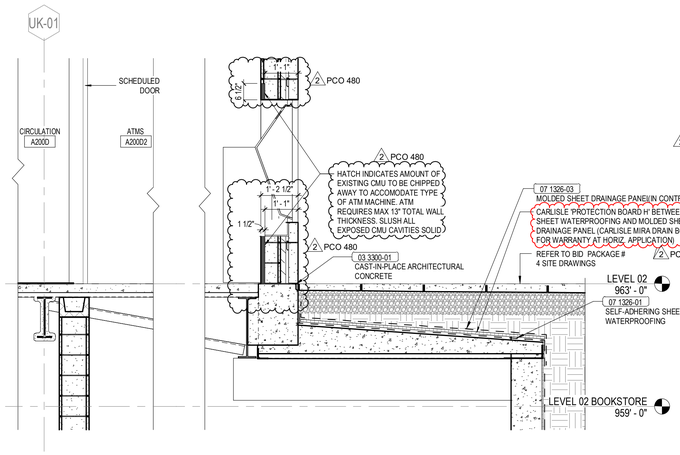

4 RD054 PCO 550 WALL SECTION - REF 3/A-4.14
1/2" = 1'-0"

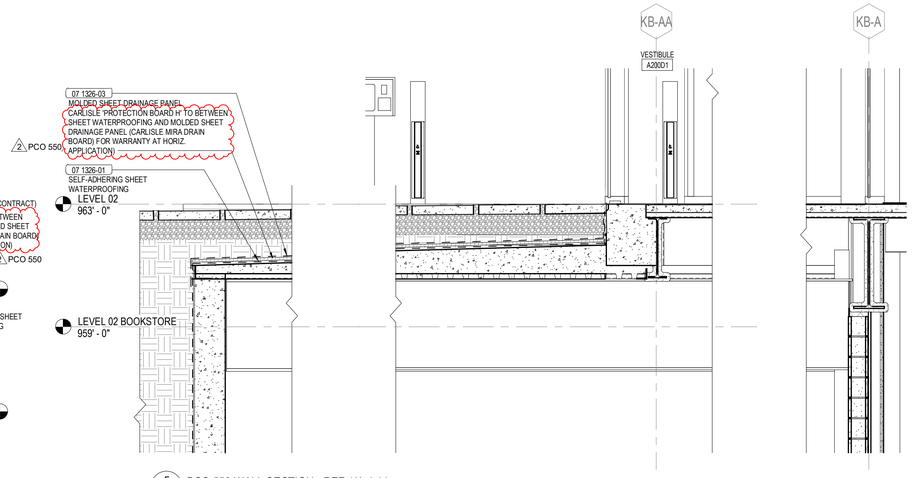

5 RD054 PCO 550 WALL SECTION - REF 1/A-4.14
1/2" = 1'-0"

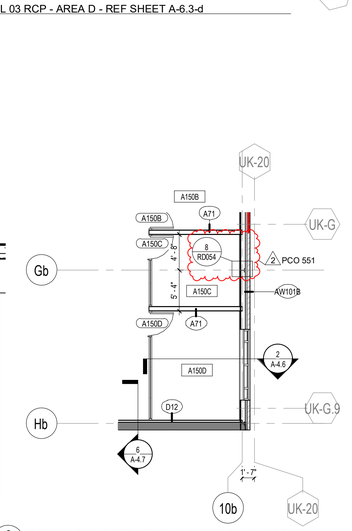

6 RD054 PCO 551 ENLARGED LEVEL 01 FLOOR PLAN - AREA B
1/8" = 1'-0"

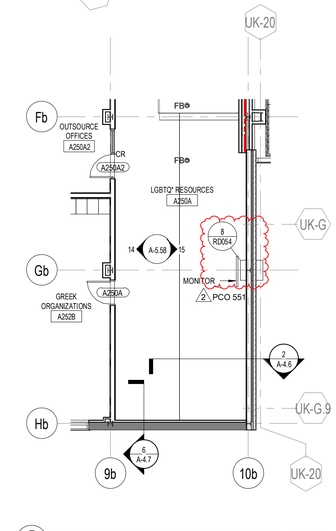

7 RD054 PCO 551 ENLARGED LEVEL 02 FLOOR PLAN - AREA B
1/8" = 1'-0"

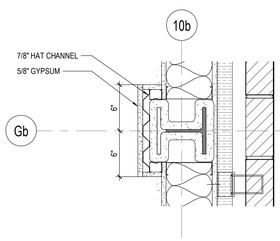

8 RD054 PCO 551 COLUMN WRAP DETAIL
1 1/2" = 1'-0"

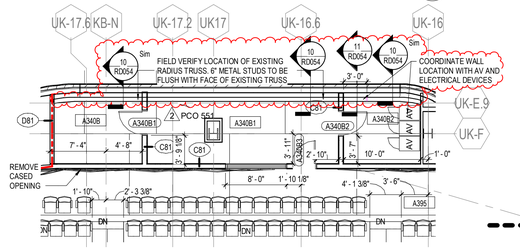

9 RD054 PCO 551 ENLARGED LEVEL 03 DIMENSION PLAN - AREA D (963'-0") - REF SHEET A-1.3d-d
1/8" = 1'-0"

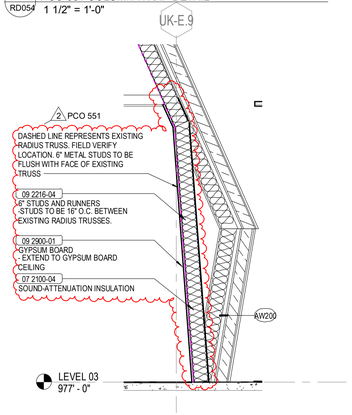

10 RD054 PCO 551 WALL SECTION - TYP. CINEMA PROJECTOR BOH
1/2" = 1'-0"

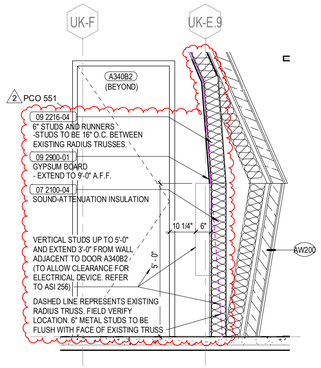

11 RD054 PCO 551 WALL SECTION - CINEMA AV A340B2
1/2" = 1'-0"

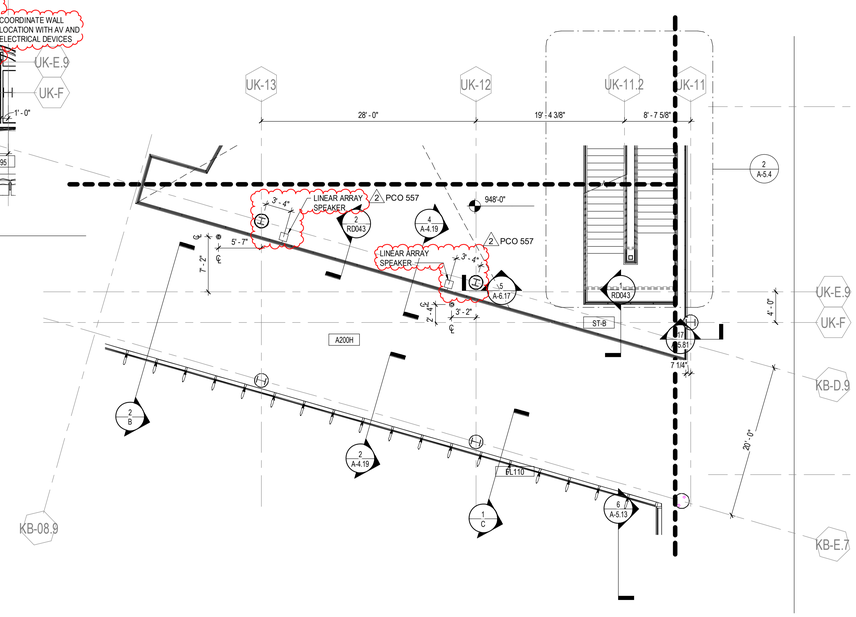

12 RD054 PCO 557 ENLARGED LEVEL 02 DIMENSION PLAN - AREA D - REF SHEET A-1.2d-d
1/8" = 1'-0"

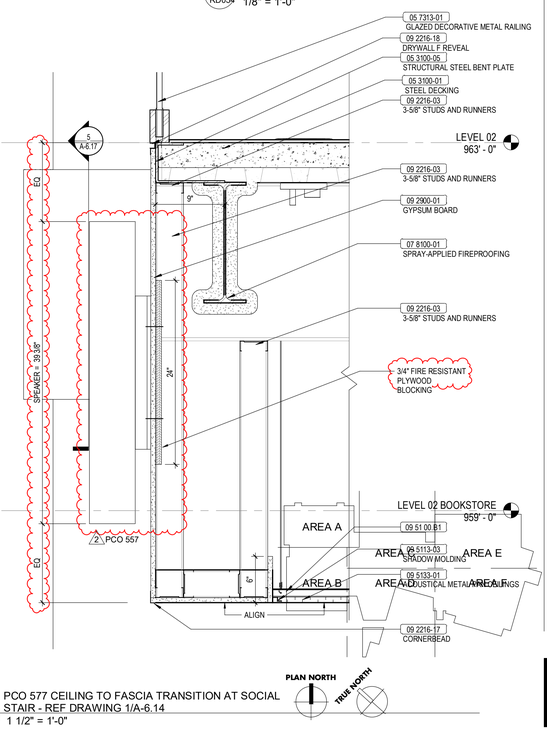

13 RD054 PCO 577 CEILING TO FASCIA TRANSITION AT SOCIAL STAIR - REF DRAWING 1/A-6.14
1 1/2" = 1'-0"

PLAN NORTH
TRUE NORTH

UK - STUDENT CENTER RENOVATION AND EXPANSION BP#3

Lexington, Kentucky

RECORD DRAWING SUPPLEMENTAL DRAWINGS

RECORD DRAWINGS

RD054

Revision: 10
Checked By: Checker
Drawn By: Author
Job Number: 1404.00
11/18/19

RECORD DOCUMENTS
These Record Documents have been prepared based on information provided by others. The Consultant has not verified the accuracy and/or completeness of this information and shall not be responsible for any errors or omissions that may be incorporated as a result of inaccurate information provided by others.
Omni ARCHITECTS — November 2019 — DATE

No.	Description	Date
2	HR1, ASI, PCO, CO	2018-02018
10	Structural ASI	Date 9

PERKINS + WILL
1315 Peachtree Street
Atlanta, Georgia 30309
p.404.837.2300
www.perkinswill.com

Omni ARCHITECTS
212 North Upper Street
Lexington, Kentucky 40507
p. 859.252.0664
www.omniarchitects.com

1 RD055 PCO 558 ROOF FLOOR PLAN
1/8" = 1'-0"

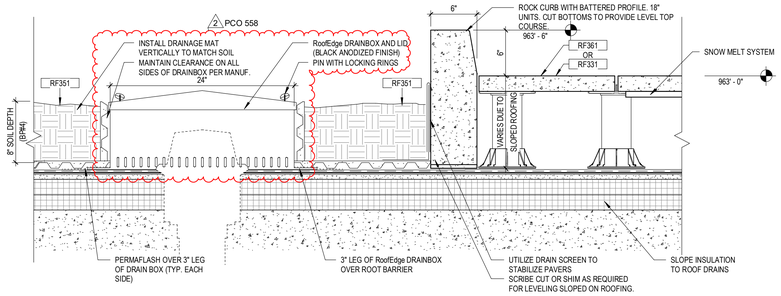

3 RD055 PCO 558 SECTION DETAIL - INTENSIVE ROOF SECTION
1 1/2" = 1'-0"

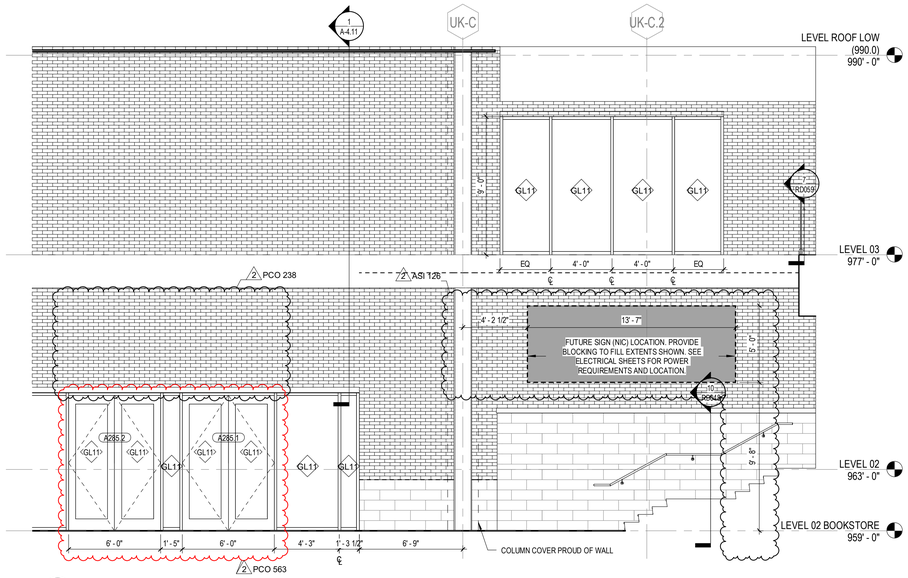

4 RD055 PCO 563 CIRCULATION A200A - E ELEV
1/4" = 1'-0"

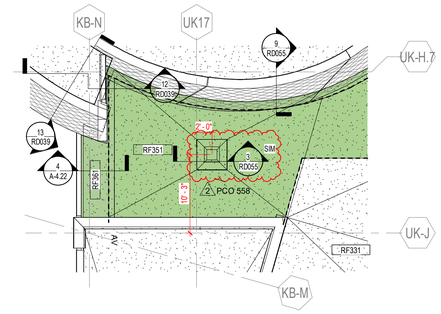

2 RD055 PCO 558 ROOF FLOOR PLAN
1/8" = 1'-0"

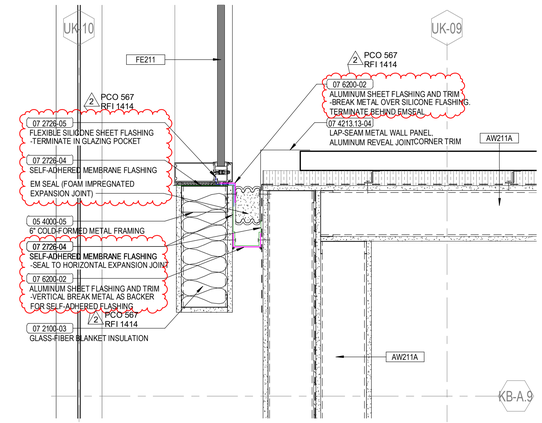

5 RD055 PCOP 567 PLAN DETAIL - AREA E PENTHOUSE EXPANSION JOINT
1 1/2" = 1'-0"

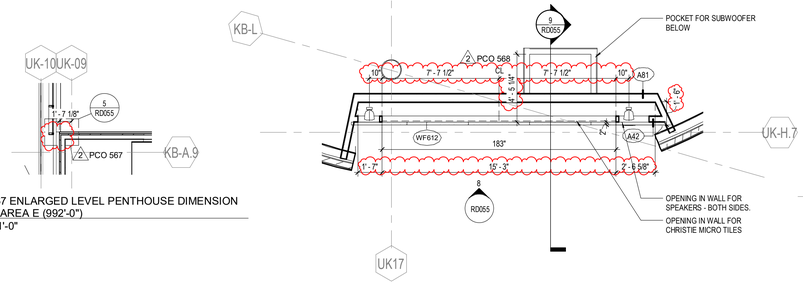

6 RD055 PCO 567 ENLARGED LEVEL PENTHOUSE DIMENSION PLAN - AREA E (992'-0")
1/8" = 1'-0"

7 RD055 PCO 568 ENLARGED LEVEL 02 DIMENSION PLAN - AREA D - REF SHEET A-1.2d-d
1/4" = 1'-0"

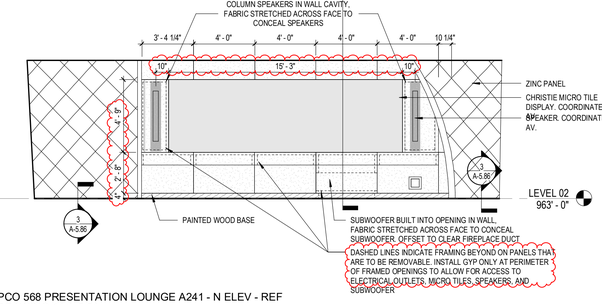

8 RD055 PCO 568 PRESENTATION LOUNGE A241 - N ELEV - REF DRAWING 14/A-5.61
1/4" = 1'-0"

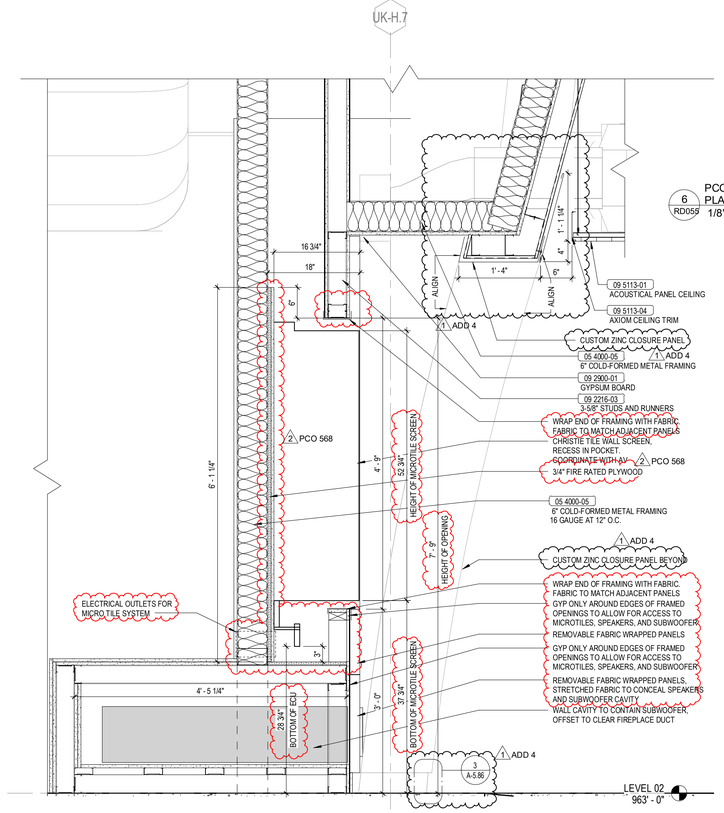

9 RD055 PCO 568 PRESENTATION ROOM "TILE SCREEN" WALL - REF DRAWING 3/A-5.84
1" = 1'-0"

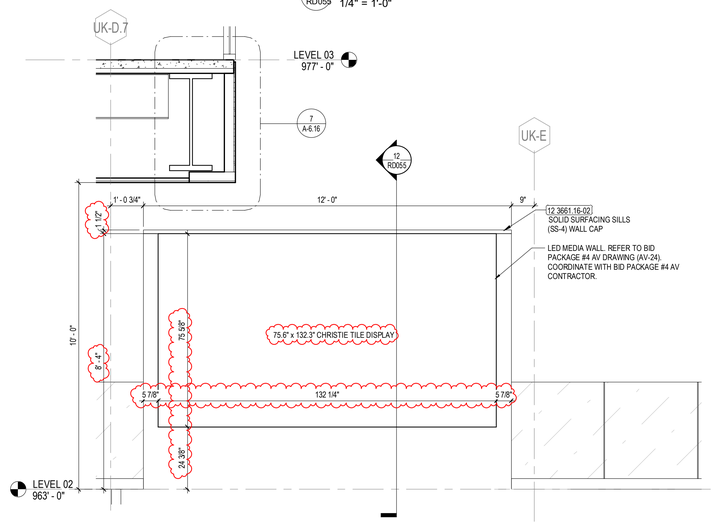

10 RD055 PCO 568 SOCIAL STAIR MEDIA WALL ELEVATION - REF SECTION 3/A-5.15
1/2" = 1'-0"

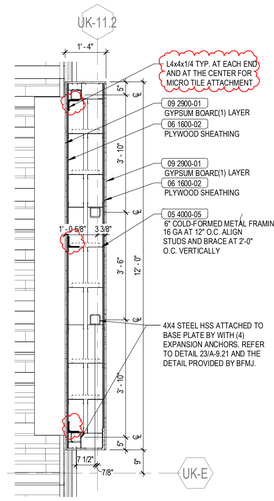

11 RD055 PCO 568 ENLARGED MEDIA WALL PLAN - REF A-5.15
1/2" = 1'-0"

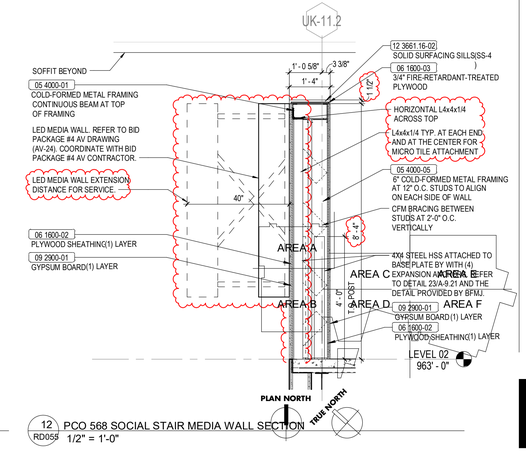

12 RD055 PCO 568 SOCIAL STAIR MEDIA WALL SECTION
1/2" = 1'-0"

UK - STUDENT CENTER RENOVATION AND EXPANSION BP#3

Lexington, Kentucky

Revision: 10

Checked By: Checker

Drawn By: Author

Job Number: 1404.00

11/18/19

RECORD DOCUMENTS
These Record Documents have been prepared based on information provided by others and have not been verified the accuracy and/or completeness of this information and shall not be responsible for any errors or omissions that may be incorporated as a result of inaccurate or incomplete information provided.

November 2019
DATE

No.	Description	Date
1	Addenda	Dec. 2015
2	BP2 - ASI, PCO, CO	NOV 2016
3	BP3 - ADDENDUM #2	DEC 2015
10	Structural ASI	Date 9

PERKINS + WILL

1315 Peachtree Street
Atlanta, Georgia 30309
p. 404.837.2300
www.perkinswill.com

Omni ARCHITECTS

212 North Upper Street
Lexington, Kentucky 40507
p. 859.252.6664
www.omniarchitects.com

RECORD DRAWING SUPPLEMENTAL DRAWINGS

RECORD DRAWINGS

RD055

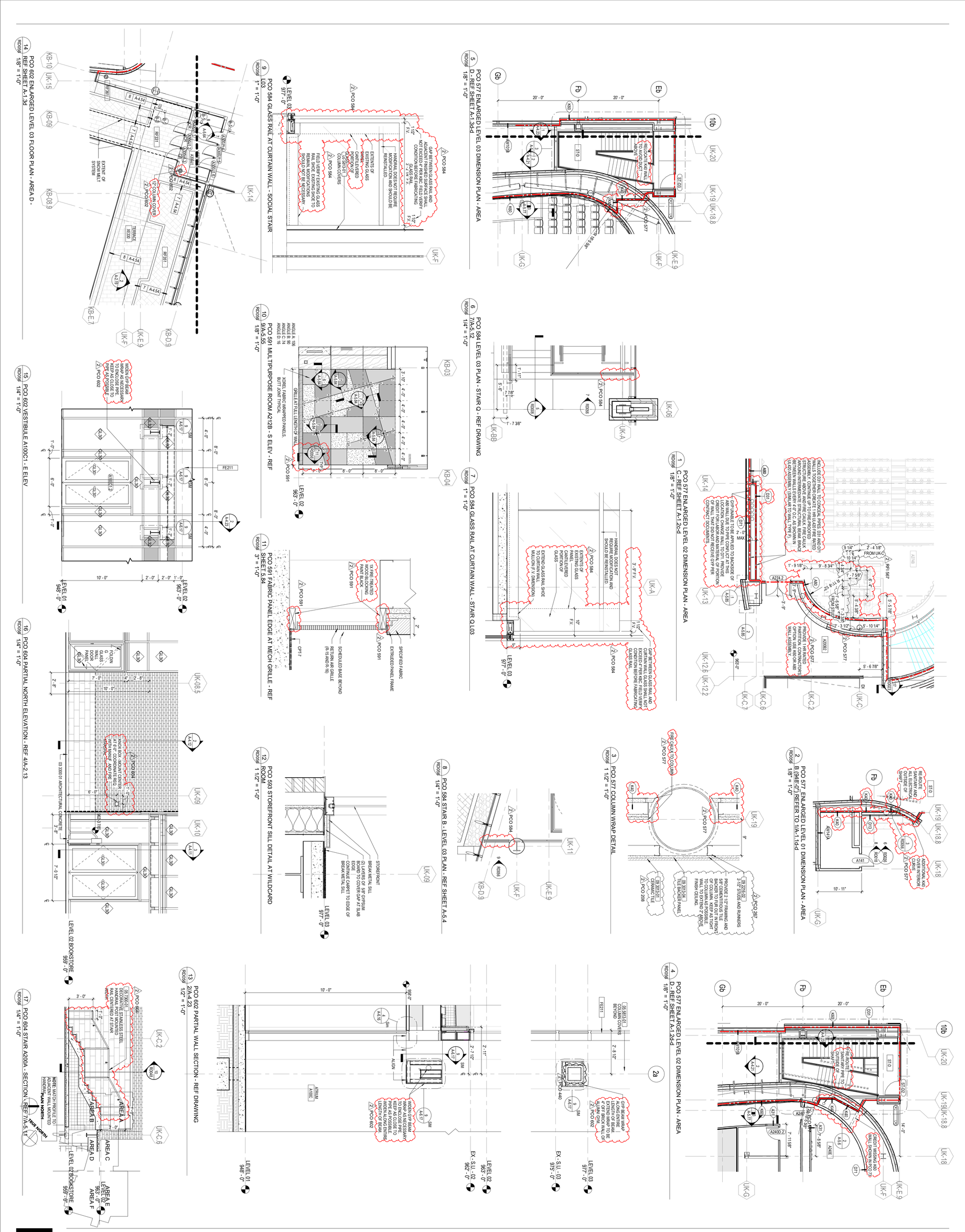

UK - STUDENT CENTER RENOVATION AND EXPANSION BP#3

Lexington, Kentucky

RD056

RECORD DRAWINGS

RECORD DRAWING SUPPLEMENTAL DRAWINGS

Job Number: 1404.00 | 11/18/19 | Drawn By: Author | Checked By: Checker | Revision: 2

Omni ARCHITECTS
212 North Upper Street
Lexington, Kentucky 40507
p. 859.252.6664
www.omniarchitects.com

PERKINS + WILL
1315 Peachtree Street
Atlanta, Georgia 30309
p 404.837.2300
www.perkinswill.com

No.	Description	Date
2	RFI, ASI, PCO, CO	2016-2018

RECORD DOCUMENTS

These Record Documents have been prepared based on information provided by others. The Consultant has not verified the accuracy and/or completeness of this information and shall not be responsible for any errors or omissions that may be incorporated as a result of erroneous information provided by others.

Omni ARCHITECTS — November 2019 — DATE

MICHAEL W. JACOBS — No. 2368 — COMMONWEALTH OF KENTUCKY — ARCHITECT

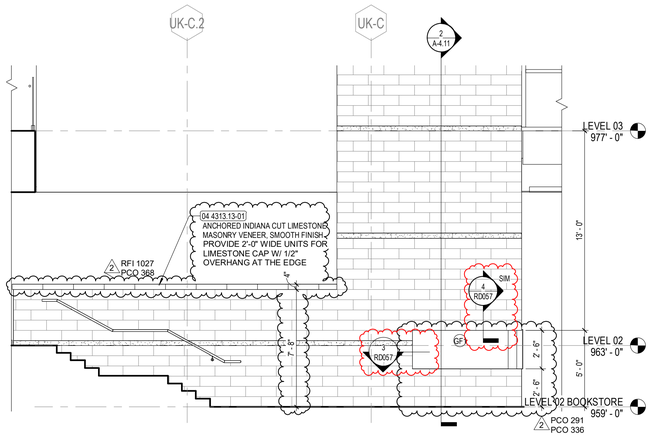

1 RD057 PARTIAL LEVEL 2 LOUNGE FIREPLACE - EAST - REF DRAWING 3/A-5.17
1/4" = 1'-0"

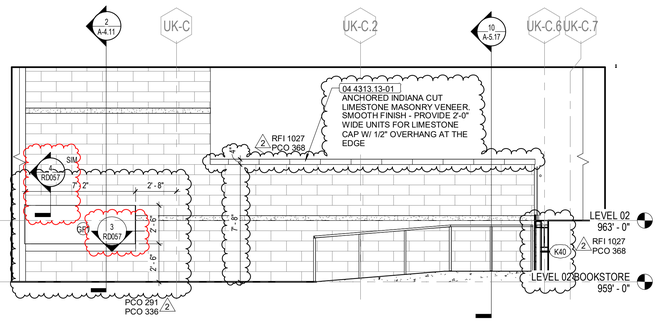

2 RD057 PCO 612 LEVEL 2 LOUNGE FIREPLACE - WEST - REF DRAWING 1/A-5.17
1/4" = 1'-0"

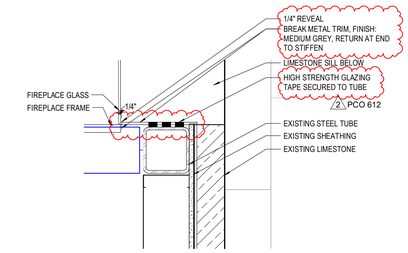

3 RD057 PCO 612 MLK FIRESIDE LOUNGE FIREPLACE JAMB DETAIL
1 1/2" = 1'-0"

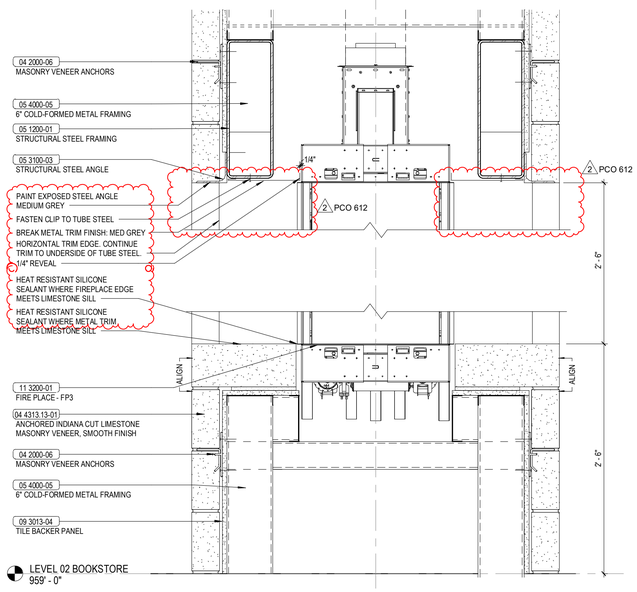

4 RD057 PCO 612 FIREPLACE DETAIL @ LEVEL 02 - REF PCO 336
1 1/2" = 1'-0"

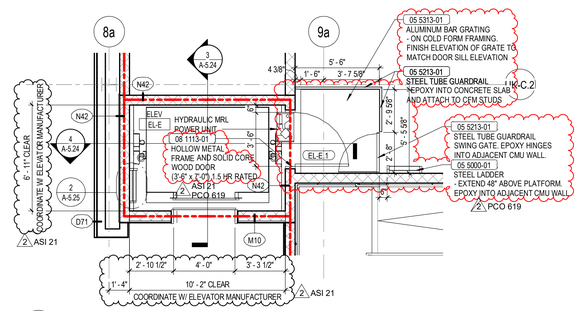

5 RD057 PCO 619 EL-E - LEVEL 01
1/4" = 1'-0"

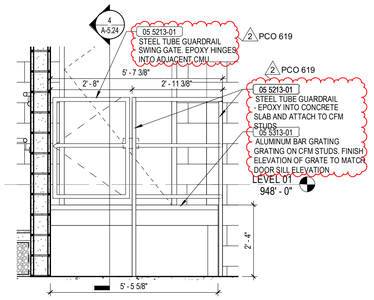

6 RD057 PCO 619 STEEL GUARDRAIL
1/2" = 1'-0"

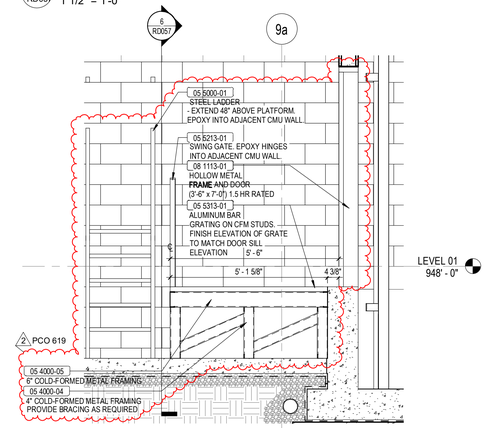

7 RD057 PCO 619 SECTION DETAIL
1/2" = 1'-0"

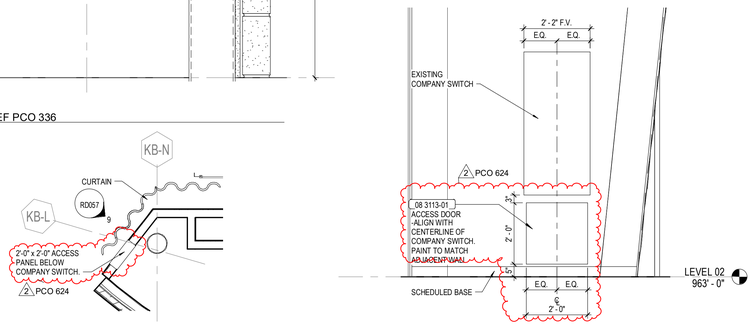

9 RD057 PCO 624 CINEMA ACCESS PANEL ELEVATION
1/2" = 1'-0"

8 RD057 PCO 624 ENLARGED LEVEL 02 DIMENSION PLAN - AREA D - REF SHEET A-1.2d-d
1/4" = 1'-0"

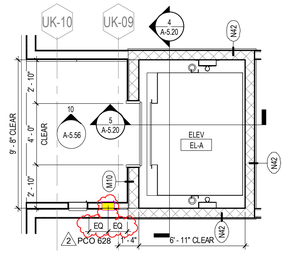

10 RD057 PCO 628 EL-A - AREA F LEVEL 02 - REF SHEET A-5.20
1/4" = 1'-0"

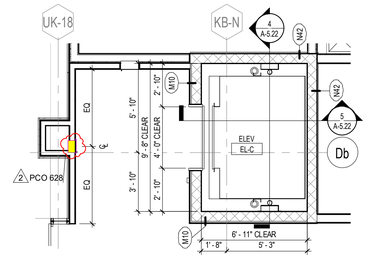

11 RD057 PCO 628 EL-C - AREA C LEVEL 02 - REF SHEET A-5.22
1/4" = 1'-0"

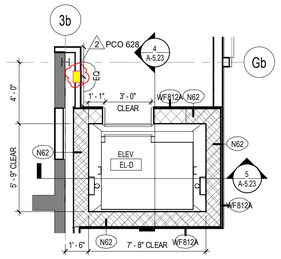

12 RD057 PCO 628 EL-D - AREA B LEVEL 02 - REF SHEET A-5.23
1/4" = 1'-0"

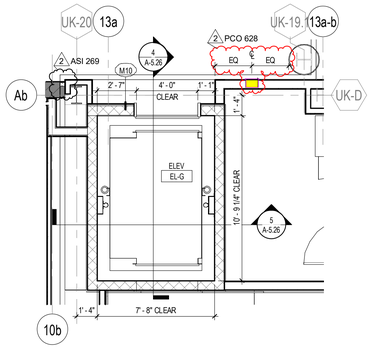

13 RD057 PCO 628 EL-G - AREA C LEVEL 02 - REF SHEET A-5.26
1/4" = 1'-0"

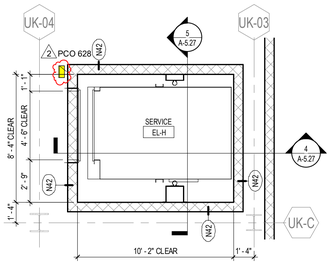

14 RD057 PCO 628 EL-H SERVICE ELEV - AREA E LEVEL 02 - REF SHEET A-5.27
1/4" = 1'-0"

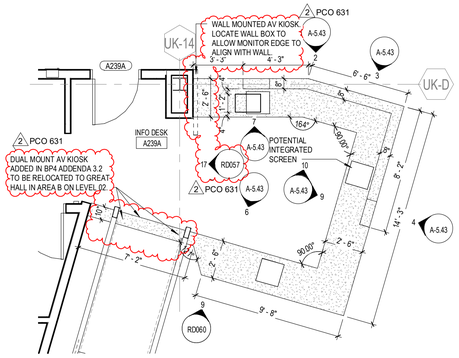

15 RD057 PCO 631 INFO DESK A239A & TICKET COUNTER A239B - ENLARGED FLOOR PLAN - REF PLAN 1/A-5.43
1/4" = 1'-0"

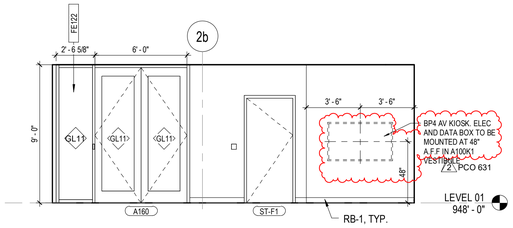

16 RD057 PCO 631 VEST A100K1 - N ELEV - REF ELEVATION
1/4" = 1'-0"

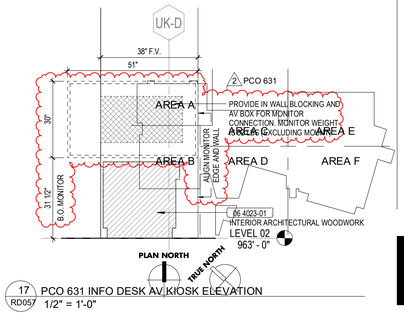

17 RD057 PCO 631 INFO DESK AV KIOSK ELEVATION
1/2" = 1'-0"

UK - STUDENT CENTER RENOVATION AND EXPANSION BP#3 Lexington, Kentucky

RECORD DRAWING SUPPLEMENTAL DRAWINGS

RECORD DRAWINGS

RD057

Job Number: 1404.00 | 11/18/19 | Drawn By: Author | Checked By: Checker | Revision: 2

No.	Description	Date
2	RFI, ASI, PCO, CO	2016-2018

RECORD DOCUMENTS
These Record Documents have been prepared based on information provided by others and shall not be verified the accuracy and/or completeness of this information and shall not be responsible for any errors or omissions that may be incorporated as a result of reliance on information provided by others.
November 2019 — DATE

Omni ARCHITECTS
212 North Upper Street
Lexington, Kentucky 40507
p. 859.252.0664
www.omniarchitects.com

PERKINS + WILL
1315 Peachtree Street
Atlanta, Georgia 30309
p 404.837.2300
www.perkinswill.com

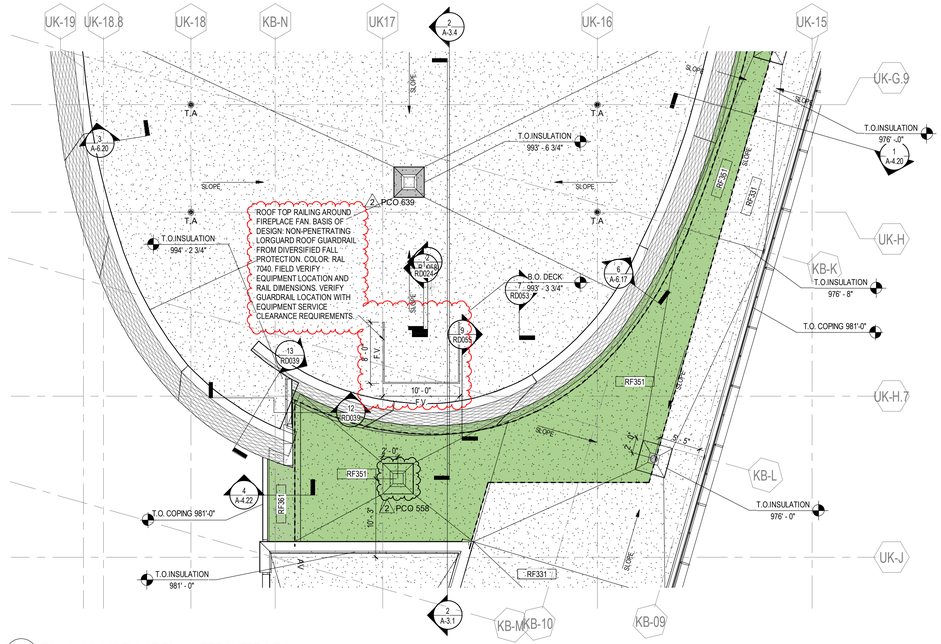

1 RD058 PCO 639 ROOF FLOOR PLAN - REF SHEET A-7.1d
1/8" = 1'-0"

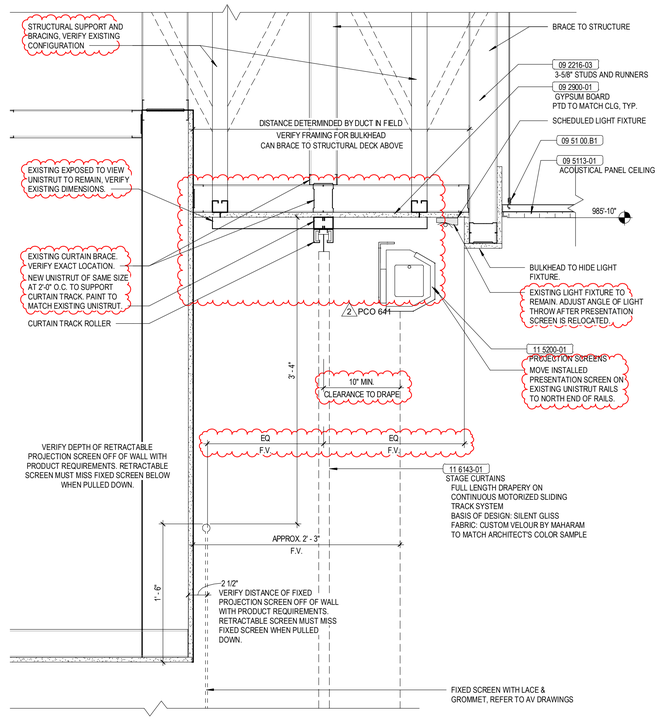

2 RD058 PCO 641 CEILING DETAIL - CINEMA FIXED SCREEN - REF DRAWING 1/A-6.20 - DETAIL SUPERCEDES PCO 540
1 1/2" = 1'-0"

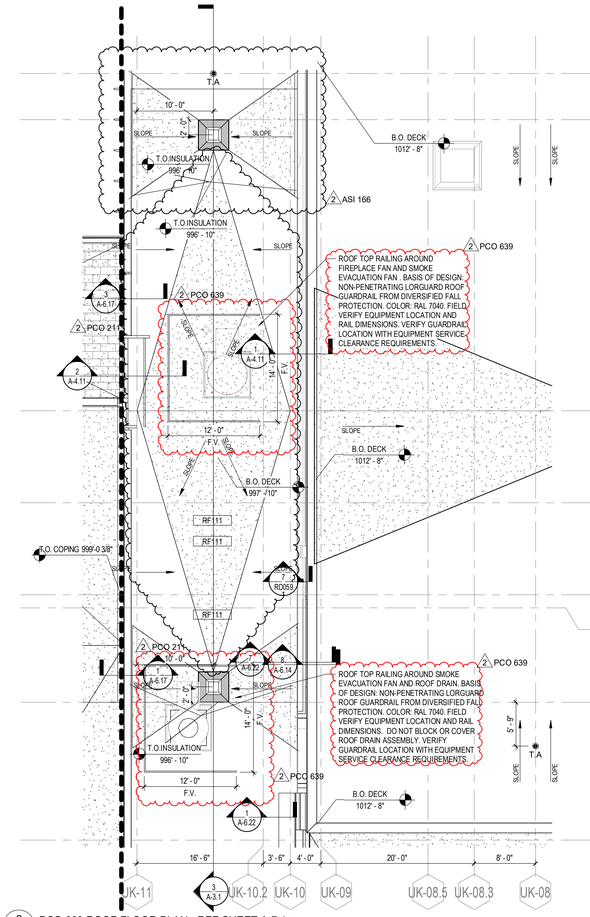

3 RD058 PCO 639 ROOF FLOOR PLAN - REF SHEET A-7.1e
1/8" = 1'-0"

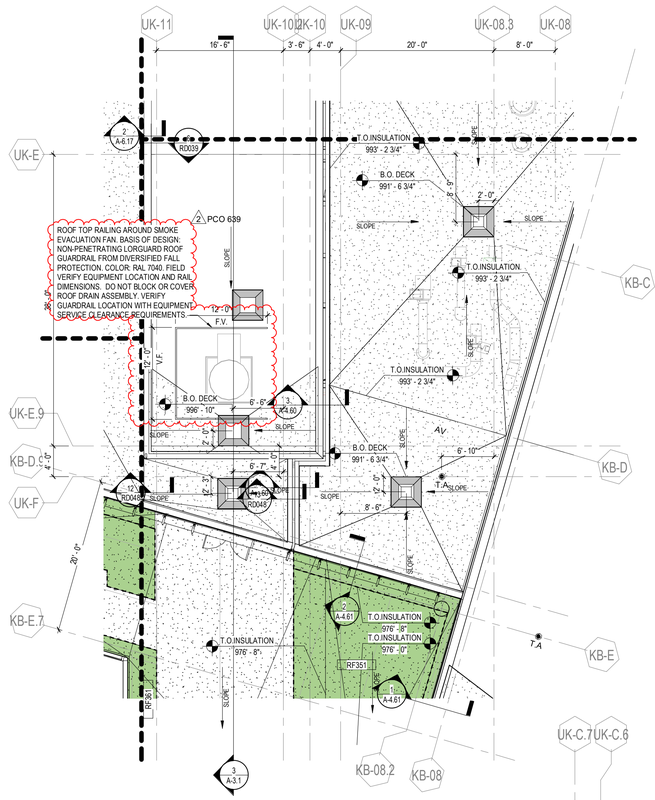

4 RD058 PCO 639 ROOF FLOOR PLAN - REF SHEET A-7.1f
1/8" = 1'-0"

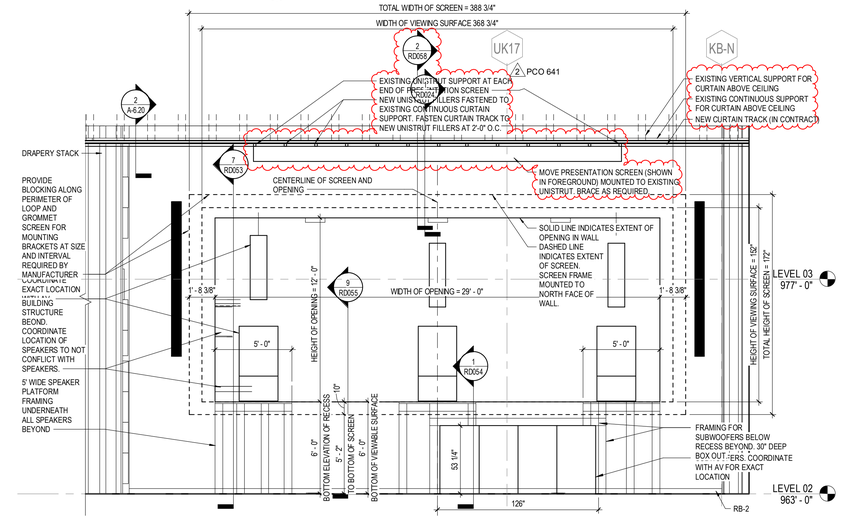

5 RD058 PCO 641 CINEMA A240 - S ELEV - REF DRAWING 3/A-5.78
1/4" = 1'-0"

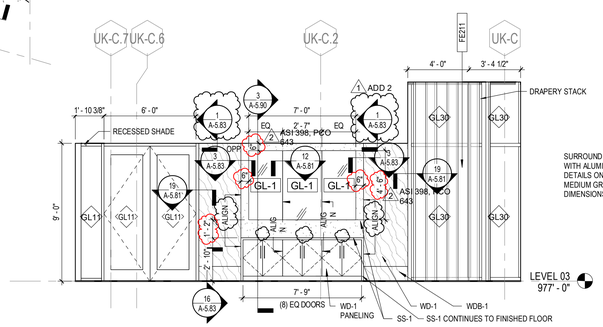

SURROUND ESPN CONNECTION POINTS WITH ALUMINUM TRIM PIECE. SEE DETAILS ON SHEET PCO 643.3. PAINT MEDIUM GREY. FIELD VERIFY ALL DIMENSIONS.

**DIMENSIONS SHOWN ARE UNCHANGED FROM ASI 398. GL-1 ALREADY INSTALLED. FIELD VERIFY ALL DIMENSIONS.

6 RD058 MEETING A375 - W ELEV - REF DRAWING 1/A-5.66
1/4" = 1'-0"



7 RD058 PCO 643 ESPN CONNECTION TRIM PIECE
12" = 1'-0"

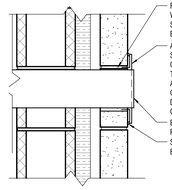

8 RD058 PCO 643 ESPN CONNECTION SECTION
1 1/2" = 1'-0"

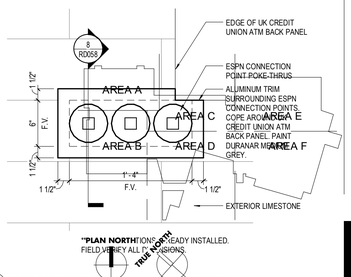

9 RD058 PCO 643 ESPN CONNECTION ELEVATION
1 1/2" = 1'-0"

UK - STUDENT CENTER RENOVATION AND EXPANSION BP#3

Lexington, Kentucky

RECORD DRAWING SUPPLEMENTAL DRAWINGS

RECORD DRAWINGS

RD058

Job Number: 1404.00 | 11/18/19 | Drawn By: Author | Checked By: Checker | Revision: 2

No.	Description	Date
1	Addenda	Dec. 2015
2	RFI: ASI, PCO, CO	2019-08-18

RECORD DOCUMENTS
These Record Documents have been prepared based on information provided by others and not verified by the accuracy and/or completeness of this information and shall not be responsible for any errors or omissions that may be incorporated as a result of information provided by others.
Omni ARCHITECTS
November 2019
DATE

Omni ARCHITECTS
212 North Upper Street
Lexington, Kentucky 40507
p. 859.252.6664
www.omniarchitects.com

PERKINS + WILL
1315 Peachtree Street
Atlanta, Georgia 30309
p 404.837.2300
www.perkinswill.com

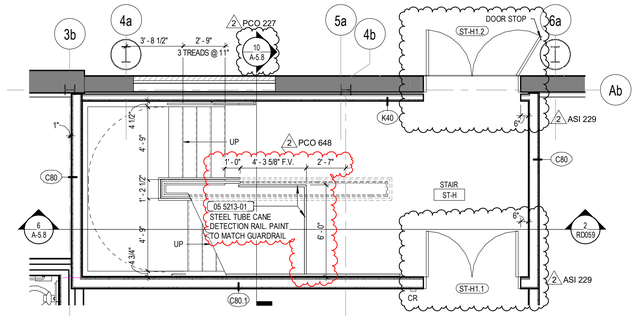

1 RD059 PCO 648 STAIR H - LEVEL 01 PLAN Copy 1
1/4" = 1'-0"

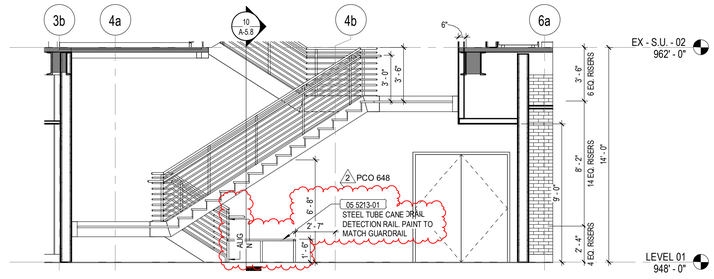

2 RD059 PCO 648 STAIR H - SECTION
1/4" = 1'-0"

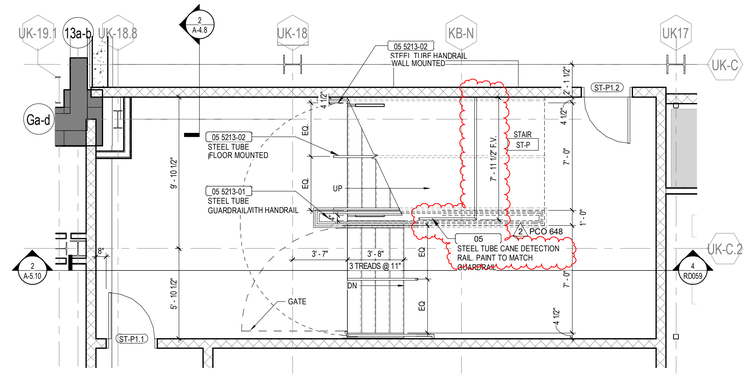

3 RD059 PCO 648 STAIR P - LEVEL 01 PLAN - REF SHEET A-5.10
1/4" = 1'-0"

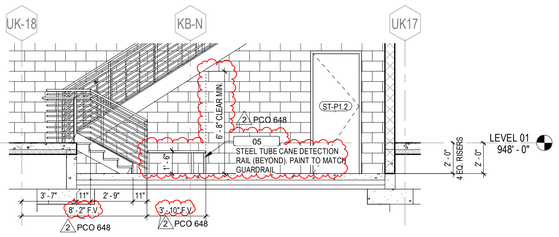

4 RD059 PCO 648 STAIR P - SECTION - REF 2/A-5.10
1/4" = 1'-0"

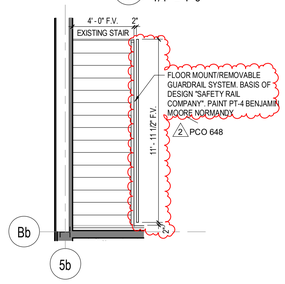

5 RD059 PCO 648 ENLARGED LEVEL PENTHOUSE DIMENSION PLAN - AREA B (992'-0")
1/4" = 1'-0"

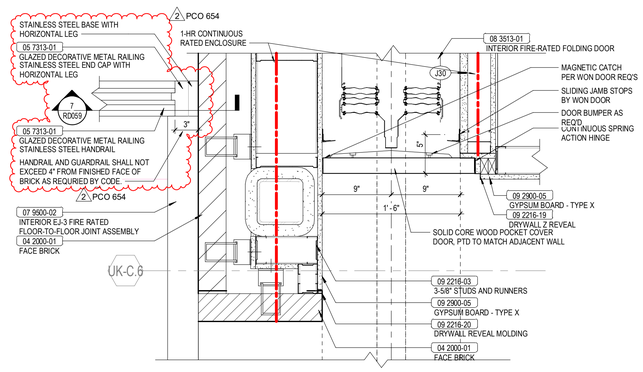

6 RD059 PCO 654 PLAN DETAIL @ L3 EAST WON DOOR POCKET - A300A.2
1 1/2" = 1'-0"

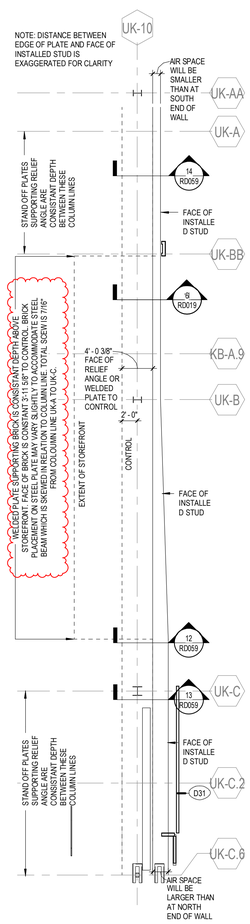

8 RD059 ENLARGED LEVEL 02 MAIN ENTRY WALL ALIGNMENT DIAGRAM
1/8" = 1'-0"

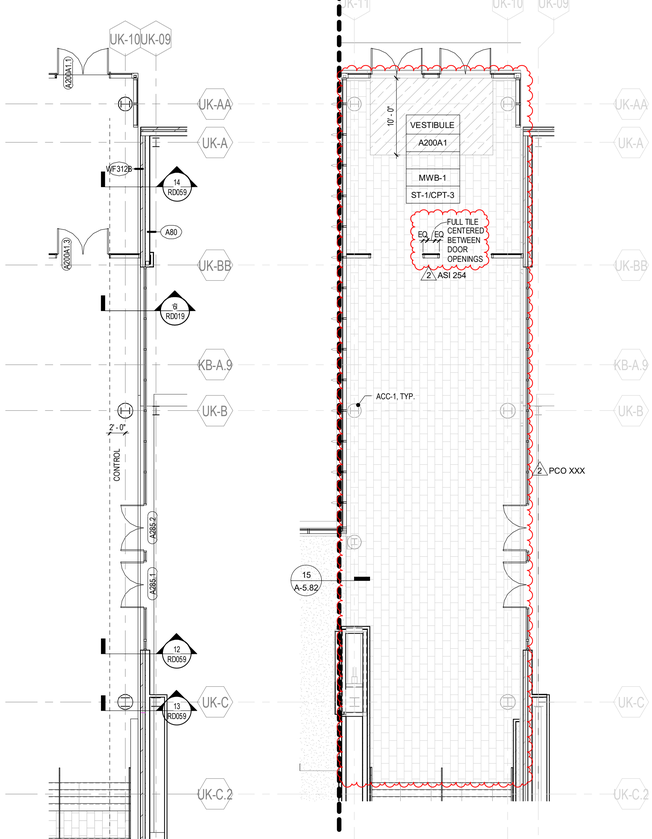

10 RD059 LEVEL 02 FINISH PLAN - AREA E - REF SHEET A-10.2e
1/8" = 1'-0"

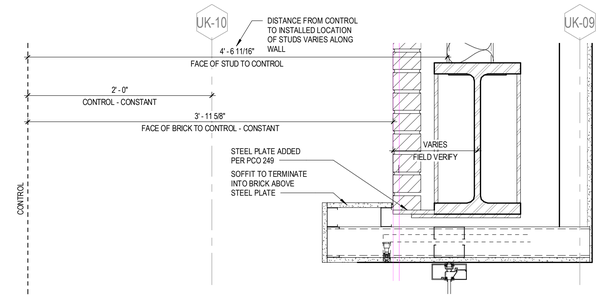

11 RD059 DETAIL ABOVE STOREFRONT
1 1/2" = 1'-0"

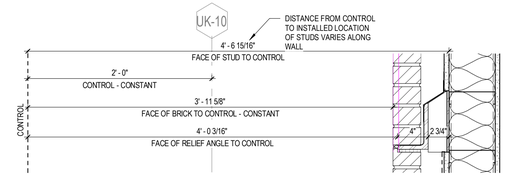

12 RD059 DETAIL AT EDGE OF STOREFONT TO UK-C
1 1/2" = 1'-0"

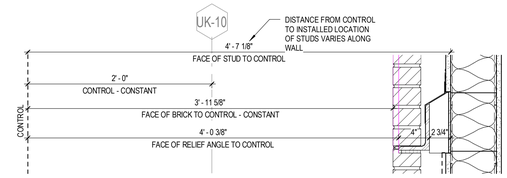

13 RD059 DETAIL AT UK-C TO UK-C.6
1 1/2" = 1'-0"

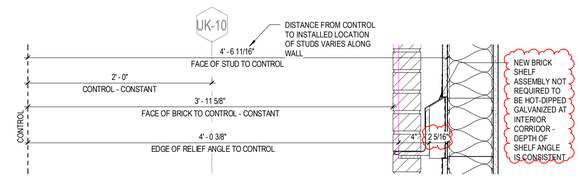

14 RD059 DETAIL BETWEEN UK-A AND UK-BB
1 1/2" = 1'-0"

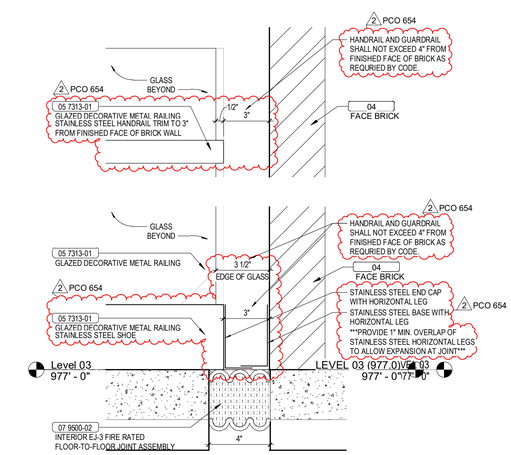

7 RD059 PCO 654 SECTION DETAIL
3" = 1'-0"

UK - STUDENT CENTER RENOVATION AND EXPANSION BP#3

Lexington, Kentucky

RECORD DRAWING SUPPLEMENTAL DRAWINGS

CONTRACT DOCUMENTS

RD059

Job Number: 1404.00 | 11/18/19 | Drawn By: Author | Checked By: Checker | Revision: 10

No.	Description	Date
2	RFI_ASI_PCO_CO	2018-2019
10	Structural ASI	Date 9

RECORD DOCUMENTS
These Record Documents have been prepared based on information provided by others. The contractor shall verified the accuracy and/or completeness of this information and shall not be responsible for any errors or omissions that may be incorporated as a result of errors or omissions provided by others.
Omni ARCHITECTS November 2019 DATE

Omni ARCHITECTS
212 North Upper Street
Lexington, Kentucky 40507-1001
p 859.252.6664
www.omniarchitects.com

PERKINS + WILL
1315 Peachtree Street
Atlanta, Georgia 30309
p 404.837.2300
www.perkinswill.com

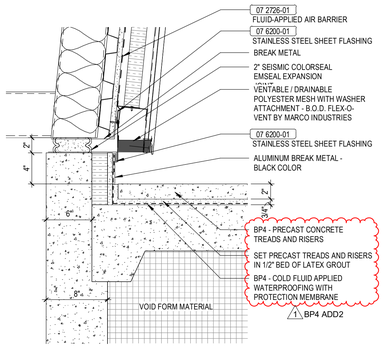

1 RD060 BP 4 ADD 2 - SECTION DETAIL AT CURVED UK STAIR AND BASE OF ZINC WALL
1 1/2" = 1'-0"

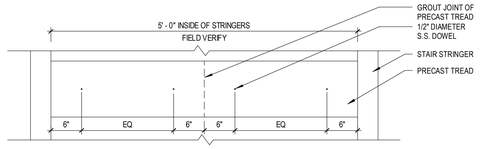

2 RD060 BP 4 ADD 2 - AREA D OPEN STAIR PLAN DETAIL
1" = 1'-0"

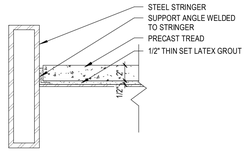

3 RD060 BP 4 ADD 2 - AREA D OPEN STAIR TREAD AT STRINGER DETAIL
1 1/2" = 1'-0"

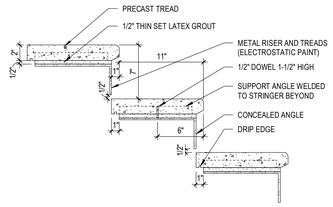

4 RD060 BP 4 ADD 2 - AREA D OPEN STAIR TREAD DETAIL
1 1/2" = 1'-0"

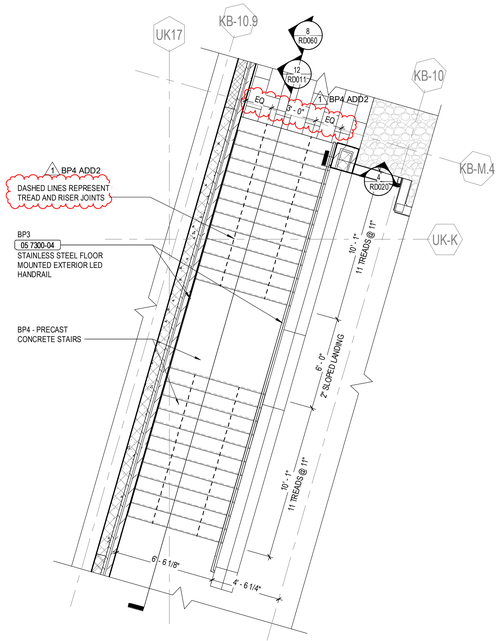

5 RD060 BP 4 ADD 2 - LEVEL 3 - XB-B STAIR - REF DRAWING 3/A-5.3A IN BP3
1/4" = 1'-0"

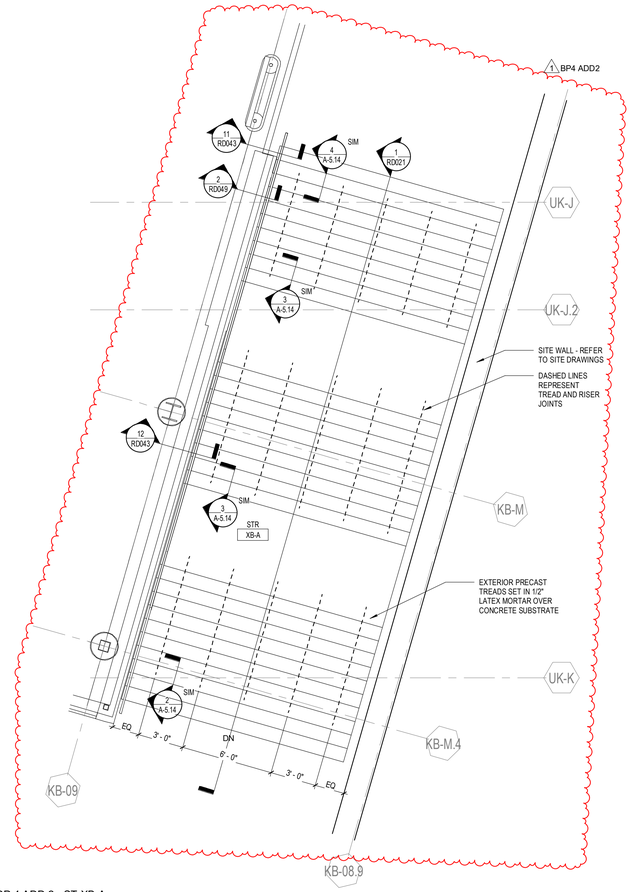

6 RD060 BP 4 ADD 2 - ST-XB-A
1/4" = 1'-0"

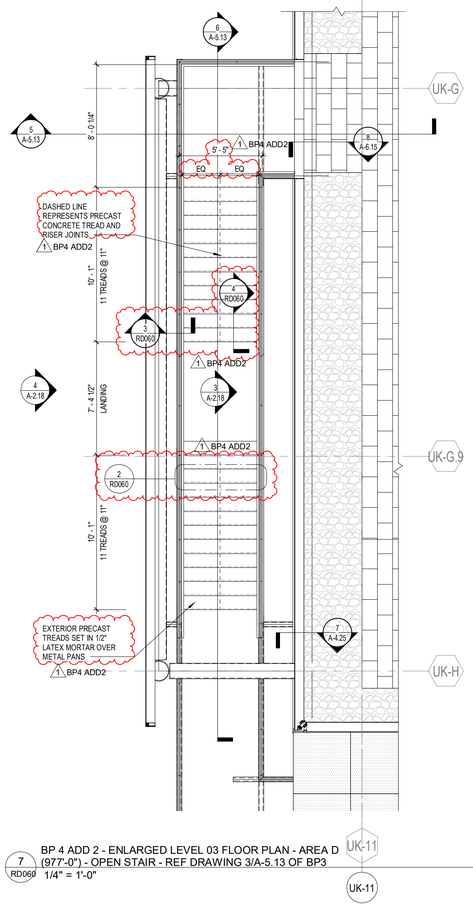

7 RD060 BP 4 ADD 2 - ENLARGED LEVEL 03 FLOOR PLAN - AREA D (977'-0") - OPEN STAIR - REF DRAWING 3/A-5.13 OF BP3
1/4" = 1'-0"

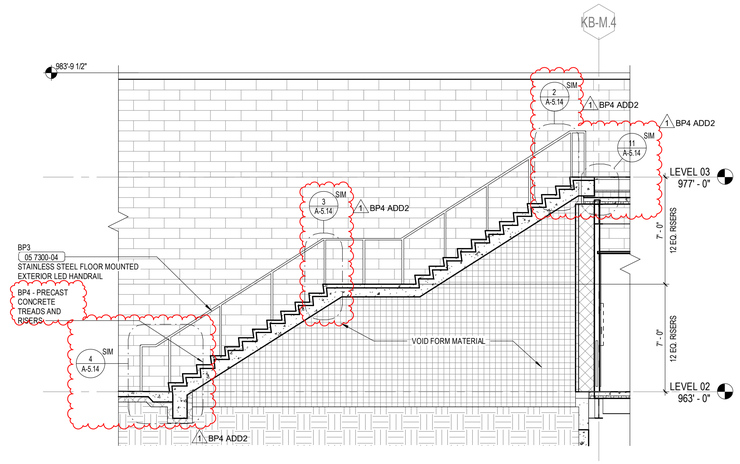

8 RD060 BP 4 ADD 2 - XB-B STAIR - SECTION - REF DRAWING 2/A-5.3A BP3
1/4" = 1'-0"

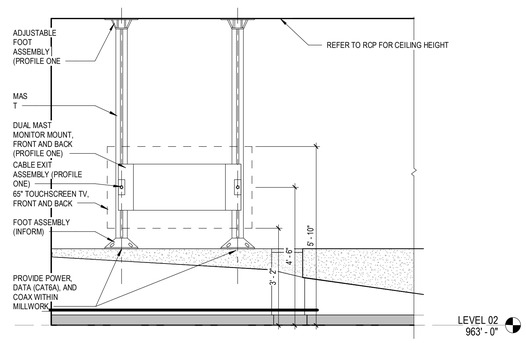

9 RD060 BP 4 ADD 3 - INFO DESK-KIOSK A239A - S ELEV
1/2" = 1'-0"

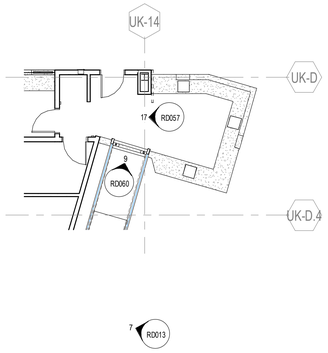

10 RD060 BP 4 ADD 3 - AV/IT LEVEL 02 FLOOR PLAN - AREA C (963'-0")
1/8" = 1'-0"

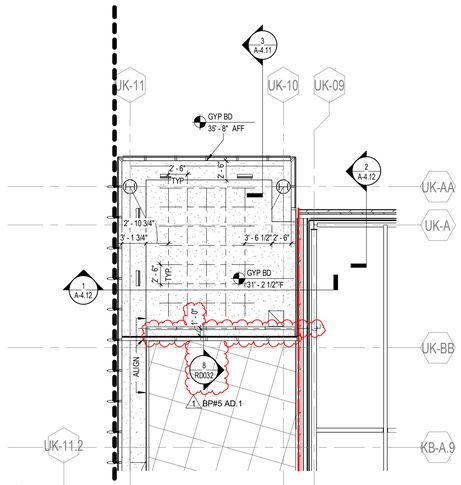

11 RD060 BP 5 ADD 1_LEVEL 03 RCP - AREA E
1/8" = 1'-0"

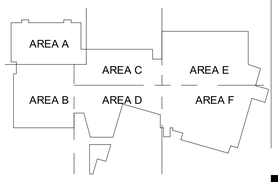

PLAN NORTH
TRUE NORTH

UK - STUDENT CENTER RENOVATION AND EXPANSION BP#3 Lexington, Kentucky

RECORD DRAWING SUPPLEMENTAL DRAWINGS

RECORD DRAWINGS

RD060

Job Number: 1404.00 | 11/18/19 | Drawn By: Author | Checked By: Checker | Revision: 1

No.	Description	Date
1	Addenda	Dec 2015

RECORD DOCUMENTS
These Record Documents have been prepared based on information provided by others and have not been verified the accuracy and/or completeness of this information and shall not be responsible for any errors or omissions that may be incorporated as a result of inaccurate information provided by others.
Omni ARCHITECTS
November 2019
DATE

PERKINS + WILL
1315 Peachtree Street
Atlanta, Georgia 30309
p 404.837.2300
www.perkinswill.com

Omni ARCHITECTS
212 North Upper Street
Lexington, Kentucky 40507
p. 859.252.6664
www.omniarchitects.com

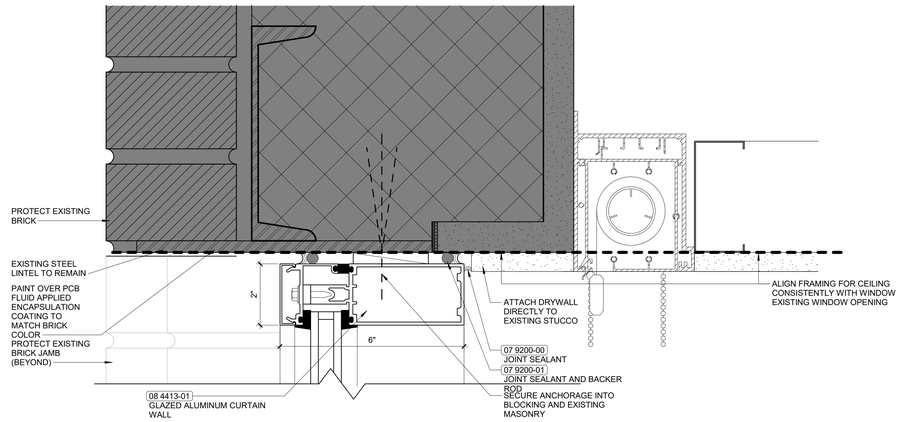

1 RD061 RFI-580-TYPICAL CURTAINWALL / BRICK HEAD - 1938 STUDENT UNION LEVEL 02
6" = 1'-0"

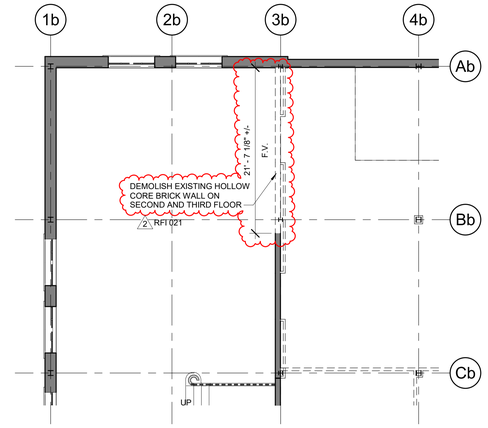

2 RD061 RFI 021 LEVEL 02 DEMOLITION PLAN - AREA B
1/8" = 1'-0"

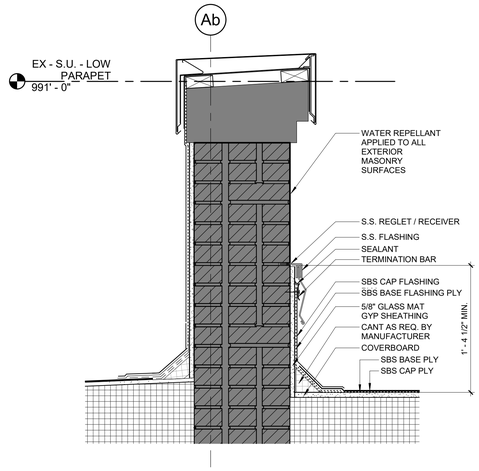

3 RD061 RFI-995.2 - ROOF DETAIL
1 1/2" = 1'-0"

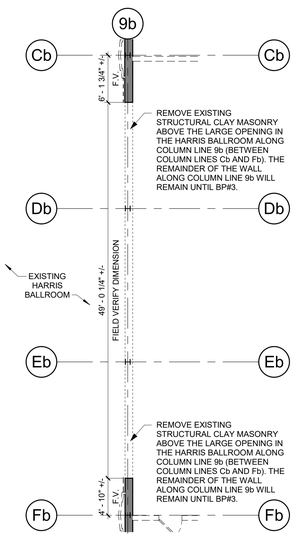

4 RD061 RFI 026 - LEVEL 03 DEMOLITION PLAN - AREA B
1/8" = 1'-0"

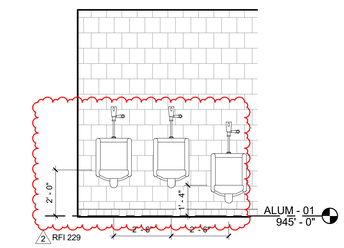

5 RD061 RFI-229.1 - INTERIOR ELEVATION - MENS RESTROOM REF 9/A-5.30
3/8" = 1'-0"

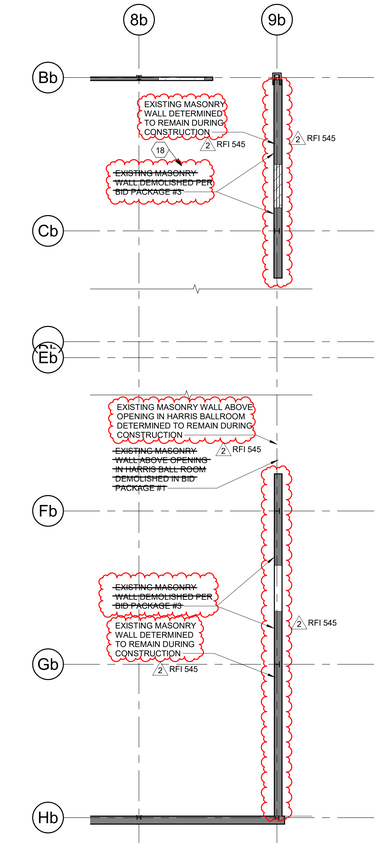

9 RD061 RFI-545-LEVEL 03 SELECTIVE DEMOLITION AND REMEDIATION PLAN - AREA B - REF SHEET DR1.3b
1/8" = 1'-0"

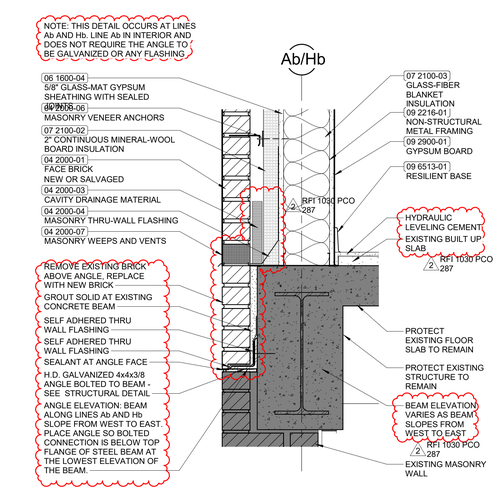

6 RD061 RFI-1030 - DETAIL OF NEW WALL @ EXISTING LEVEL 03 - REF DRAWING 7/A-4.7
1 1/2" = 1'-0"

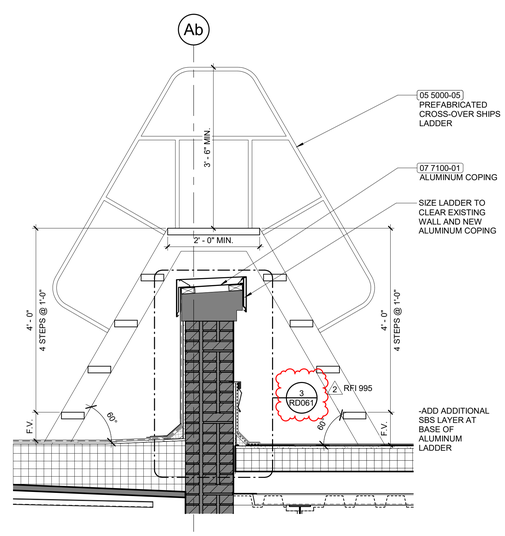

7 RD061 RFI-995.1-DETAIL @ ROOF LADDER - REF DRAWING 8/A-7.5
3/4" = 1'-0"

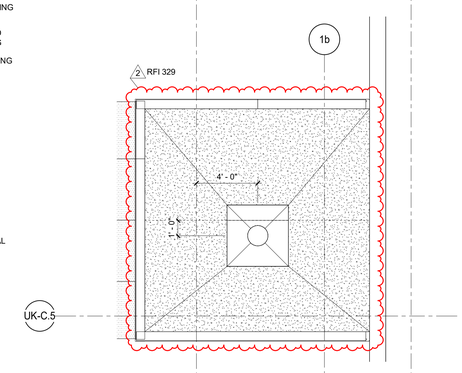

8 RD061 RFI 329 - ROOF PLAN - AREA B VESTIBULE
1/4" = 1'-0"

UK - STUDENT CENTER RENOVATION AND EXPANSION BP#3

Lexington, Kentucky

RECORD DRAWINGS

RD061

Revision: 2

Checked By: Checker

Drawn By: Author

Job Number: 1404.00

11/18/19

No.	Description	Date
2	RFI, ASI, PCO, CO	06/2015

RECORD DOCUMENTS
These Record Documents have been prepared based on information provided by others and have not been verified the accuracy and/or completeness of this information and shall not be responsible for any errors or omissions that may be incorporated as a result of inaccurate information provided by others.
Omni ARCHITECTS
November 2019
DATE

PERKINS + WILL
1315 Peachtree Street
Atlanta, Georgia 30309
p 404.837.2300
www.perkinswill.com

Omni ARCHITECTS
212 North Upper Street
Lexington, Kentucky 40507
p. 859.252.0664
www.omniarchitects.com

RECORD DRAWINGS

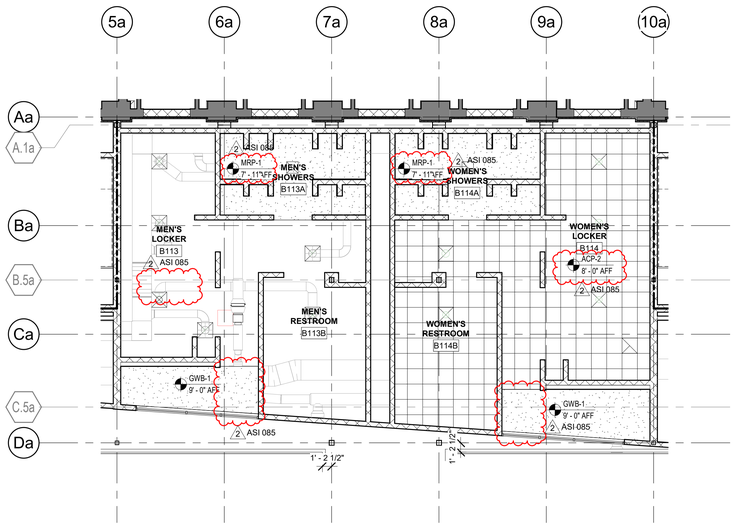

1 RD062 ASI 085 - LEVEL 01 REFLECTED CEILING PLAN - AREA A - REF SHEET A-6.1a
1/8" = 1'-0"

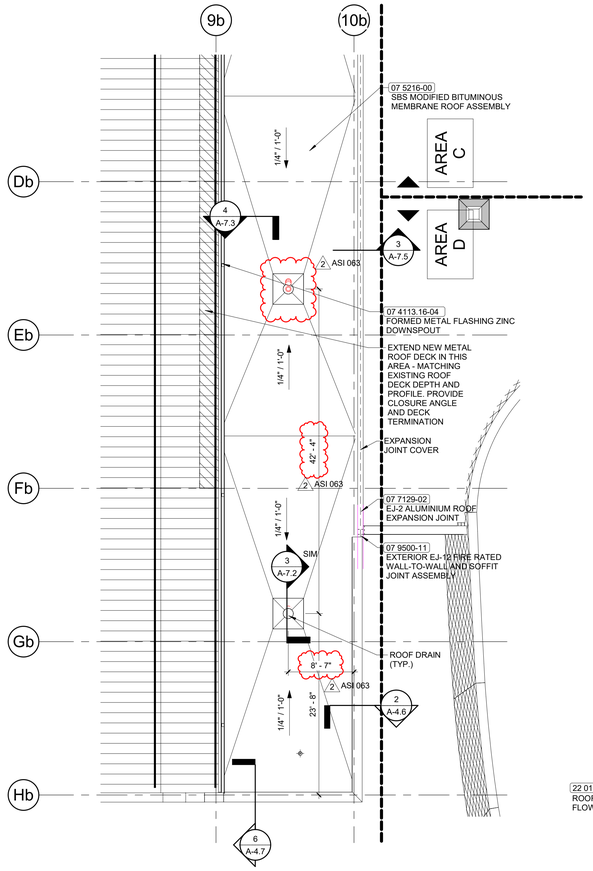

2 RD062 ASI 063 - ROOF PLAN - AREA B - REF. DRAWING 1/A-7.1b
1/8" = 1'-0"

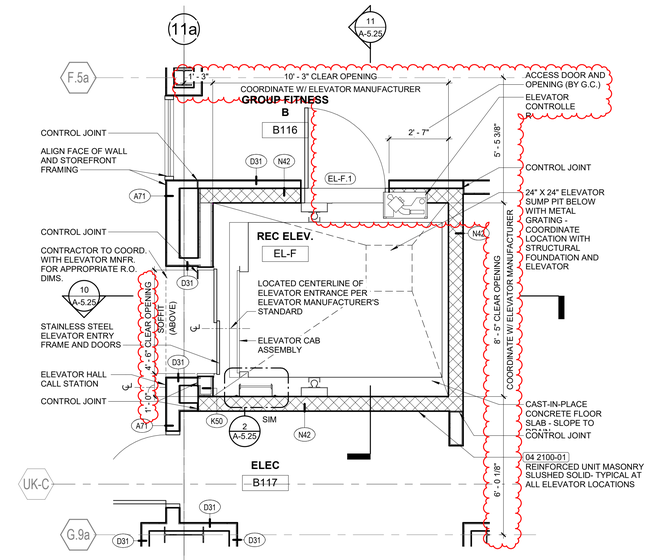

3 RD062 ASI 021.1 - ENLARGED ELEVATOR PLAN - REF 4/A-5.25
3/8" = 1'-0"

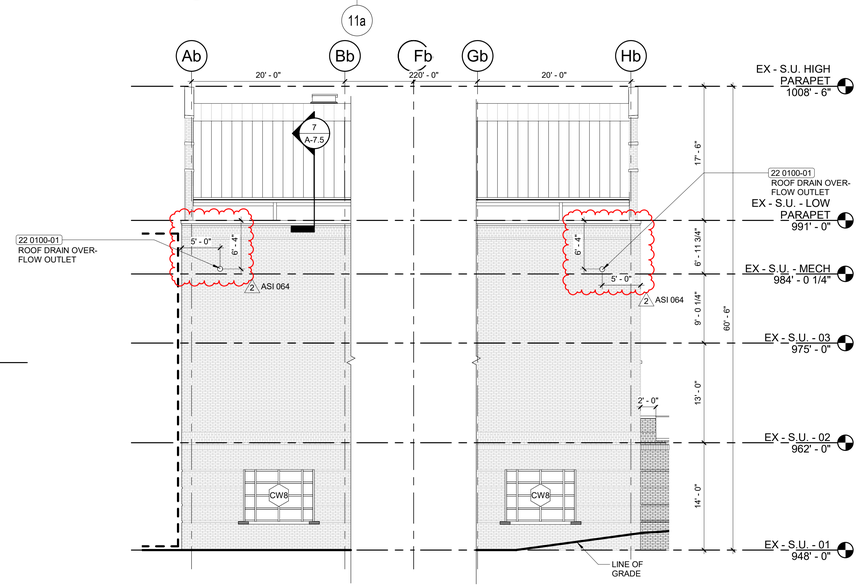

6 RD062 ASI 064 - 1938 STUDENT UNION - WEST ELEVATION - REF DRAWING 3/A-2.3
1/8" = 1'-0"

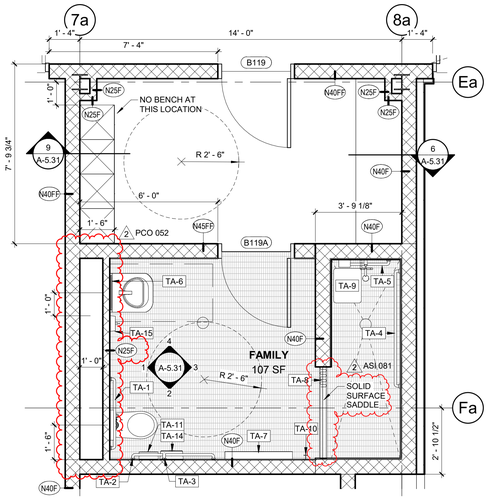

4 RD062 ASI 081 - ENLARGED FAMILY LOCKER ROOM PLAN - REF 5/A-5.31
3/8" = 1'-0"

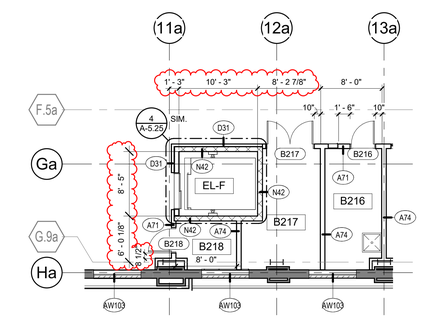

5 RD062 ASI 021.1 - LEVEL 02 DIMENSION PLAN - AREA A - REF 1/A-1.2a-d
1/8" = 1'-0"

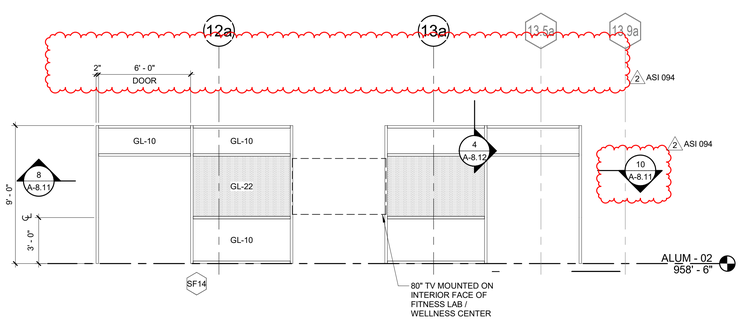

77 RD062 ASI 094 - STOREFRONT TYPE 14 - REF SHEET A-8.11
1/4" = 1'-0"

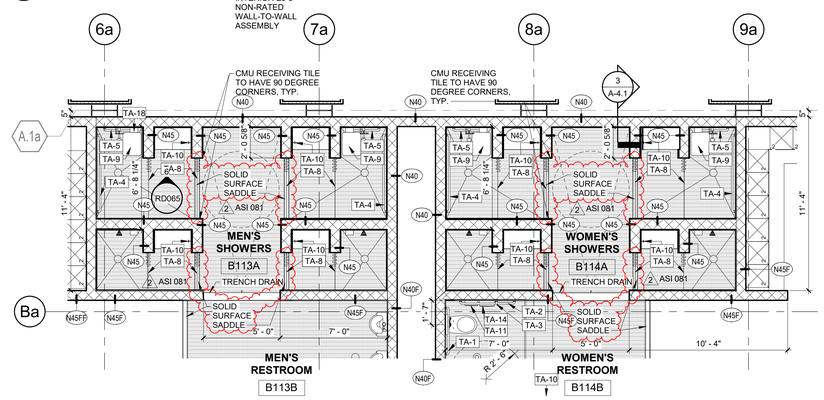

8 RD062 ASI 081 - ENLARGED RESTROOM PLAN - REF 3/A-5.30
1/4" = 1'-0"

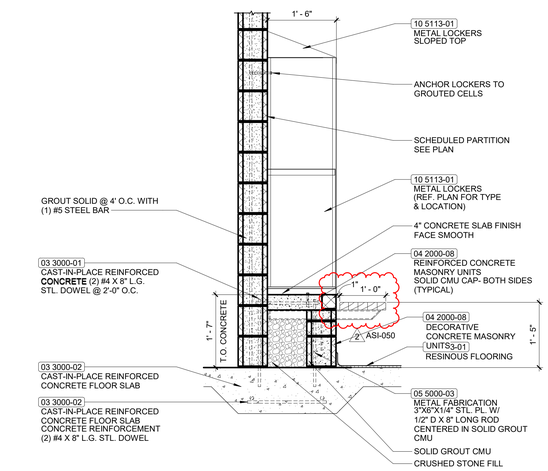

9 RD062 ASI 050 - TYPICAL SINGLE SIDED, DOUBLE TIER LOCKER SECTION - REF 8, 9, 10/A-5.31
3/4" = 1'-0"

UK - STUDENT CENTER RENOVATION AND EXPANSION BP#3

Lexington, Kentucky

RECORD DRAWINGS

RD062

Revision: 2

Checked By: Checker

Drawn By: Author

11/18/19

Job Number: 1404.00

No.	Description	Date
2	RFI, ASI, PCO, CO	06/2015

PERKINS + WILL
1315 Peachtree Street
Atlanta, Georgia 30309
p. 404.837.2300
www.perkinswill.com

Omni ARCHITECTS
212 North Upper Street
Lexington, Kentucky 40507
p. 859.252.6664
www.omniarchitects.com

RECORD DOCUMENTS
These Record Documents have been prepared based on information provided by others and shall not be verified the accuracy and/or completeness of this information and shall not be responsible for any errors or omissions that may be incorporated as a result of inaccurate or incomplete information provided.
Omni ARCHITECTS
November 2019
DATE

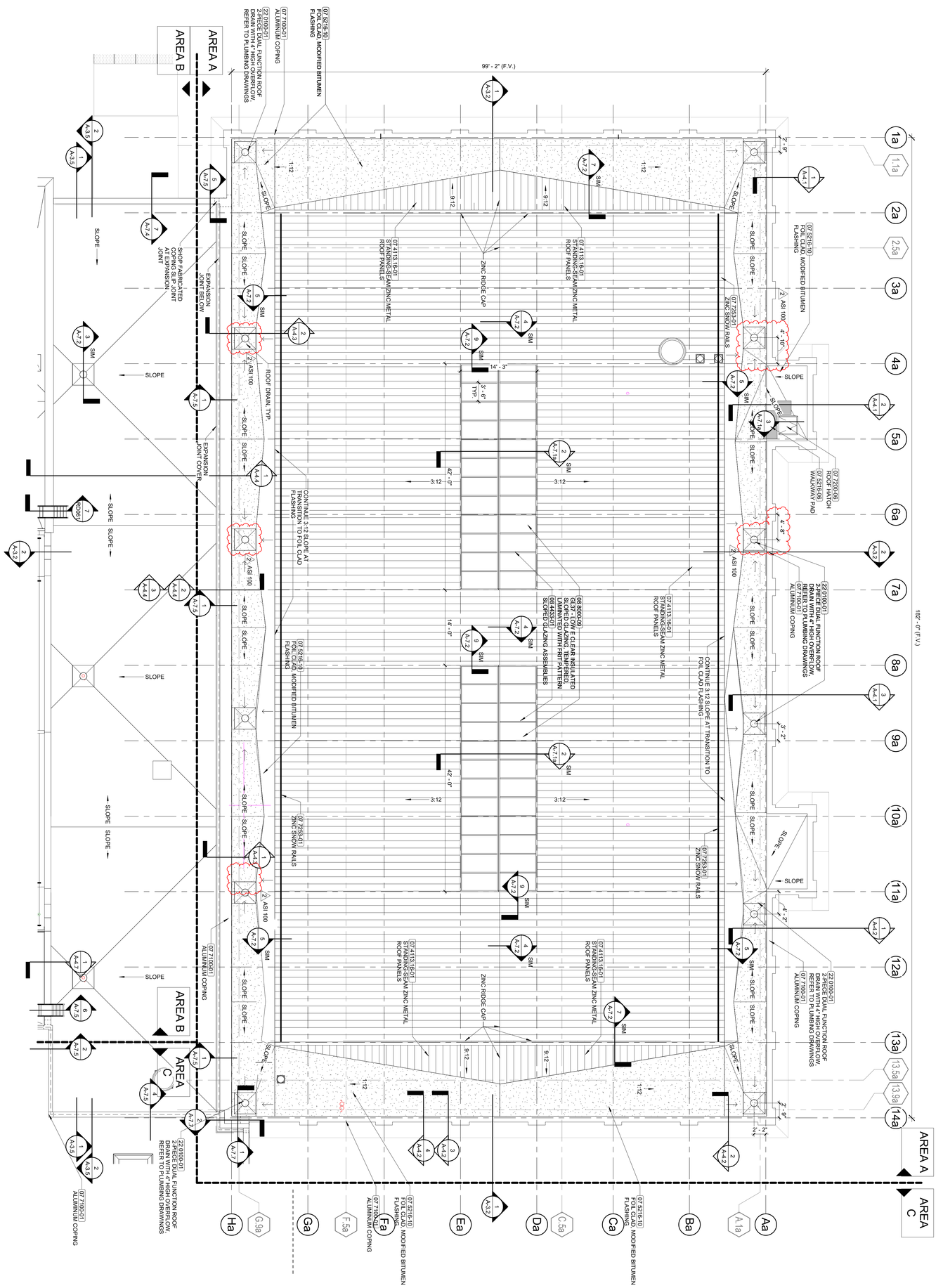

RD063 ASI 100 - ROOF PLAN - AREA A - REF 1/A-7.1a
1/8" = 1'-0"

UK - STUDENT CENTER RENOVATION AND EXPANSION BP#3

Lexington, Kentucky

RD063

RECORD DRAWINGS

RECORD DRAWINGS

Job Number: 1404.00 | 11/18/19 | Drawn By: Author | Checked By: Checker | Revision: 2

Omni ARCHITECTS
212 North Upper Street
Lexington, Kentucky 40507
p. 859.252.6664
www.omniarchitects.com

PERKINS + WILL
1315 Peachtree Street
Atlanta, Georgia 30309
p 404.837.2300
www.perkinswill.com

No.	Description	Date
2	RFI, ASI, PCO, CO	06/2015

RECORD DOCUMENTS

These Record Documents have been prepared based on information provided by others. The Consultant has not verified the accuracy and/or completeness of this information and shall not be responsible for any errors or omissions that may be incorporated as a result of erroneous information provided by others.

Omni ARCHITECTS — November 2019 — DATE

MICHAEL W. JACOBS — No. 2368 — COMMONWEALTH OF KENTUCKY — ARCHITECT

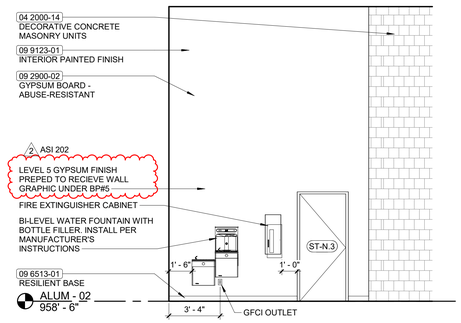

1 RD064 ASI 202.5 - INTERIOR ELEVATION - LEVLE 02 WATERFOUNTAIN NICHE
1/4" = 1'-0"

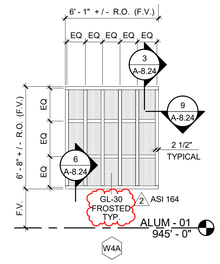

2 RD064 ASI 164 - AREA A FRAME TYPE W4A - REF SHEET A-8.5
1/4" = 1'-0"

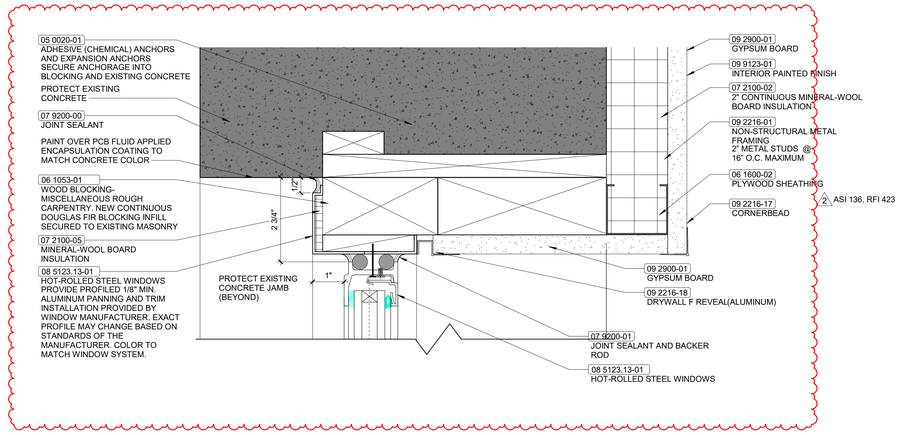

3 RD064 ASI 136.1 - TYPICAL LEVEL 01 CURTAINWALL / CONCRETE HEAD - ALUMNI GYM LEVEL 01 - BP#2 - REF SHEET A-8.24
6" = 1'-0"

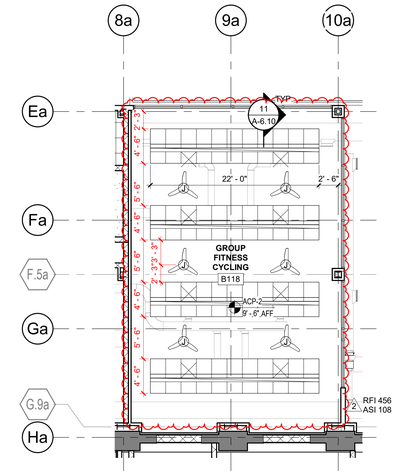

4 RD064 ASI 108 - LEVEL 01 REFLECTED CEILING PLAN - AREA A GROUP FITNESS CYCLING B118 - RFI 456
1/8" = 1'-0"

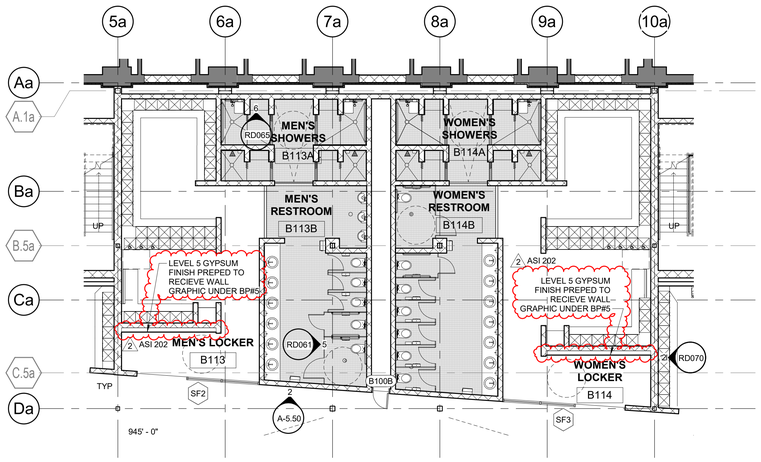

5 RD064 ASI 202.3 - LEVEL 01 FLOOR PLAN - AREA A
1/8" = 1'-0"

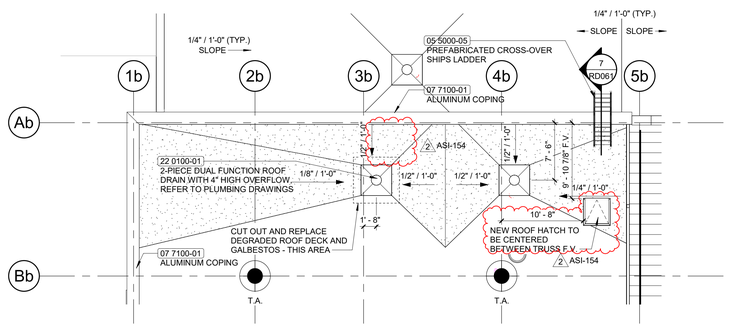

6 RD064 ASI 154 - ROOF PLAN - AREA B
1/8" = 1'-0"

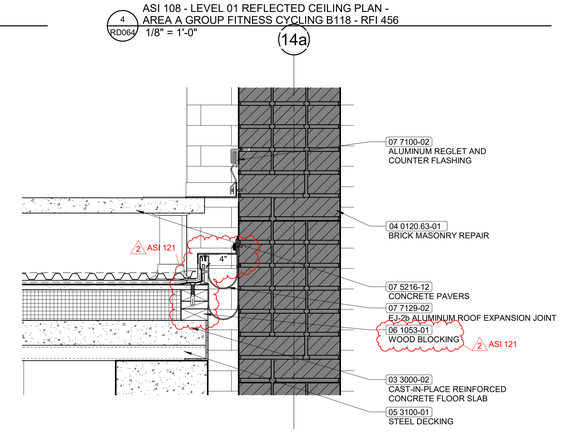

7 RD064 ASI 121 REF. 4/A-4.3 EXPANSION JOINT DETAIL
1 1/2" = 1'-0"

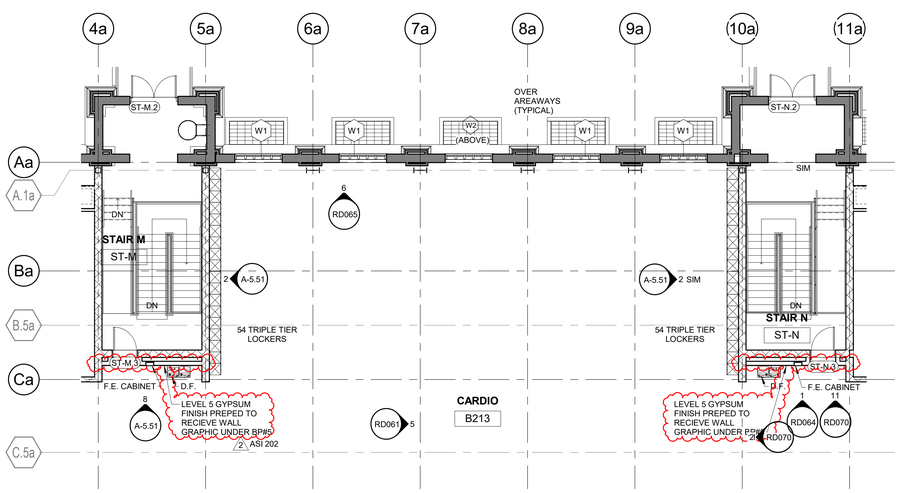

8 RD064 ASI 202.4 LEVEL 02 PLAN - AREA A
1/8" = 1'-0"

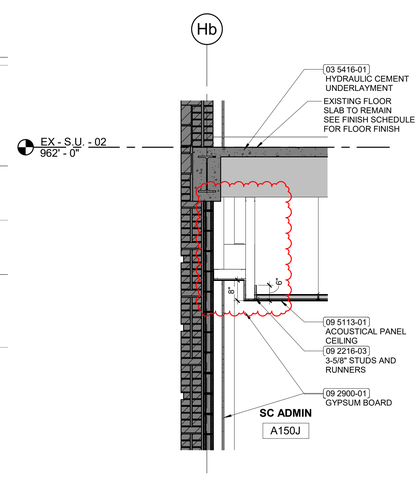

9 RD064 ASI 183.2 - REFER TO 6/A-4.7 EXTERIOR WALL SECTION - AREA B
1/2" = 1'-0"

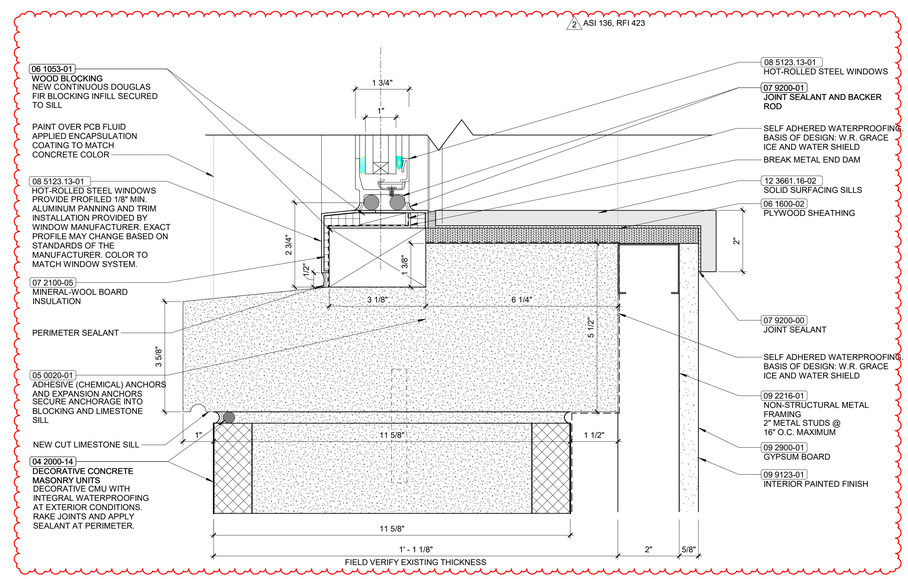

10 RD064 ASI 136.2 - TYPICAL LEVEL 01 CURTAINWALL / CONCRETE SILL- ALUMNI GYM LEVEL 01 - BP#2 - REF SHEET A-8.24
6" = 1'-0"

UK - STUDENT CENTER RENOVATION AND EXPANSION BP#3 Lexington, Kentucky

Revision: 2
Checked By: Checker
Drawn By: Author
11/18/19
Job Number: 1404.00

No.	Description	Date
2	RFI, ASI, PCO, CO	06/2015

RECORD DOCUMENTS
These Record Documents have been prepared based on information provided by others and shall not be verified the accuracy and/or completeness of this information and shall not be responsible for any errors or omissions that may be incorporated as a result of inaccurate or incomplete information.
Omni ARCHITECTS
November 2019
DATE

PERKINS + WILL
1315 Peachtree Street
Atlanta, Georgia 30309
p 404.837.2300
www.perkinswill.com

Omni ARCHITECTS
212 North Upper Street
Lexington, Kentucky 40507
p. 859.252.6664
www.omniarchitects.com

RECORD DRAWINGS

RECORD DRAWINGS

RD064

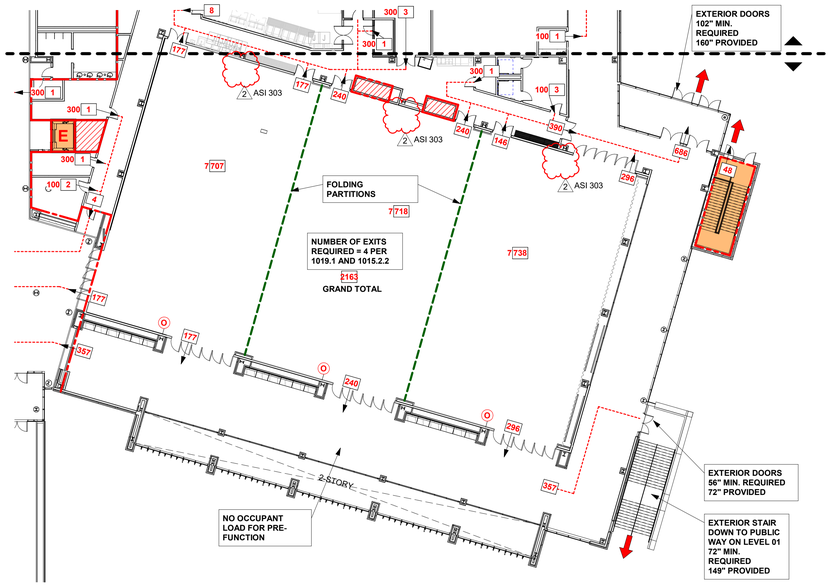

1 RD065 ASI 303.1 - EGRESS COMPONENT PLAN @ LEVEL 02
1" = 20'-0"

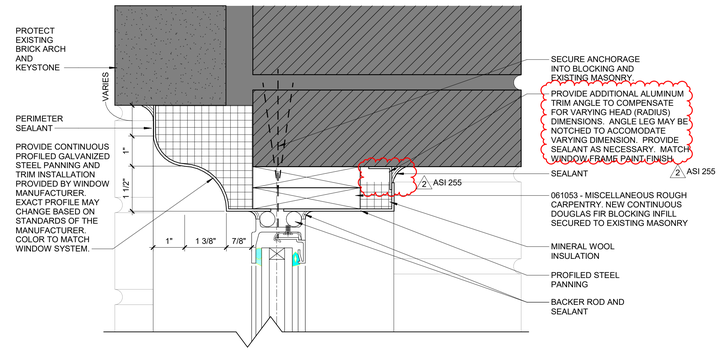

2 RD065 ASI 255.1 - TYPICAL STEEL WINDOW / ARCHED BRICK HEAD - ALUMNI GYM LEVEL 02 REFER TO 3/A-8.6
6" = 1'-0"

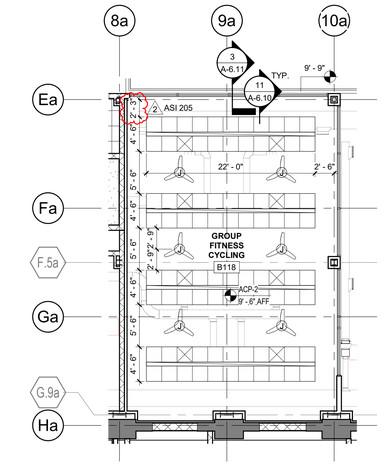

3 RD065 ASI 205.1 - LEVEL 01 REFLECTED CEILING PLAN - AREA A REF 1/A-6.1a
1/8" = 1'-0"

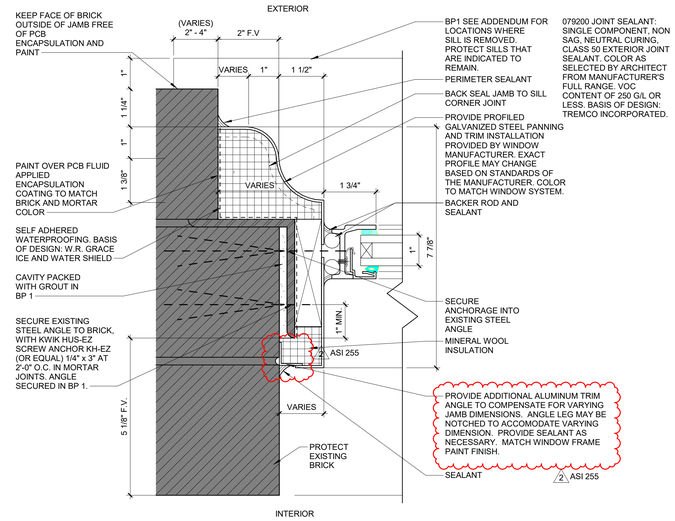

4 RD065 ASI 255.2 - TYPICAL STEEL WINDOW / BRICK JAMB- ALUMNI GYM LEVEL 02 REFER TO 10/A-8.6
6" = 1'-0"

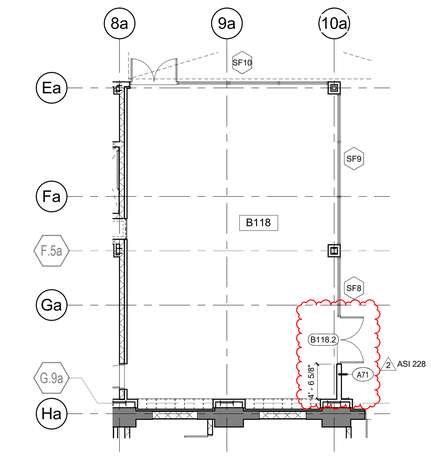

5 RD065 ASI 228.2 - LEVEL 01 DIMENSION PLAN - AREA A REF A-1.1a-d
1/8" = 1'-0"

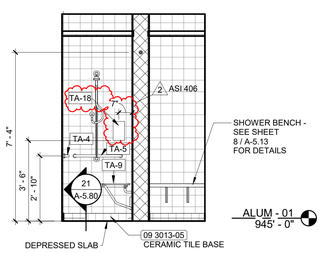

6 RD065 INTERIOR ELEVATION- SHOWER
3/8" = 1'-0"

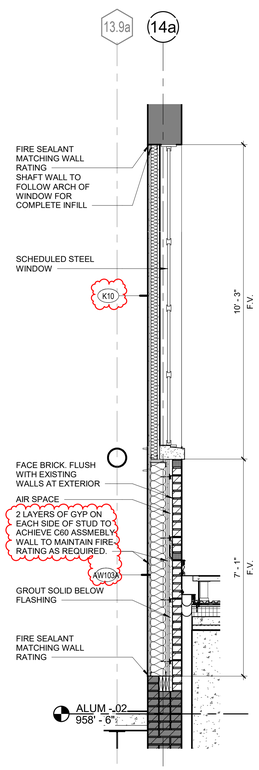

8 RD065 ASI 266 - Detail 63
1/2" = 1'-0"

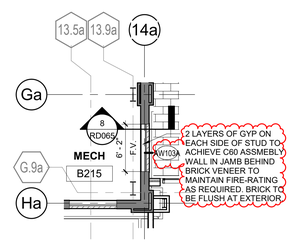

9 RD065 ASI 266 - LEVEL 02 DIMENSION PLAN - AREA A - REF SHEET A-1.2a-d
1/8" = 1'-0"

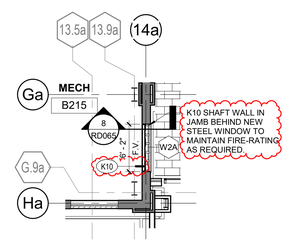

10 RD065 ASI 266 - LEVEL 02 DIMENSION PLAN - AREA A - REF SHEET A-1.2a-d ABOVE
1/8" = 1'-0"

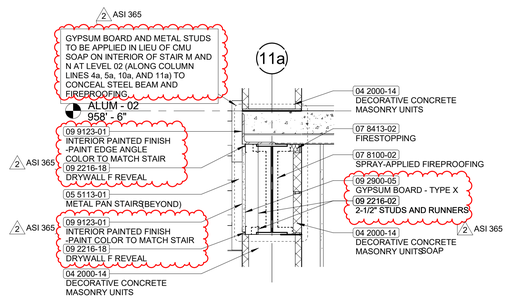

7 RD065 ASI 365 - STAIR M AND N TYPICAL EOS DETAIL AT L02
1" = 1'-0"

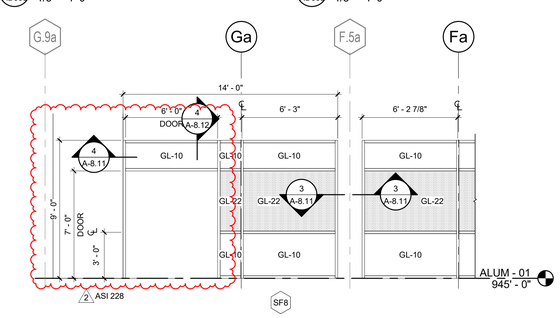

11 RD065 ASI 228.3 - STOREFRONT FRAMES AND TYPES (SF8) REF 1/A-8.11
1/4" = 1'-0"

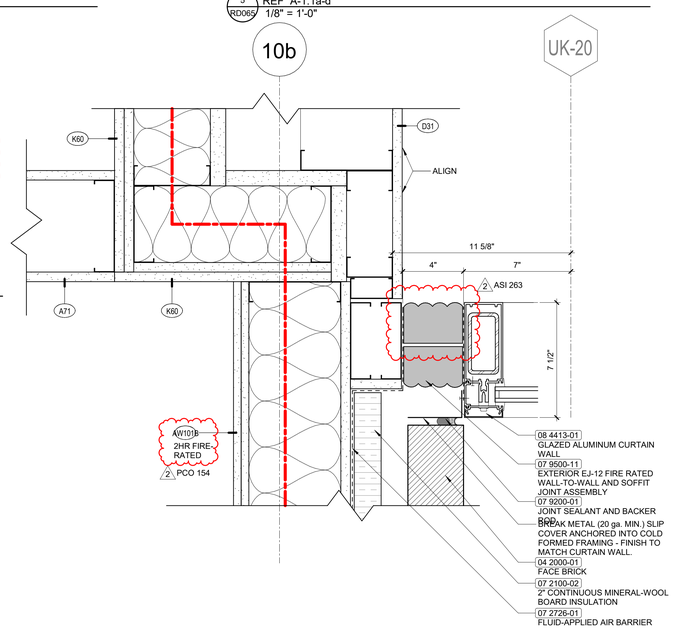

12 RD065 ASI 263.1 - EXPANSION JOINT DETAIL @ ST-D REFER TO 13/A-9.22
3" = 1'-0"

UK - STUDENT CENTER RENOVATION AND EXPANSION BP#3 Lexington, Kentucky

Job Number: 1404.00 | 11/18/19 | Drawn By: Author | Checked By: Checker | Revision: 2

No.	Description	Date
2	RFI, ASI, PCO, CO	06/2015

RECORD DOCUMENTS
These Record Documents have been prepared based on information provided by others and shall not be verified the accuracy and/or completeness of this information and shall not be responsible for any errors or omissions that may be incorporated as a result of inaccurate or incomplete information provided.
November 2019

Omni ARCHITECTS
212 North Upper Street
Lexington, Kentucky 40507
p. 859.252.6664
www.omniarchitects.com

PERKINS + WILL
1315 Peachtree Street
Atlanta, Georgia 30309
p. 404.837.2300
www.perkinswill.com

RECORD DRAWINGS

RECORD DRAWINGS

RD065

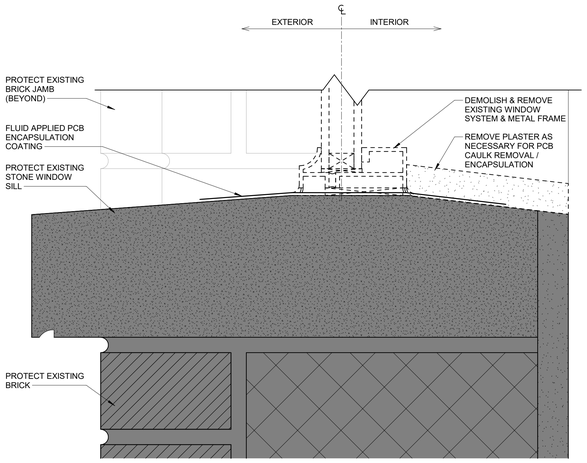

1 RD066 PCO 006.3 TYPICAL CURTAINWALL / BRICK SILL- 1938 STUDENT UNION LEVEL 02- DEMOLITION BP#1
6" = 1'-0"

GENERAL NOTES

EXACT DIMENSIONS VARY, FIELD MEASURE EACH OPENING
TO VALIDATE ACTUAL ROUGH OPENINGS.

PROTECT ALL SUBSTRATES. DO NOT ALTER SUBSTRATES
UNTIL WEATHER PROTECTION MEASURES ARE IN PLACE
& BP # 2 PATCH & REPAIR MEASURES ARE TIMELY FOLLOWED.

PCB'S HAVE BEEN IDENTIFIED ON SEALANTS. STRICTLY FOLLOW ABATEMENT MEASURES.

REFER TO SIERRA ENVIRONMENTAL ADDENDUM FOR PCB CAULK REMOVAL AND ENCAPSULATION AT WINDOWS IN 1938 STUDENT UNION AND ALUMNI GYM.

PROVIDE A WEATHER TIGHT INSTALLATION.

PROVIDE SHOP DRAWINGS FOR REVIEW AND APPROVAL

PROVIDE PRICING FOR MOCK-UP AND ENTIRE INSTALLATION OF NEW WINDOWS

CONDITIONS VARY. EXAMINE IN FIELD



2 RD066 PCO 050 ALUMNI GYM - SOUTH ELEVATION - CMU INFILL BELOW SILL
12" = 1'-0"

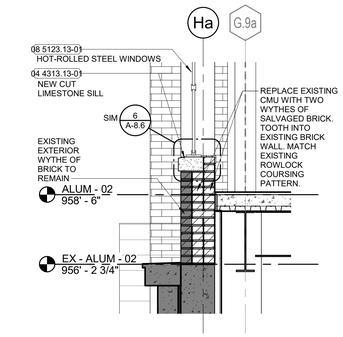

3 RD066 PCO 050 ALUMNI GYM - WALL SECTION - BRICK INFILL
1/2" = 1'-0"

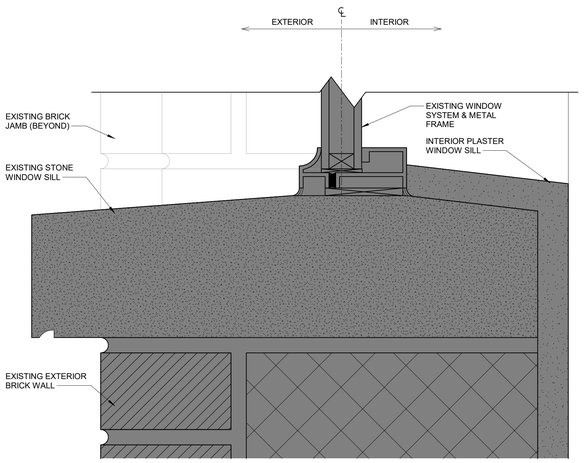

4 RD066 PCO 006.3 TYPICAL CURTAINWALL / BRICK SILL- 1938 STUDENT UNION LEVEL 02-EXISTING BP#2
6" = 1'-0"

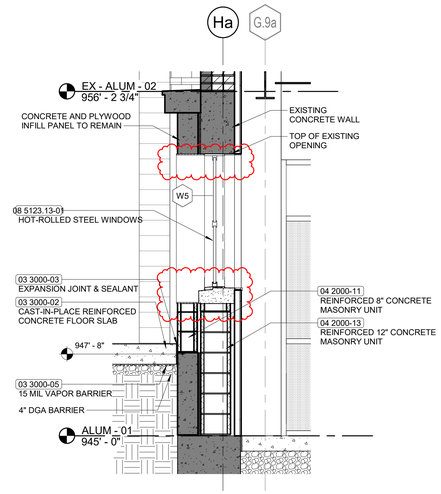

5 RD066 PCO 049 ALUMNI GYM - WALL SECTION - CMU INFILL
1/2" = 1'-0"

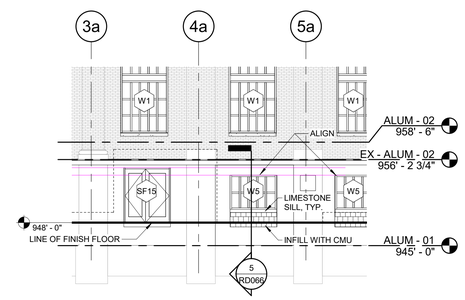

6 RD066 PCO 049 ALUMNI GYM - SOUTH ELEVATION - NEW WORK
1/8" = 1'-0"

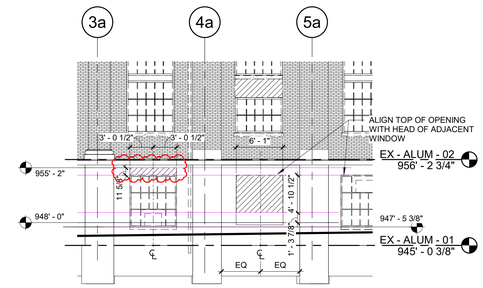

7 RD066 PCO 049 ALUMNI GYM - SOUTH ELEVATION - DEMOLITION
1/8" = 1'-0"

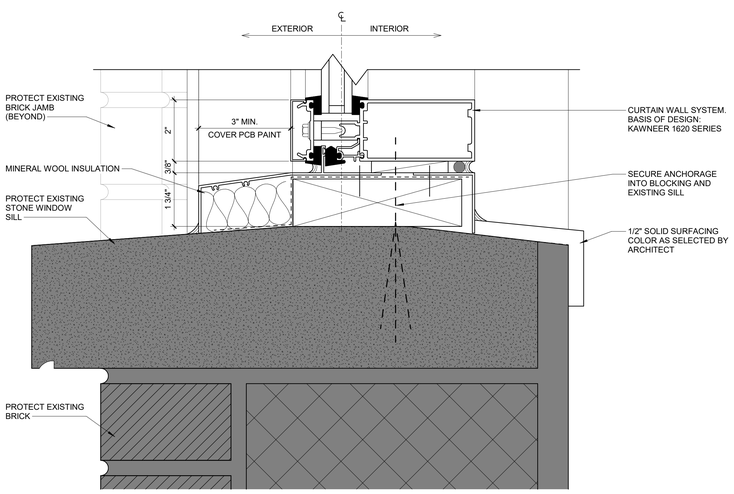

8 RD066 PCO 006.3 TYPICAL CURTAINWALL / BRICK SILL- 1938 STUDENT UNION LEVEL 02
6" = 1'-0"

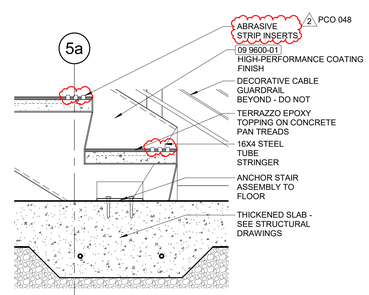

9 RD066 PCO 048 DETAIL @ BOTTOM OF MONUMENTAL STAIR - REF 14/A-5.2
1 1/2" = 1'-0"

079200 JOINT SEALANT: SINGLE COMPONENT, NON SAG, NEUTRAL CURING, CLASS 50 EXTERIOR JOINT SEALANT. COLOR AS SELECTED BY ARCHITECT FROM MANUFACTURER'S FULL RANGE. VOC CONTENT OF 250 G/L OR LESS. BASIS OF DESIGN: TREMCO INCORPORATED.

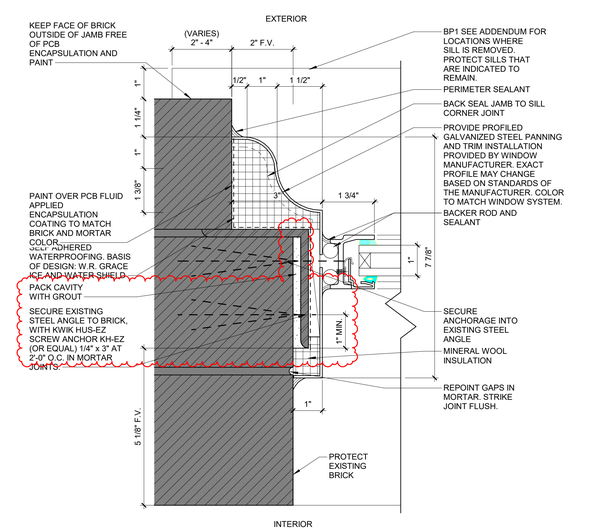

10 RD066 PCO 040 STEEL WINDOW JAMB DETAIL - ALUMNI GYM
6" = 1'-0"

UK - STUDENT CENTER RENOVATION AND EXPANSION BP#3 Lexington, Kentucky

Job Number: 1404.00 | 11/18/19 | Drawn By: Author | Checked By: Checker | Revision: 2

No.	Description	Date
2	RFI, ASI, PCO, CO	06/2015

RECORD DOCUMENTS
These Record Documents have been prepared based on information provided by others. The Contractor shall verified the accuracy and/or completeness of this information and shall not be responsible for any errors or omissions that may be incorporated as a result of inaccurate or incomplete information provided.
Omni ARCHITECTS
November 2019
DATE

PERKINS + WILL
1315 Peachtree Street
Atlanta, Georgia 30309
p 404.837.2300
www.perkinswill.com

Omni ARCHITECTS
212 North Upper Street
Lexington, Kentucky 40507
p. 859.252.0664
www.omniarchitects.com

RECORD DRAWINGS

RECORD DRAWINGS

RD066

FIREPROOFING COLUMN LEGEND

- NEW STEEL COLUMN WITH SPRAY APPLIED FIREPROOFING, ALLOW FOR CLEARANCES WITH NEW WORK
- NEW STEEL RECTANGULAR TUBE COLUMN WITH SPAY APPLIED FIREPROOFING
- NEW STEEL WIDE FLANGE COLUMN WITH INTUMESCENT FIREPROOFING
- NEW STEEL RECTANGULAR TUBE COLUMN WITH INTUMESCENT FIREPROOFING
- NEW 24" DIAMETER ROUND 2 HOUR CAST-IN-PLACE CONCRETE COLUMN
- EXISTING STEEL WIDE-FLANGE COLUMN IN SHALL RECEIVE PREP, PRIMER AND SPRAY APPLIED FIREPROOFING
- EXISTING STEEL WIDE FLANGE COLUMN WITH AN EXISTING CLAY TILE FIREPROOFING UP TO 20'. PREP, PRIME AND APPLY SPRAY APPLIED FIREPROOFING FOR THE REMAINDER OF THE COLUMN HEIGHT
- EXISTING 2 HOUR EQUIVALENT STEEL COLUMN WITHIN EXISTING WALL. NO ADDITIONAL FIREPROOFING NECESSARY
- EXISTING WIDE FLANGE SHALL RECEIVE PREP, PRIMER AND INTUMESCENT FIRE PROOFING
- NEW STEEL CIRCULAR COLUMN WITH INTUMESCENT FIREPROOFING, ALLOW FOR CLEARANCES WITH NEW WORK

2 PCO 140

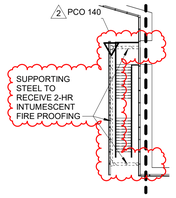

2 RD067 PCO 140.3 FIREPROOFING PLAN @ LEVEL 03
1" = 20'-0"

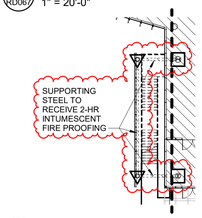

3 RD067 PCO 140.2 FIREPROOFING PLAN @ LEVEL 02
1" = 20'-0"

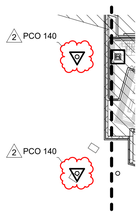

4 RD067 PCO 140.1 FIREPROOFING PLAN @ LEVEL 01
1" = 20'-0"

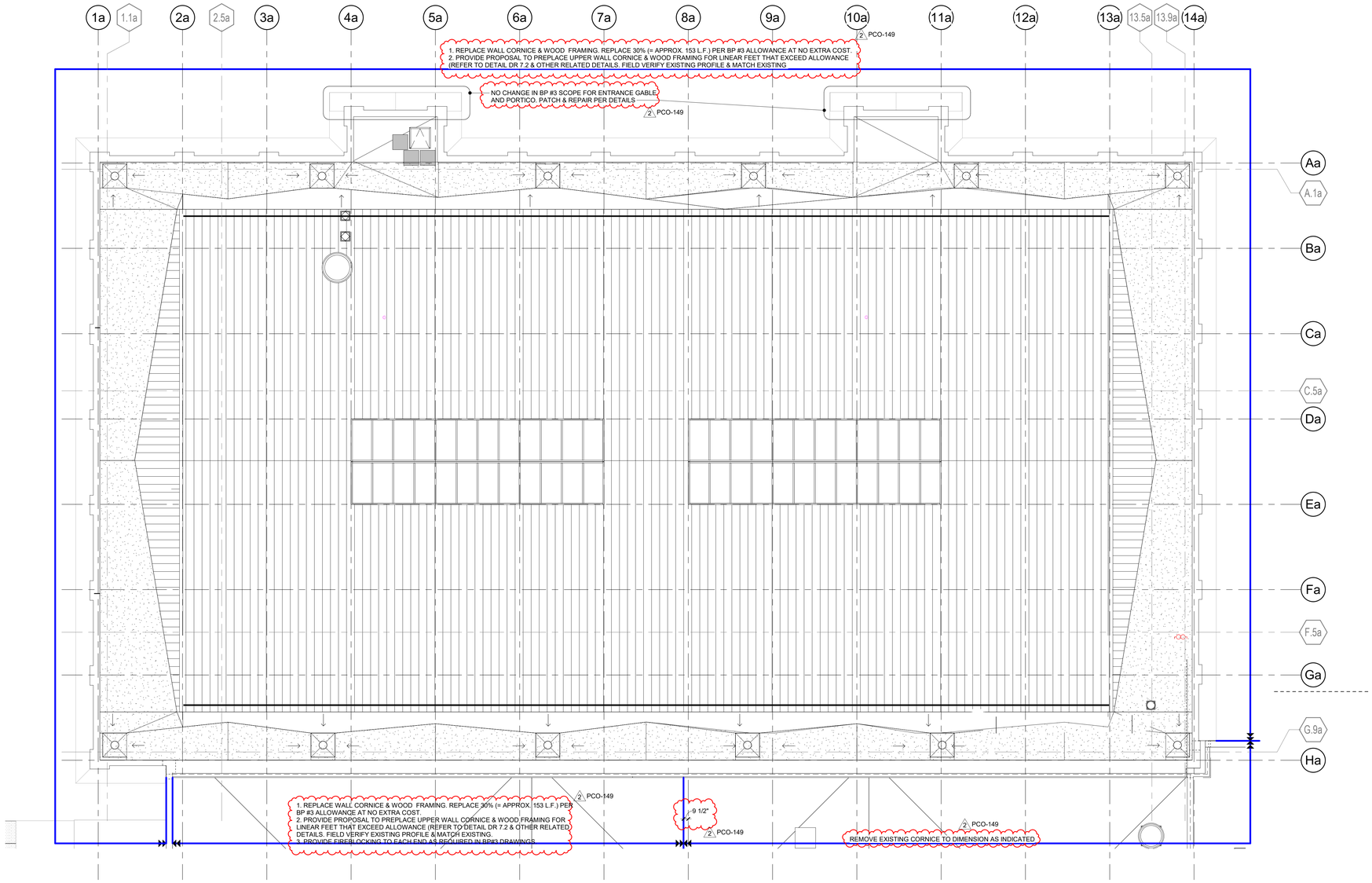

1 RD067 PCO 149 ROOF PLAN - AREA A - REF TO DRAWING 1/A-7.1a
1/8" = 1'-0"

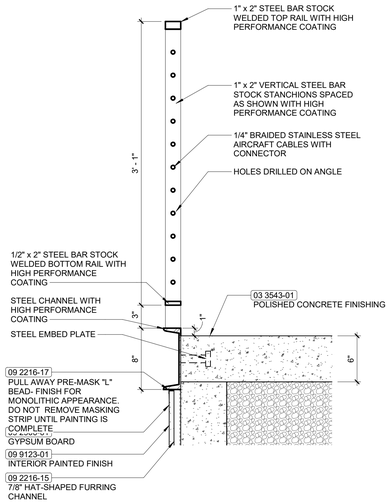

5 RD067 PCO 108.2 SECTION @ RAMP ref 1/A-5.2
1 1/2" = 1'-0"

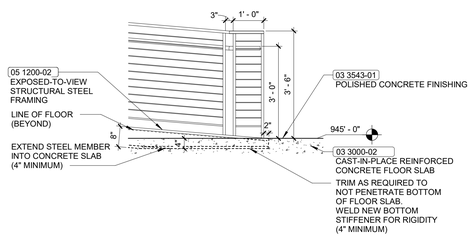

6 RD067 PCO 108.1 ELEVATION AT RAMP ref 1/A-5.2
1/2" = 1'-0"

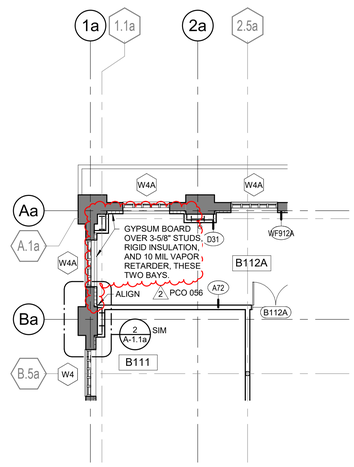

7 RD067 PCO 056 LEVEL 01 DIMENSION PLAN - AREA A - REF. DRAWING 1/A-1.1a-d
1/8" = 1'-0"

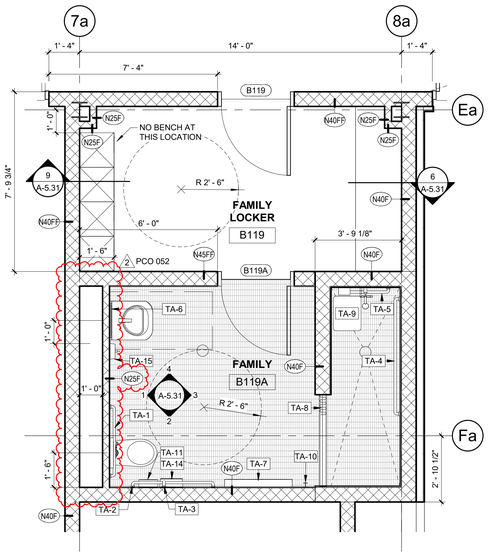

8 RD067 PCO 052 ENLARGED FAMILY LOCKER ROOM PLAN - RFI 210, PCO 052 - REF SHEET A-5.31
3/8" = 1'-0"

UK - STUDENT CENTER RENOVATION AND EXPANSION BP#3 Lexington, Kentucky

Revision: 2
Checked By: Checker
Drawn By: Author
11/18/19
Job Number: 1404.00

RECORD DOCUMENTS
These Record Documents have been prepared based on information provided by others. The contractor shall verified the accuracy and/or completeness of this information and shall not be responsible for any errors or omissions that may be incorporated as a result of inaccurate information provided by others.
Omni ARCHITECTS
November 2019
DATE

No.	Description	Date
2	RFI, ASI, PCO, CO	06/2015

PERKINS + WILL
1315 Peachtree Street
Atlanta, Georgia 30309
p. 404.837.2300
www.perkinswill.com

212 North Upper Street
Lexington, Kentucky 40507
p. 859.252.6664
www.omniarchitects.com
Omni ARCHITECTS

RECORD DRAWINGS

RECORD DRAWINGS

RD067

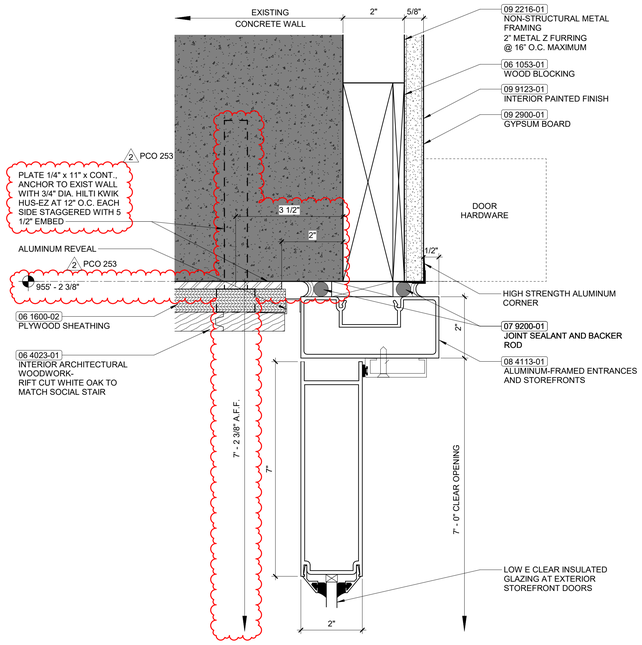

1 RD068 PCO 253.2 TYPICAL DETAIL @ STOREFRONT HEAD - REF DRAWING 8/A-8.12
6" = 1'-0"

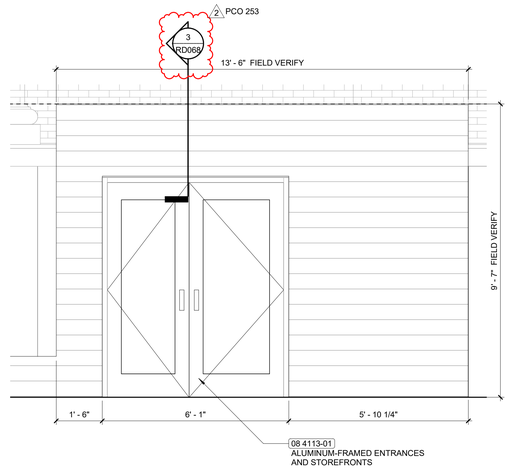

2 RD068 PCO 253.1 ALUMNI GYM ENTRY PORTAL - REF DRAWING 1/A-5.94
1/2" = 1'-0"

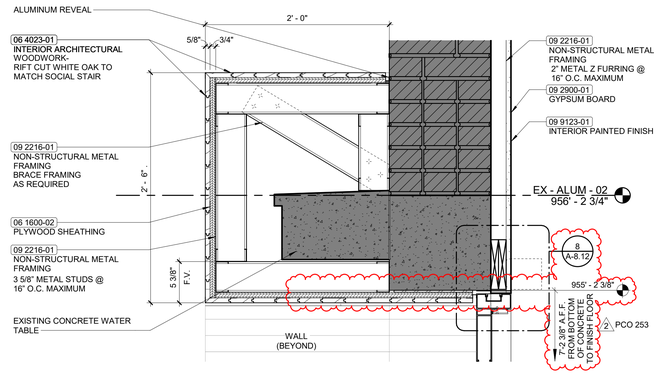

3 RD068 PCO 253.1 TYPICAL DETAIL @ ENTRY PORTAL HEAD - REF DETAIL 5/A-5.94
1 1/2" = 1'-0"

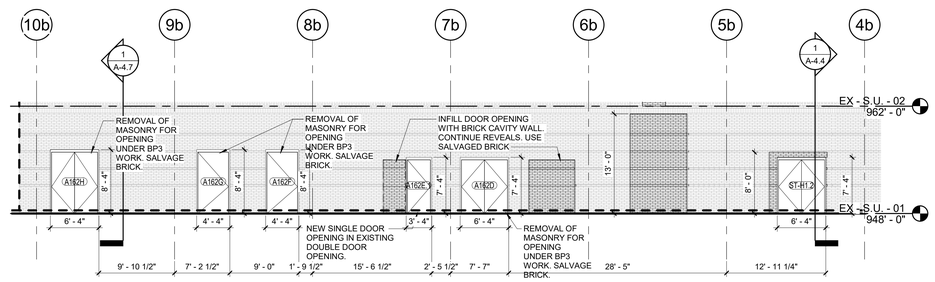

4 RD068 PCO 216.3 REFER TO 1/A-2.3 1938 STUDENT UNION - NORTH ELEVATION
1/8" = 1'-0"

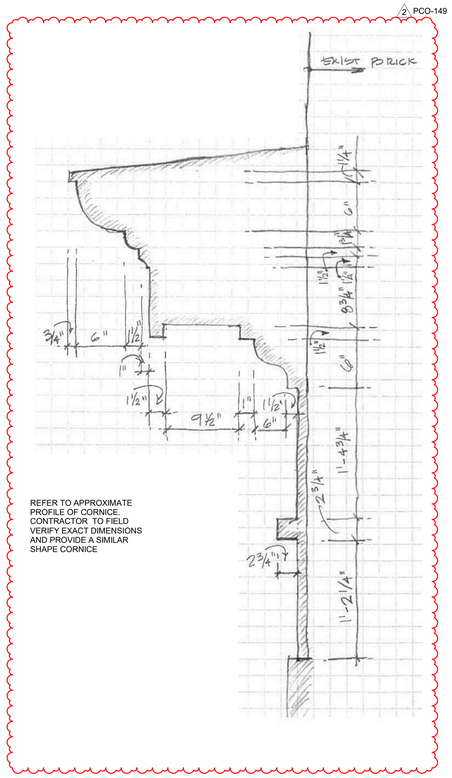

5 RD068 PCO 149 ALUMNI GYM CORNICE PROFILE
NTS

6 RD068 PCO 149 ALUMNI GYM CORNICE PHOTOS
6" = 1'-0"

UK - STUDENT CENTER RENOVATION AND EXPANSION BP#3 Lexington, Kentucky

Job Number: 1404.00 | 11/18/19 | Drawn By: Author | Checked By: Checker | Revision: 2

No.	Description	Date
2	RFI, ASI, PCO, CO	06/2015

RECORD DOCUMENTS
These Record Documents have been prepared based on information provided by others. The contractor shall verified the accuracy and/or completeness of this information and shall not be responsible for any errors or omissions that may be incorporated as a result of errors or omissions provided by others.
November 2019 — DATE

Omni ARCHITECTS
212 North Upper Street
Lexington, Kentucky 40507
p. 859.252.6664
www.omniarchitects.com

PERKINS + WILL
1315 Peachtree Street
Atlanta, Georgia 30309
p. 404.837.2300
www.perkinswill.com

RECORD DRAWINGS

RD068

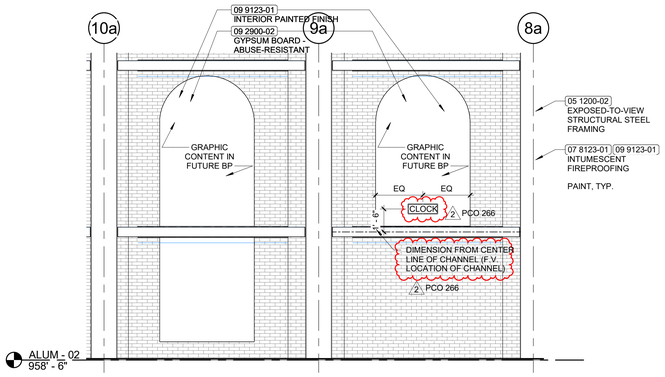

1 RD069 PCO 266.2 INTERIOR ELEVATION - LEVEL 02
WINDOW INFILL (REF DETAIL 10/A-5.51)
1/4" = 1'-0"

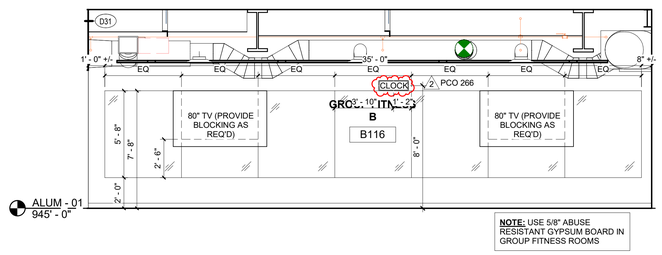

2 RD069 PCO 266.2 INTERIOR ELEVATION - GROUP FITNESS
(REF DETAIL 7/A-5.50)
1/4" = 1'-0"

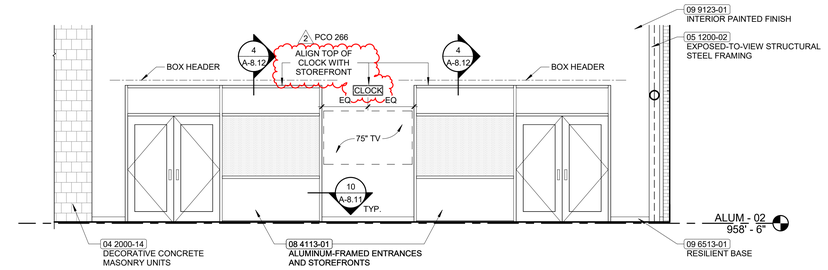

3 RD069 PCO 266.1 INTERIOR ELEVATION - FITNESS
LAB/WELLNESS CENTER B214 (REF ELEV SF 14 ON
SHEET A-8.11)
1/4" = 1'-0"

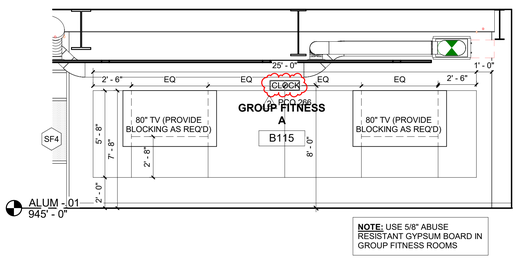

4 RD069 PCO 266.1 INTERIOR ELEVATION - GROUP FITNESS
(REF DETAIL 9/A-5.50)
1/4" = 1'-0"

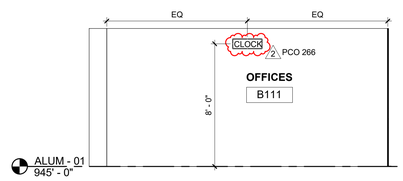

5 RD069 PCO 266.1 INTERIOR ELEVATION - OFFICE B111
(REF SHEET A-5.50)
1/4" = 1'-0"

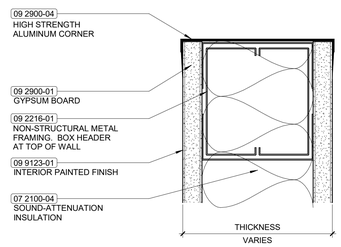

6 RD069 PCO 259.2 TYPICAL DETAIL @ GYPSUM WALL CAP
6" = 1'-0"

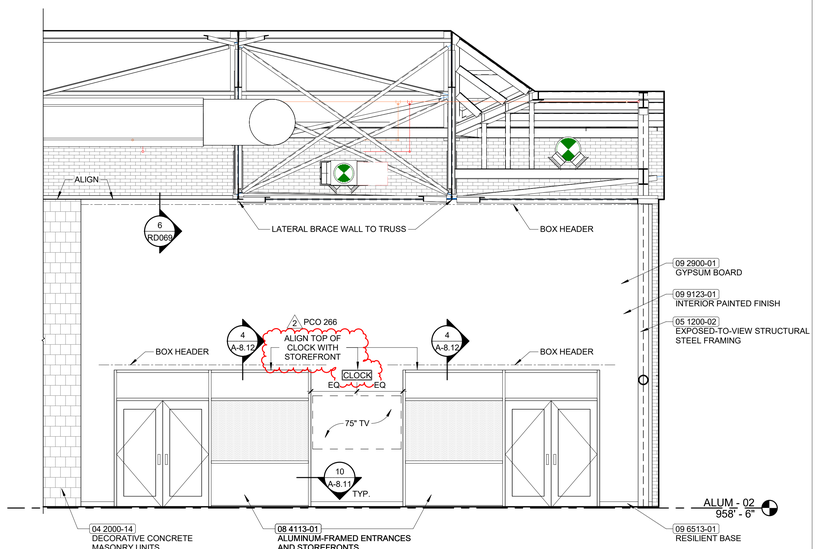

7 RD069 PCO 259.1 INTERIOR ELEVATION - CARDIO B213
(EL. OF FITNESS LAB/ WELLNESS CENTER B214)
1/4" = 1'-0"

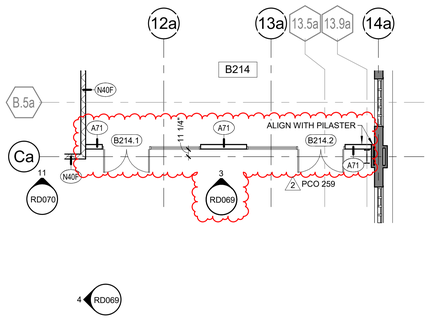

8 RD069 PCO 259.2 LEVEL O2 DIMENSION PLAN - REF.
SHEET A-1.2a-d
1/8" = 1'-0"

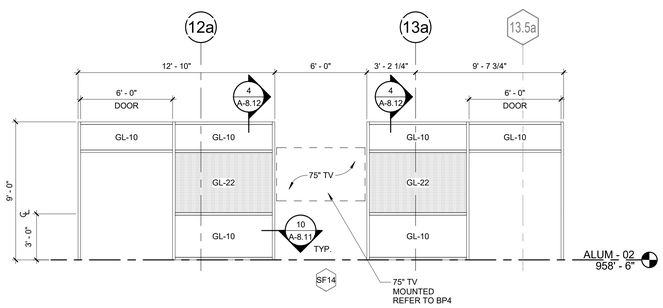

9 RD069 PCO 259.2 STOREFRONT FRAME AND TYPES (SF14
)
1/4" = 1'-0"

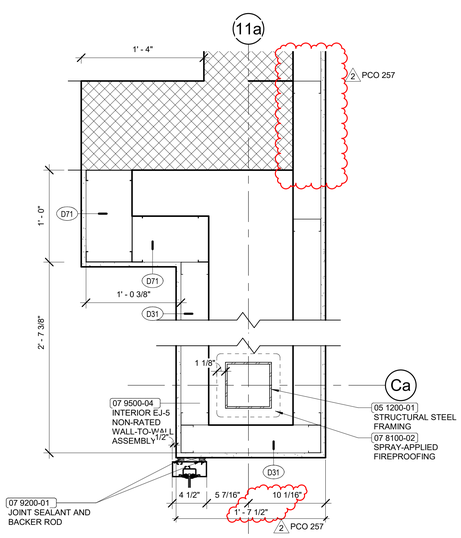

10 RD069 PCO 257.3 COLUMN WRAP DETAIL
1 1/2" = 1'-0"

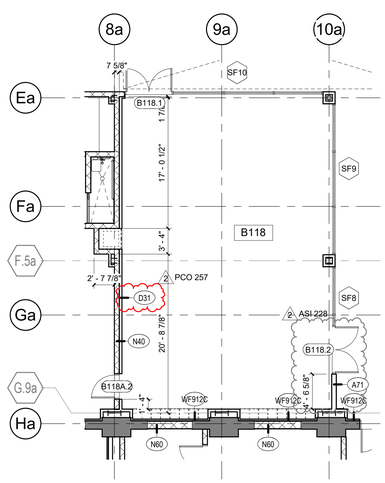

11 RD069 PCO 257.2 LEVEL 01 DIMENSION PLAN - AREA A
REFER TO 1/A-1.1a-d
1/8" = 1'-0"

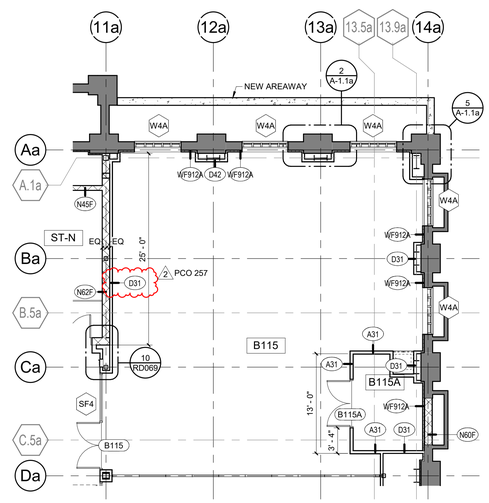

12 RD069 PCO 257.1 LEVEL 01 DIMENSION PLAN - AREA A
REFER TO 1/A-1.1a-d
1/8" = 1'-0"

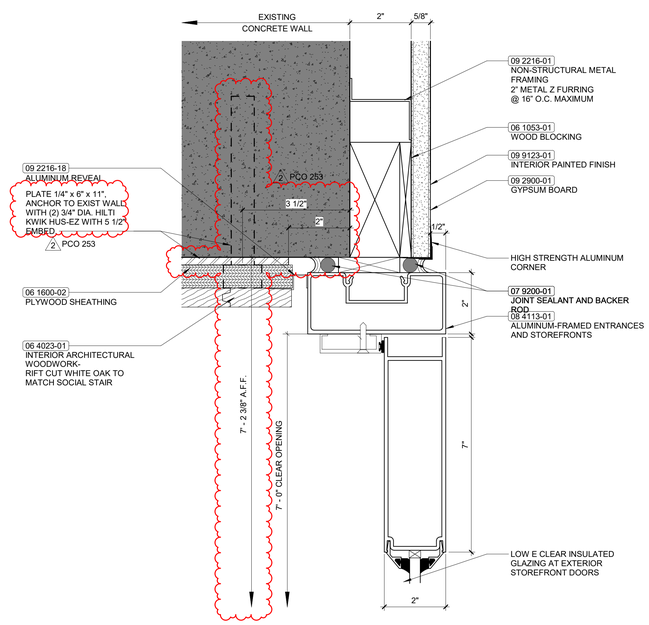

13 RD069 PCO 253.3 TYPICAL DETAIL @ STOREFRONT JAMB
- REF DRAWING 7/A-8.12
6" = 1'-0"

UK - STUDENT CENTER RENOVATION AND EXPANSION BP#3 Lexington, Kentucky

Job Number: 1404.00 | 11/18/19 | Drawn By: Author | Checked By: Checker | Revision: 2

No.	Description	Date
2	RFI, ASI, PCO, CO	06/2015

RECORD DOCUMENTS
These Record Documents have been prepared based on information provided by others. Contractor shall verify the accuracy and/or completeness of this information and shall not be responsible for any errors or omissions that may be incorporated as a result of errors or omissions in provided information.
November 2019 — DATE

Omni ARCHITECTS
212 North Upper Street
Lexington, Kentucky 40507
p. 859.252.6664
www.omniarchitects.com

PERKINS + WILL
1315 Peachtree Street
Atlanta, Georgia 30309
p 404.837.2300
www.perkinswill.com

RECORD DRAWINGS

RECORD DRAWINGS

RD069

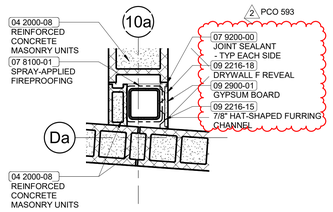

1 RD070 PCO 593.2 COLUMN WRAP PLAN DETAIL
1" = 1'-0"

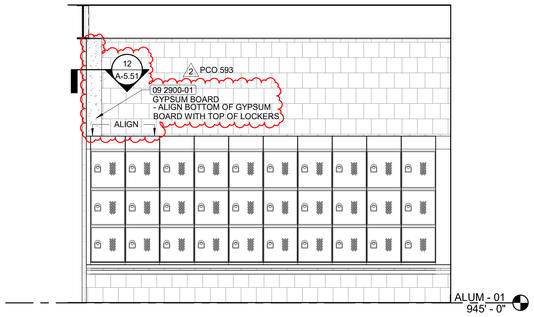

2 RD070 PCO 593.2 LOCKER ELEVATION
3/8" = 1'-0"

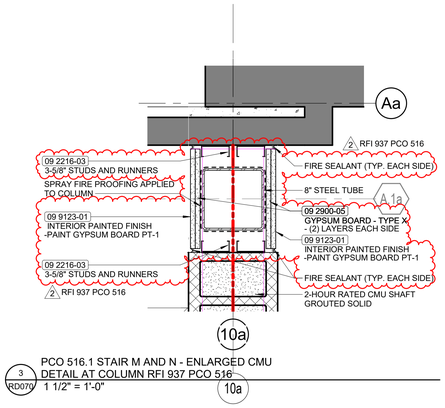

3 RD070 PCO 516.1 STAIR M AND N - ENLARGED CMU DETAIL AT COLUMN RFI 937 PCO 516
1 1/2" = 1'-0"

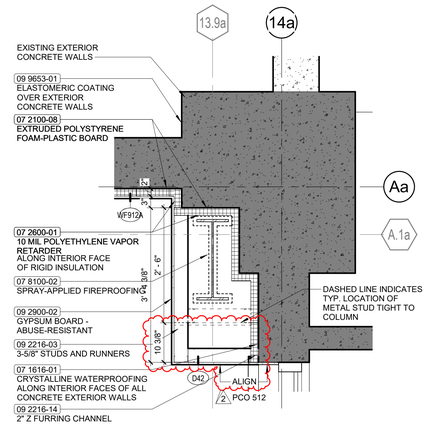

4 RD070 PCO 512.1 PLAN DETAIL AT CORNER PILASTER NORTH EAST CORNER - REF DETAIL 5/A-1.1a
3/4" = 1'-0"

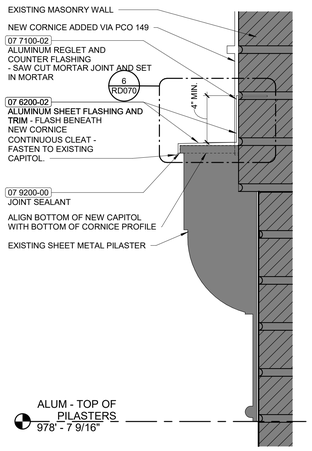

5 RD070 PCO 341 CAPITOL REPAIR SECTION
3" = 1'-0"

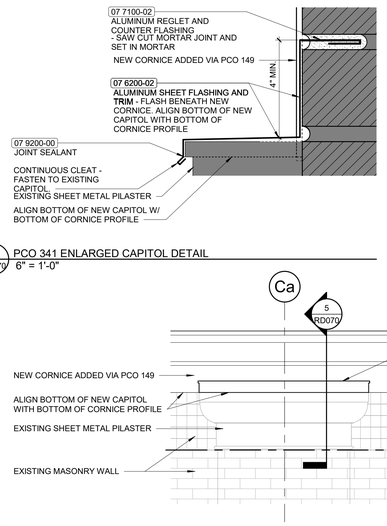

6 RD070 PCO 341 ENLARGED CAPITOL DETAIL
6" = 1'-0"

7 RD070 PCO 341 CAPITOL REPAIR ELEVATION
3/4" = 1'-0"

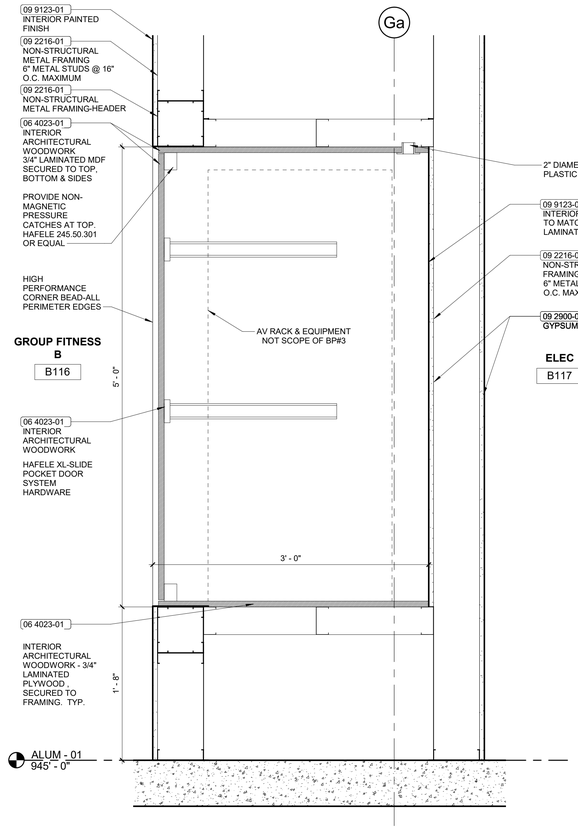

9 RD070 PCO 278.1 SECTION @ AV CASEWORK B116 REFER TO 2/A-5.95
1 1/2" = 1'-0"

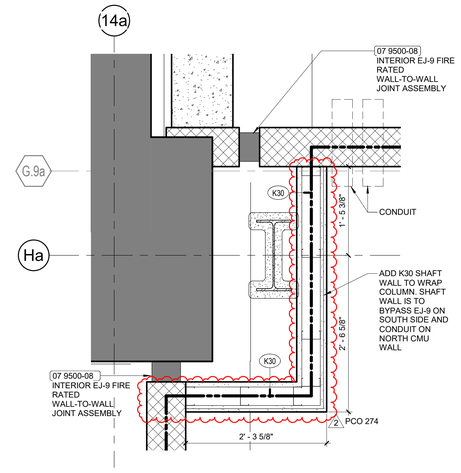

10 RD070 PCO 274 FIRE RATED COLUMN WRAP DETAIL - REF SHEET A-1.1a-d
1" = 1'-0"

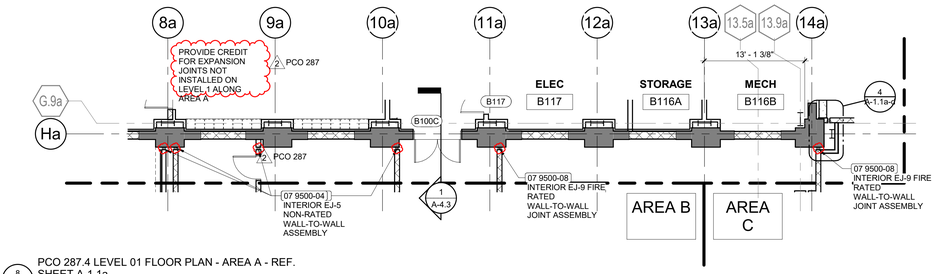

8 RD070 PCO 287.4 LEVEL 01 FLOOR PLAN - AREA A - REF. SHEET A-1.1a
1/8" = 1'-0"

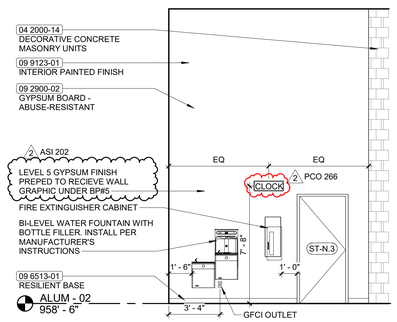

11 RD070 PCO 266.3 INTERIOR ELEVATION - LEVLE 02 WATERFOUNTAIN NICHE (REF DETAIL 8/A-5.51)
1/4" = 1'-0"

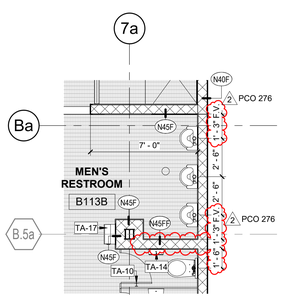

12 RD070 PCO 276 ENLARGED RESTROOM PLAN - TYPICAL - REF DRAWING 3/A-5.30
1/4" = 1'-0"

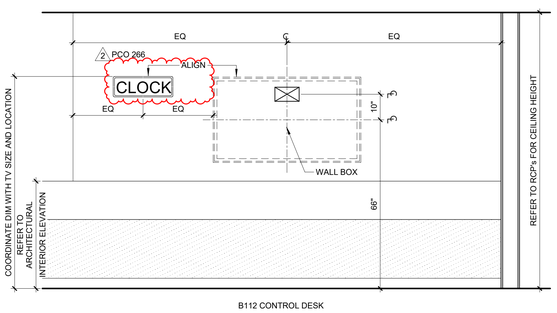

13 RD070 PCO 266.4 65"MOUNTING HEIGHT CONTROL DESK (REF DETAIL 6/A-0.31)
1/2" = 1'-0"

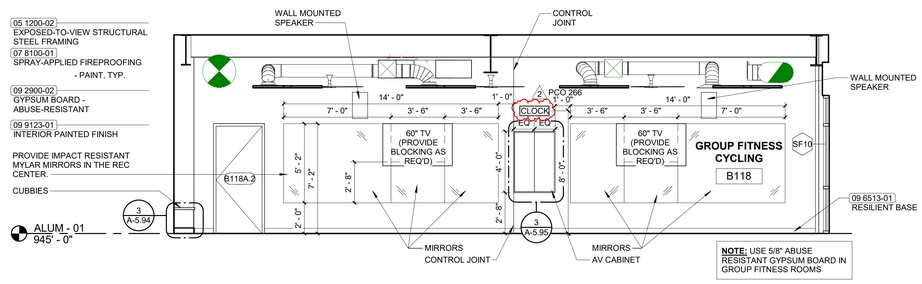

14 RD070 PCO 266.3 INTERIOR ELEVATION - GROUP CYCLING (REF DETAIL 6/A-5.50)
1/4" = 1'-0"

UK - STUDENT CENTER RENOVATION AND EXPANSION BP#3

Lexington, Kentucky

Revision: 2
Checked By: Checker
Drawn By: Author
11/18/19
Job Number: 1404.00

No.	Description	Date
2	RFI, ASI, PCO, CO	06/2015

RECORD DOCUMENTS
These Record Documents have been prepared based on information provided by others and shall not be verified the accuracy and/or completeness of this information and shall not be responsible for any errors or omissions that may be incorporated as a result of inaccurate or incomplete information provided.
Omni ARCHITECTS
November 2019
DATE

212 North Upper Street
Lexington, Kentucky 40507
p. 859.252.6664
www.omnicarchitects.com

PERKINS + WILL
1315 Peachtree Street
Atlanta, Georgia 30309
p. 404.837.2300
www.perkinswill.com

Omni ARCHITECTS

RECORD DRAWINGS

RECORD DRAWINGS

RD070

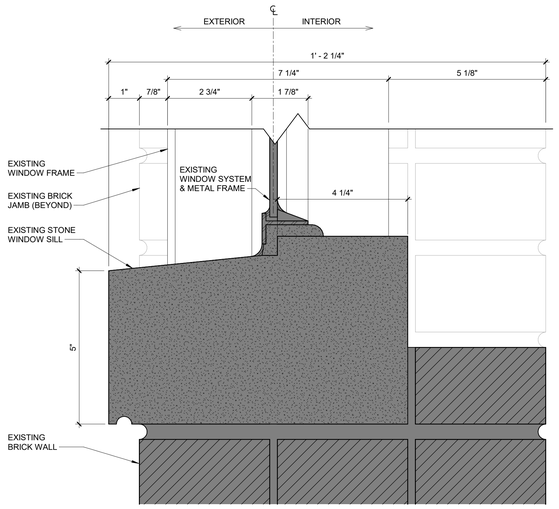

1 RD071 PCO 006.3 TYPICAL STEEL WINDOW / STONE SILL- ALUMNI GYM LEVEL 02- EXISTING BP#1
6" = 1'-0"

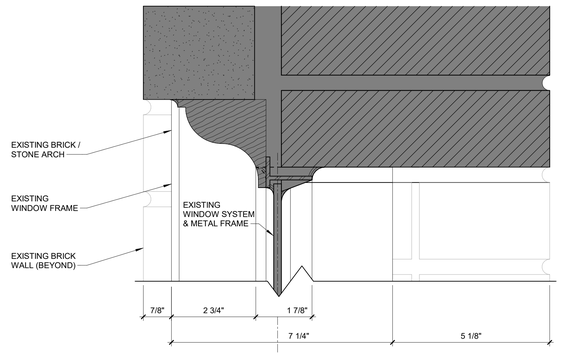

2 RD071 PCO 006.3 TYPICAL STEEL WINDOW / ARCHED BRICK HEAD- ALUMNI GYM LEVEL 02- EXISTING BP#1
6" = 1'-0"

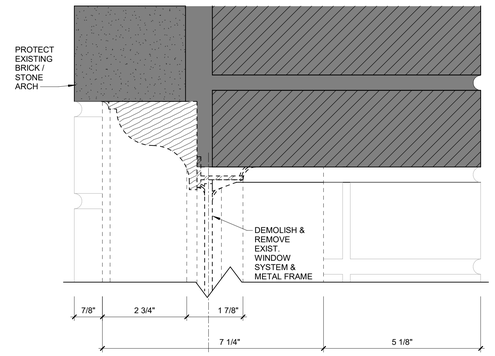

3 RD071 PCO 006.3 TYPICAL STEEL WINDOW / ARCHED BRICK HEAD- ALUMNI GYM LEVEL 02- DEMOLITION BP#1
6" = 1'-0"

GENERAL NOTES

EXACT DIMENSIONS VARY, FIELD MEASURE EACH OPENING
TO VALIDATE ACTUAL ROUGH OPENINGS.

PROTECT ALL SUBSTRATES. DO NOT ALTER SUBSTRATES
UNTIL WEATHER PROTECTION MEASURES ARE IN PLACE
& BP # 2 PATCH & REPAIR MEASURES ARE TIMELY FOLLOWED.

PCB'S HAVE BEEN IDENTIFIED ON SEALANTS. STRICTLY FOLLOW ABATEMENT MEASURES.

REFER TO SIERRA ENVIRONMENTAL ADDENDUM FOR PCB CAULK REMOVAL AND ENCAPSULATION AT WINDOWS IN 1938 STUDENT UNION AND ALUMNI GYM.

PROVIDE A WEATHER TIGHT INSTALLATION.

PROVIDE SHOP DRAWINGS FOR REVIEW AND APPROVAL

PROVIDE PRICING FOR MOCK-UP AND ENTIRE INSTALLATION OF NEW WINDOWS

CONDITIONS VARY. EXAMINE IN FIELD

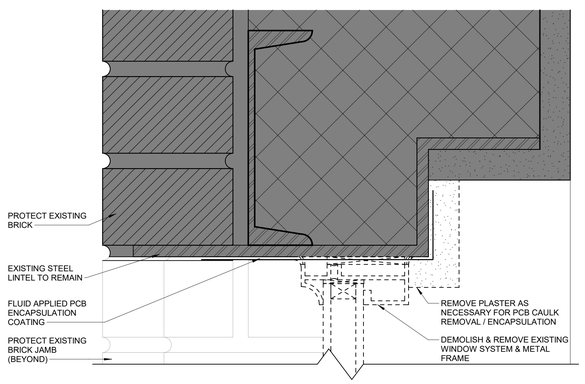

4 RD071 PCO 006.3 TYPICAL CURTAINWALL / BRICK HEAD - 1938 STUDENT UNION LEVEL 02- DEMOLITION BP#1
6" = 1'-0"

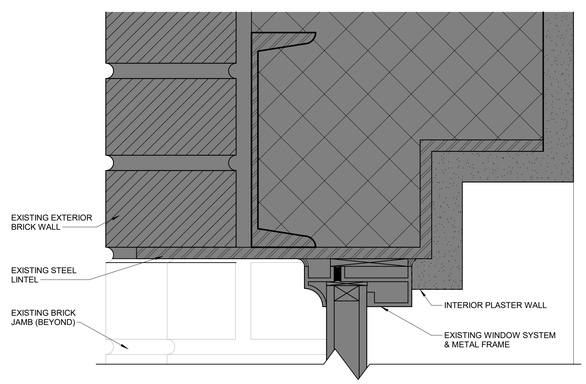

5 RD071 PCO 006.3 TYPICAL CURTAINWALL / BRICK HEAD - 1938 STUDENT UNION LEVEL 02- EXISTING BP#1
6" = 1'-0"

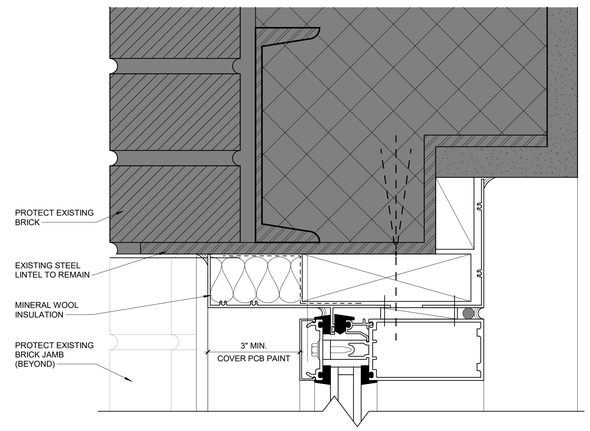

6 RD071 PCO 006.3 TYPICAL CURTAINWALL / BRICK HEAD - 1938 STUDENT UNION LEVEL 02
6" = 1'-0"

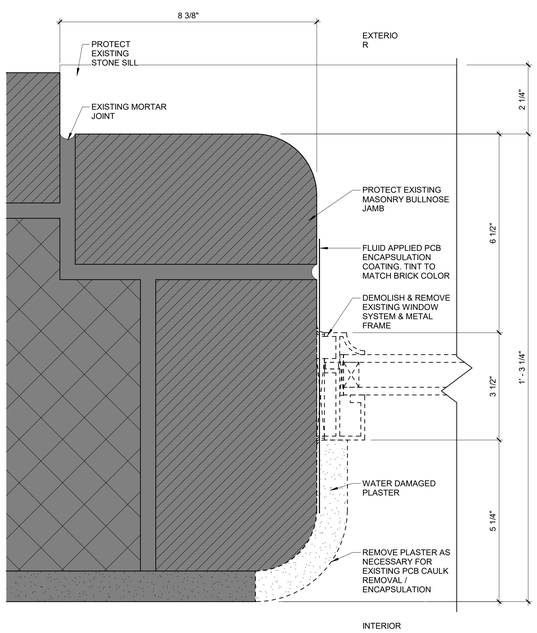

7 RD071 PCO 006.3 TYPICAL CURTAINWALL / BRICK JAMB- 1938 STUDENT UNION LEVEL 02- DEMOLITION BP#2
6" = 1'-0"

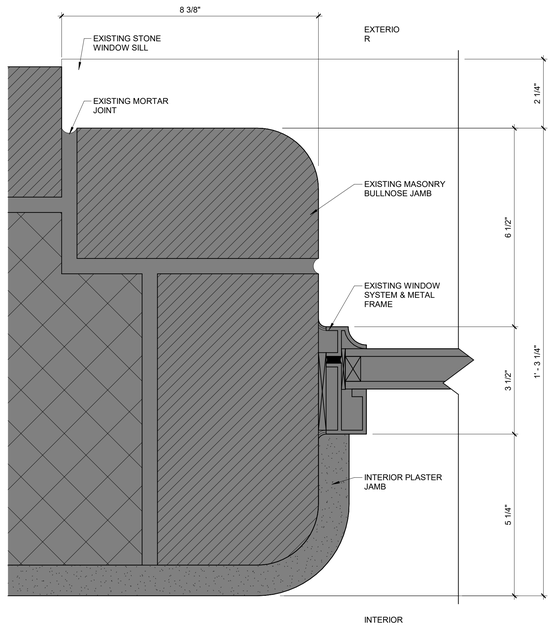

8 RD071 PCO 006.3 TYPICAL CURTAINWALL / BRICK JAMB- 1938 STUDENT UNION LEVEL 02- EXISTING BP#1
6" = 1'-0"

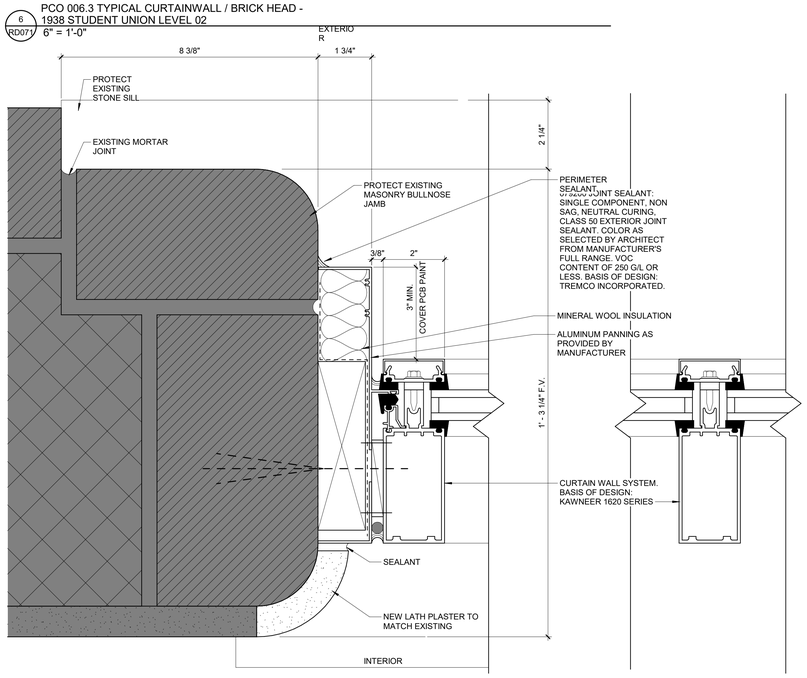

9 RD071 PCO 006.3 TYPICAL CURTAINWALL / BRICK JAMB- 1938 STUDENT UNION LEVEL 02
6" = 1'-0"

UK - STUDENT CENTER RENOVATION AND EXPANSION BP#3 Lexington, Kentucky

RECORD DRAWINGS

Job Number: 1404.00 | 11/18/19 | Drawn By: Author | Checked By: Checker | Revision:

No.	Description	Date

PERKINS + WILL
1315 Peachtree Street
Atlanta, Georgia 30309
p. 404.837.2300
www.perkinswill.com

Omni ARCHITECTS
212 North Upper Street
Lexington, Kentucky 40507
p. 859.252.6664
www.omniarchitects.com

RECORD DOCUMENTS
These Record Documents have been prepared based on information provided by others. The contractor shall verified the accuracy and/or completeness of this information and shall not be responsible for any errors or omissions that may be incorporated as a result of erroneous information provided by others.
Omni ARCHITECTS
November 2019
DATE

RECORD DRAWINGS

RD071

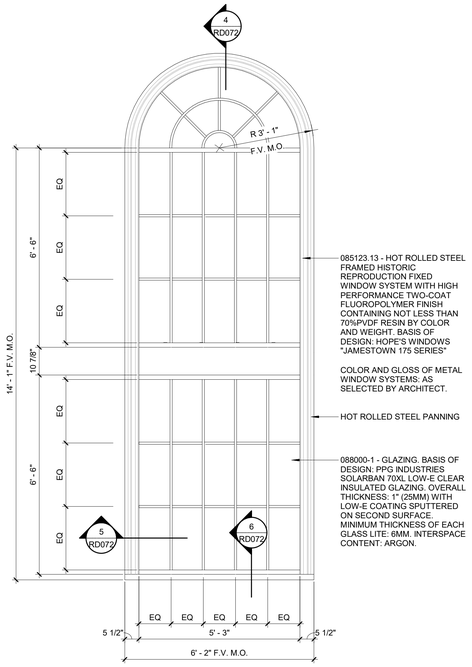

OPTION A: SIMULATED DIVIDED LITES WITH MUNTINS (7/8")

1 RD072 PCO 005.4 WINDOW REPLACEMENT MOCKUP - ALUMNI - OPTION 2
1/2" = 1'-0"

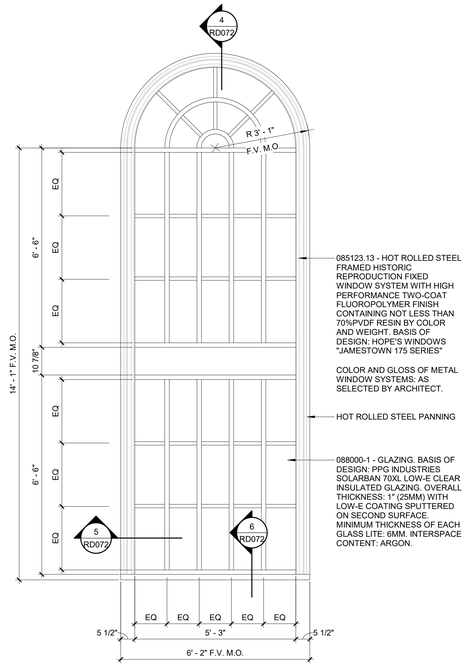

OPTION B: TRUE DIVIDED LITES WITH MUNTINS (1 3/4")

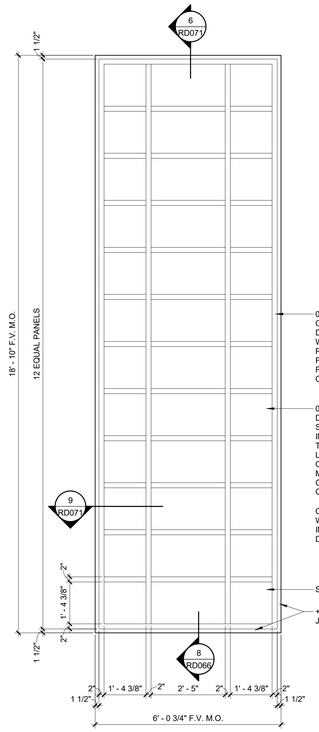

2 RD072 PCO 005.4 WINDOW REPLACEMENT MOCKUP - 38 BUILDING - OPTION 2
1/2" = 1'-0"

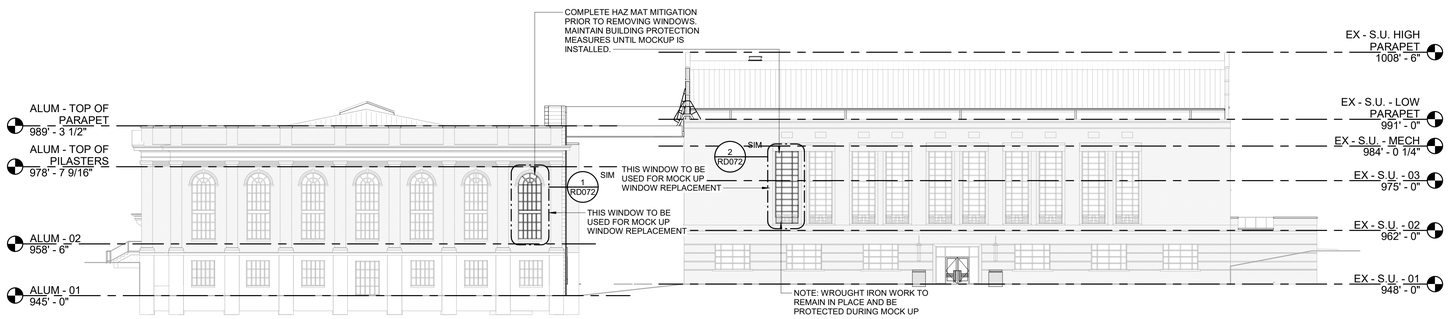

3 RD072 PCO 005.4 MOCKUP WINDOW REPLACEMENT KEY ELEVATION
1/16" = 1'-0"

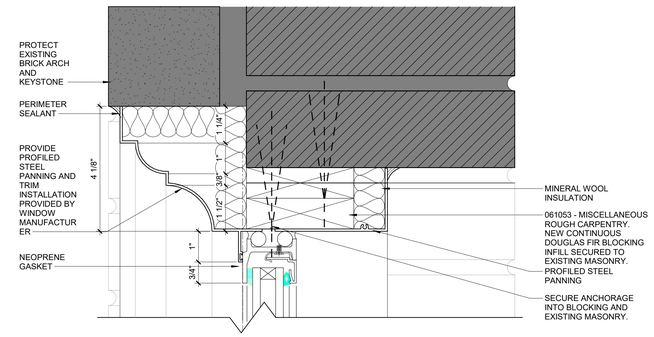

4 RD072 PCO 006.2 TYPICAL STEEL WINDOW/ARCHED BRICK HEAD - ALUMNI GYM LEVEL 02
6" = 1'-0"

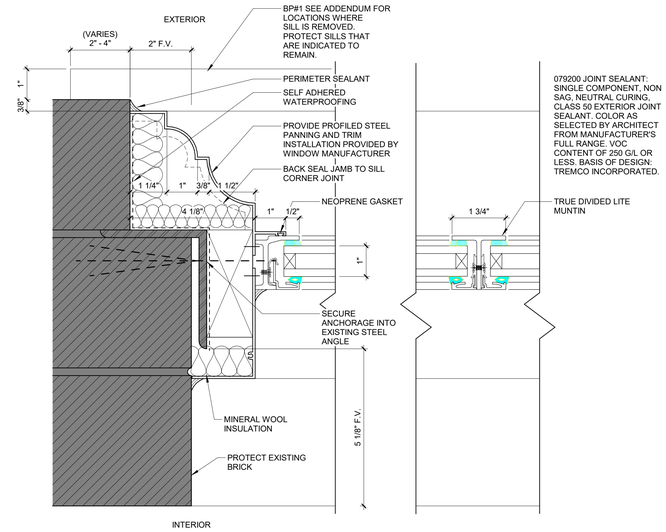

5 RD072 PCO 006.2 TYPICAL STEEL WINDOW / BRICK JAMB- ALUMNI GYM LEVEL 02
6" = 1'-0"

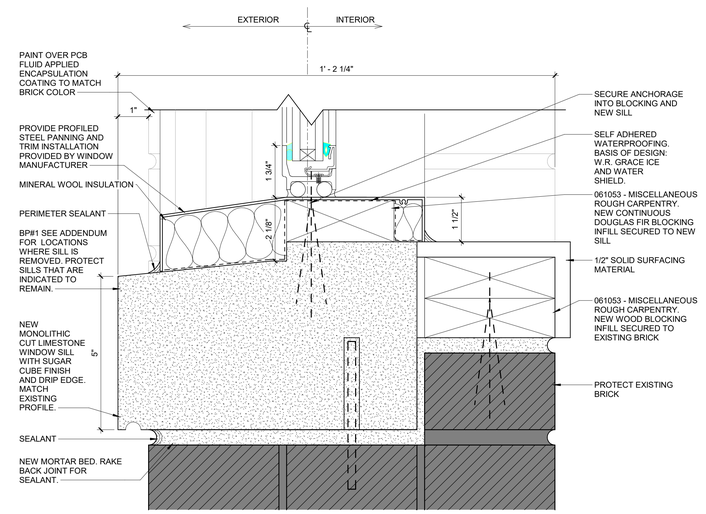

6 RD072 PCO 006.2 TYPICAL STEEL WINDOW / STONE SILL - ALUMNI GYM LEVEL 02
6" = 1'-0"

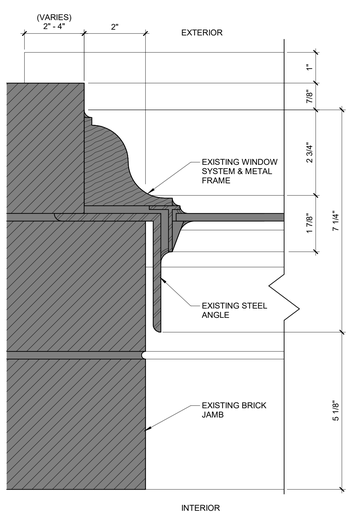

7 RD072 PCO 006.2 TYPICAL STEEL WINDOW / BRICK JAMB- ALUMNI GYM LEVEL 02- EXISTING BP#1
6" = 1'-0"

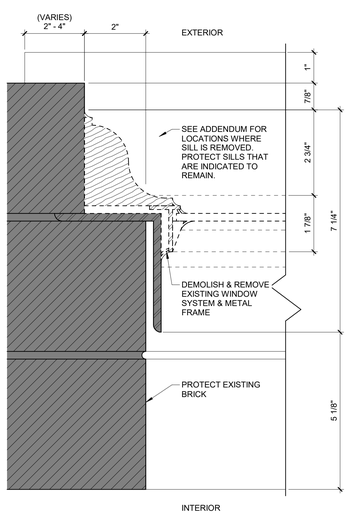

8 RD072 PCO 006.2 TYPICAL STEEL WINDOW / BRICK JAMB - ALUMNI GYM LEVEL 02- DEMOLITION BP#1
6" = 1'-0"

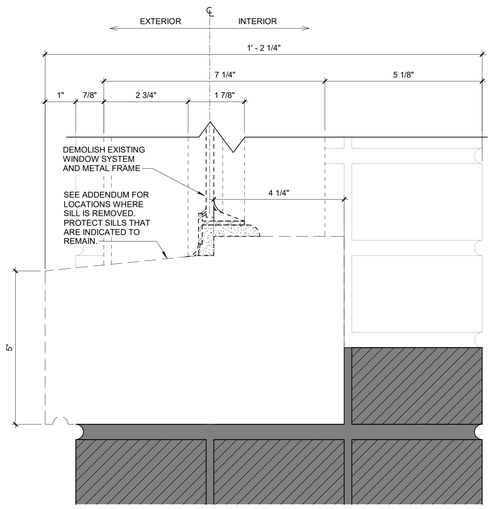

9 RD072 PCO 006.2 TYPICAL STEEL WINDOW / STONE SILL- ALUMNI GYM LEVEL 02- DEMOLITION BP#1
6" = 1'-0"

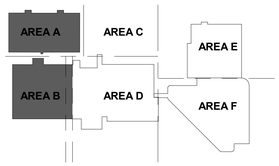

UK - STUDENT CENTER RENOVATION AND EXPANSION BP#3 Lexington, Kentucky

Job Number: 1404.00 | Drawn By: Author | 11/18/19 | Checked By: Checker | Revision:

RECORD DOCUMENTS
These Record Documents have been prepared based on information provided by others and shall not be verified the accuracy and/or completeness of this information and shall not be responsible for any errors or omissions that may be incorporated as a result of inaccurate information provided by others.
Omni ARCHITECTS
November 2019 DATE

No.	Description	Date

PERKINS + WILL
1315 Peachtree Street
Atlanta, Georgia 30309
p 404.837.2300
www.perkinswill.com

Omni ARCHITECTS
212 North Upper Street
Lexington, Kentucky 40507
p. 859.252.6664
www.omniarchitects.com

RECORD DRAWINGS

RECORD DRAWINGS

RD072

ARCHITECT WILL PROVIDE DIGITAL FILES FOR RENDERING

4' x 8' x 3/4" EXTERIOR PLYWOOD - PAINT ALL SURFACES WHITE

ARCHITECT WILL PROVIDE DIGITAL FILES FOR LOGOS

4' x 8' x 3/4" EXTERIOR PLYWOOD - PAINT ALL SURFACES WHITE

ARCHITECT WILL PROVIDE DIGITAL FILES FOR LOGO

4x4 PRESSURE TREATED WOOD SUPPORTS - BRACE AS REQUIRED FOR STABILITY

LOCATE SIGN IN FIELD AS DIRECTED BY ARCHITECT.

SIGN TO HAVE BLACK LETTERING ON A WHITE BACKGROUND WITH COLOR GRAPHICS AND LOGOS AS SHOWN.

FINAL TEXT AND GRAPHICS ON SIGN TO BE APPROVED BY OWNER BEFORE FABRICATION.

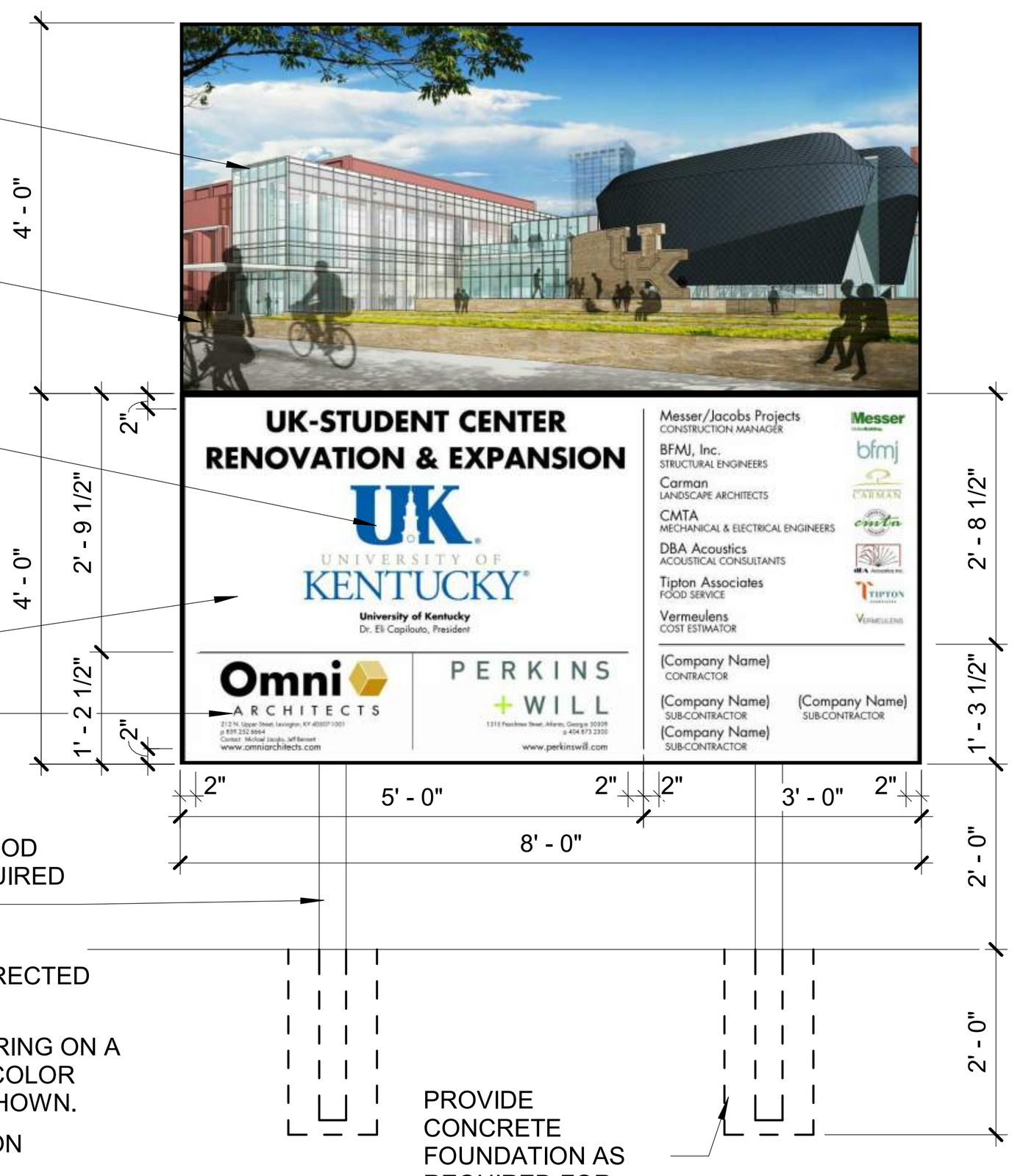

PROVIDE CONCRETE FOUNDATION AS REQUIRED FOR STABILITY

1 / RD073 — BP 1 ADD 3 - CONSTRUCTION SIGNAGE
1/2" = 1'-0"

DEMOLITION KEYED NOTES - SECTIONS BP1 ADD 3

1A	DEMOLISH AND REMOVE EXISTING CMU WALLS.
1B	DEMOLISH AND REMOVE EXISTING GYPSUM BOARD, TILE, OR PLASTER PARTITION OVER METAL OR WOOD FRAMING IN ITS ENTIRETY
1D	REMOVE EXISTING PLYWOOD COVERING OVER WINDOWS. REFER TO HAZARDOUS MATERIAL REPORT AND SPECIFICATION SECTION 022600 FOR HAZARDOUS MATERIAL LOCATIONS AND PROCEDURES. PROVIDE TEMPORARY WEATHERTIGHT ENCLOSURE UNTIL PERMANENT CONSTRUCTION IS IN PLACE.
1E	DEMOLISH AND REMOVE EXISTING EXTERIOR STOREFRONT SYSTEM AS INDICATED UNDER BP#01. REFER TO HAZARDOUS MATERIAL REPORT AND SPECIFICATION SECTION 022600 FOR HAZARDOUS MATERIAL LOCATIONS AND PROCEDURES. PROVIDE TEMPORARY WEATHERTIGHT ENCLOSURE UNTIL PERMANENT CONSTRUCTION IS IN PLACE. PATCH AND REPAIR FLOOR SURFACES AS NEEDED TO RECEIVE NEW CONSTRUCTION UNDER BP#02.
1F	DEMOLISH AND REMOVE EXISTING STOREFRONT SYSTEM AS INDICATED UNDER BP#01. PATCH AND REPAIR FLOOR SURFACE AS NEEDED TO RECEIVE NEW CONSTRUCTION UNDER BP#02.
1G	DEMOLISH AND REMOVE EXISTING MASONRY WALL
1H	DEMOLISH AND REMOVE ACOUSTIC WALL COVERING. TYPICAL IN GRAND BALLROOM IN 1937 BUILDING.
1K	DEMOLISH AND REMOVE EXISTING STEEL BARS AT WINDOWS. TYPICAL OF WINDOWS SURROUNDING BASKETBALL COURT, BODY SHOP, BOXING AND MECHANICAL AREAS.
1L	DEMOLISH AND REMOVE EXISTING DECORATIVE COLUMN COVER. DOCUMENT EXISTING DESIGN TO BE REPLICATED IN NEW CONSTRUCTION. PROVIDE TO ARCHITECT FOR REPLICATION DETAILS.
2D	DEMOLISH AND REMOVE EXISTING SLAB ON GRADE AND FINISHES. PREPARE GROUND FOR NEW SLAB.
2F	DEMOLISH AND REMOVE EXISTING WOODEN BLEACHERS IN THEIR ENTIRETY.
2G	DEMOLISH AND REMOVE EXISTING FLOOR, FINISHES AND STURCTURE IN ITS ENTIRETY.
2H	REMOVE AND SALVAGE EXISTING WOOD GYM FLOOR. RETURN TO OWNER.
2M	DEMOLISH AND REMOVE EXISTING WIDEFLANGE COLUMN AND ASSOCIATED FOUNDATIONS. TYP.
3A	DEMOLISH AND REMOVE EXISTING PLASTER CEILING IN ITS ENTIRETY. REFER TO HAZARDOUS MATERIAL REPORT AND SPECIFICATION SECTION 022600 FOR HAZARDOUS MATERIAL LOCATIONS AND PROCEDURES. LOOSE CELLULOSE INSULATION TO ALSO BE REMOVED.
3B	DEMOLISH AND REMOVE EXISTING ACP CEILING IN ITS ENTIRETY. ANY LOOSE CELLULOSE INSULATION TO ALSO BE REMOVED.
4A	DEMOLISH AND REMOVE EXISTING DOOR AND DOOR FRAME. REFER TO HAZARDOUS MATERIAL REPORT AND SPECIFICATION SECTION 022600 FOR HAZARDOUS MATERIAL LOCATIONS AND PROCEDURES. PROVIDE TEMPORARY WEATHERTIGHT ENCLOSURE UNTIL PERMANENT CONSTRUCTION IS IN PLACE.
5A	DEMOLISH AND REMOVE EXISTING WINDOWS. PREPARE SURFACES FOR NEW WINDOWS. REFER TO HAZARDOUS MATERIAL REPORT AND SPECIFICATION SECTION 022600 FOR HAZARDOUS MATERIAL LOCATIONS AND PROCEDURES. PROVIDE TEMPORARY WEATHERTIGHT ENCLOSURE UNTIL PERMANENT CONSTRUCTION IS IN PLACE.
6B	SALVAGE EXISTING HIGH VOLUME, LOW VELOCITY FANS (HVLV) TO BE STORED OFF SITE. TO BE REFURBISHED AND REINSTALLED UDNER BP#02.
6C	DEMOLISH AND REMOVE EXISTING GYM MATS.
7A	PROTECT EXISTING STAIR TO REMAIN.
7B	PROTECT EXISTING RAILING TO REMAIN
7D	DEMOLISH AND REMOVE EXISTING WOOD STAIR AND ALL ASSOCIATED COMPONENTS.
7E	DEMOLISH AND REMOVE EXISTING CONCRETE AND RESILIENT TILE STAIR AND ALL ASSOCIATED COMPONENTS.
8A	DEMOLISH AND REMOVE EXISTING ROOF VENT, CURB, AND ASSOCIATED ITEMS IN ASSOCIATION WITH ROOF DEMOLITION UNDER BP#02.
8D	DEMOLISH AND REMOVE EXISTING WATER FOUNTAINS. ELKWAY BOTTLE FILLERS ARE TO BE SALVAGED AND RETURNED TO OWNER.
9A	DEMOLISH AND REMOVE EXISTING CASEWORK AND ALL ASSOCIATED COMPONENTS.
10A	DEMOLISH AND REMOVE EXISTING MECHANICAL EQUIPMENT. REFER TO MEP DEMOLITION SPECIFICATIONS AND SALVAGE LIST.
11A	DEMOLISH AND REMOVE EXISTING ROOF MEMBRANE, DECKING AND WOOD SUB-STRUCTURE UNDER BP#02. STEEL TRUSSES TO REMAIN. SEE SHEET SD7.1. PROVIDE NEW BRACING UNDER BP#02.

1 ADD 3 - # 1

1 ADD 3 - # 1

DEMOLITION KEYED NOTES - PLANS BP1 ADD 3

1B	DEMOLISH AND REMOVE EXISTING GYPSUM BOARD, TILE, OR PLASTER PARTITION OVER METAL OR WOOD FRAMING IN ITS ENTIRETY
1C	REMOVE PAINT FROM ORIGINAL BRICK OR CONCRETE WALLS, TYP.
1D	REMOVED EXISTING PLYWOOD COVERING OVER WINDOWS DURING SELECTIVE DEMOLITION, REFER TO HAZARDOUS MATERIAL REPORT AND SPECIFICATION SECTION 022600 FOR HAZARDOUS MATERIAL LOCATIONS AND PROCEDURES. PROVIDE TEMPORARY WEATHERTIGHT ENCLOSURE UNTIL PERMANENT CONSTRUCTION IS IN PLACE.
1E	DEMOLISH AND REMOVE EXISTING EXTERIOR STOREFRONT SYSTEM AS INDICATED UNDER BP#01. REFER TO HAZARDOUS MATERIAL REPORT AND SPECIFICATION SECTION 022600 FOR HAZARDOUS MATERIAL LOCATIONS AND PROCEDURES. PROVIDE TEMPORARY WEATHERTIGHT ENCLOSURE UNTIL PERMANENT CONSTRUCTION IS IN PLACE. PATCH AND REPAIR FLOOR SURFACES AS NEEDED TO RECEIVE NEW CONSTRUCTION UNDER BP#02.
1F	DEMOLISH AND REMOVE EXISTING STOREFRONT SYSTEM AS INDICATED UNDER BP#01. PATCH AND REPAIR FLOOR SURFACE AS NEEDED TO RECEIVE NEW CONSTRUCTION UNDER BP#02.
1G	DEMOLISH AND REMOVE EXISTING MASONRY WALL
1H	DEMOLISH AND REMOVE ACOUSTIC WALL COVERING. TYPICAL IN GRAND BALLROOM IN 1938 BUILDING.
1J	PROTECT EXISTING WALLS TO REMAIN.
1K	DEMOLISH AND REMOVE EXISTING STEEL BARS AT WINDOWS. TYPICAL OF WINDOWS SURROUNDING BASKETBALL COURT, BODY SHOP, BOXING AND MECHACNICAL AREAS.
1L	DEMOLISH AND REMOVE EXISTING DECORATIVE COLUMN COVER. DOCUMENT EXISTING DESIGN TO BE REPLICATED IN NEW CONSTRUCTION. PROVIDE TO ARCHITECT FOR REPLICATION DETAILS.
2A	DEMOLISH AND REMOVE RESILIENT TILE FLOOR AND ADHESIVE FROM EXISTING FLOOR.
2B	DEMOLISH AND REMOVE CARPET, PADDING, AND ADHESIVE FROM EXISTING FLOOR.
2C	DEMOLISH AND REMOVE CERAMIC FLOOR TILE FROM EXISTING FLOOR.
2D	DEMOLISH AND REMOVE EXISTING SLAB ON GRADE AND FINISHES. PREPARE GROUND FOR NEW SLAB.
2E	DEMOLISH AND REMOVE CONCRETE RAMPS IN FLOOR AS PART OF REMOVAL OF ENTIRE FLOOR SLAB.
2F	DEMOLISH AND REMOVE EXISTING WOODEN BLEACHERS IN THEIR ENTIRETY.
2G	DEMOLISH AND REMOVE EXISTING FLOOR, FINISHES AND STRUCTURE IN ITS ENTIRETY.
2H	REMOVE AND SALVAGE EXISTING WOOD GYM FLOOR. RETURN TO OWNER.
2J	PATCH AND REPAIR EXISTING FLOOR SLAB AS REQUIRED TO RECIEVE NEW FINISHES UNDER BP#02.
2K	CUT CONCRETE FLOOR SLABS OUTSIDE OF COLUMN LINE 14d FOR ALL LEVELS FOR ENTIRE LENGTH OF 1938 BUILDING. CLEAN EDGE IN PREPARATION OF NEW CONSTRUCTION. DO NOT UNDERMINE INTEGRITY OF EXISTING STRUCTURE TO REMAIN. SEE STRUCTURAL
2L	DEMOLISH AND REMOVE EXISTING TERRAZZO.
2M	DEMOLISH AND REMOVE EXISTING WIDEFLANGE COLUMN AND ASSOCIATED FOUNDATIONS. TYP.
2N	REMOVE MASONRY OR PLASTER FROM EXISTING STEEL COLUMNS
2P	DEMOLISH AND REMOVE EXISTING GRATES OVER AREAWAYS
3A	DEMOLISH AND REMOVE EXISTING PLASTER CEILING IN ITS ENTIRETY. REFER TO HAZARDOUS MATERIAL REPORT AND SPECIFICATION SECTION 022600 FOR HAZARDOUS MATERIAL LOCATIONS AND PROCEDURES. ANY LOOSE CELLULOSE INSULATION TO ALSO BE REMOVED.
3B	DEMOLISH AND REMOVE EXISTING ACP CEILING IN ITS ENTIRETY. ANY LOOSE CELLULOSE INSULATION TO ALSO BE REMOVED.
3C	DEMOLISH AND REMOVE EXISTING GYPSUM CEILING IN ITS ENTIRETY. ANY LOOSE CELLULOSE INSULATION TO ALSO BE REMOVED.
4A	DEMOLISH AND REMOVE EXISTING DOOR AND DOOR FRAME. REMOVE AND SALVAGE DOOR HARDWARE AND RETURN TO OWNER.REFER TO HAZARDOUS MATERIAL REPORT AND SPECIFICATION SECTION 022600 FOR HAZARDOUS MATERIAL LOCATIONS AND PROCEDURES. PROVIDE TEMPORARY WEATHERTIGHT ENCLOSURE UNTIL PERMANENT CONSTRUCTION IS IN PLACE.
5A	DEMOLISH AND REMOVE EXISTING WINDOWS. PREPARE SURFACES FOR NEW WINDOWS. REFER TO HAZARDOUS MATERIAL REPORT AND SPECIFICATION SECTION 022600 FOR HAZARDOUS MATERIAL LOCATIONS AND PROCEDURES. PROVIDE TEMPORARY WEATHERTIGHT ENCLOSURE UNTIL PERMANENT CONSTRUCTION IS IN PLACE.
6A	REMOVE EXISTING BASKETBALL GOALS AND ALL ASSOCIATED COMPONENTS. RETURN TO OWNER.
6B	SALVAGE EXISTING HIGH VOLUME, LOW VELOCITY FANS (HVLV) TO BE STORED OFF SITE. TO BE REFURBISHED AND REINSTALLED UDNER BP#02.
6C	DEMOLISH AND REMOVE EXISTING GYM MATS.
6D	DEMOLISH AND REMOVE EXISTING FLOOR TO CEILING MIRRORS.
6E	DEMOLISH AND REMOVE EXISTING MECHANICAL EQUIPMENT. REFER TO MEP DEMOLITION SPECIFICATIONS AND SALVAGE LIST.
6F	DEMOLISH AND REMOVE EXISTING METAL LOCKERS AND ALL ASSOCIATED COMPONENTS.
6G	DEMOLISH AND REMOVE EXISTING WOOD BUILT-IN LOCKERS AND ALL ASSOCIATED COMPONENTS.
6H	DEMOLISH AND REMOVE EXISTING METAL CAGE.
6J	REMOVE AND SALVAGE EXISTING FITNESS EQUIPMENT. RETURN TO OWNER.
7A	PROTECT EXISTING STAIR AND STEPS TO REMAIN.
7B	PROTECT EXISTING RAILING TO REMAIN.
7C	DEMOLISH AND REMOVE EXISTING METAL STAIR AND ALL ASSOCIATED COMPONENTS.
7D	DEMOLISH AND REMOVE EXISTING WOOD STAIR AND ALL ASSOCIATED COMPONENTS.
7E	DEMOLISH AND REMOVE EXISTING CONCRETE AND RESILIENT TILE STAIR AND ALL ASSOCIATED COMPONENTS.
7F	DEMOLISH AND REMOVE EXISTING WHEELCHAIR LIFT. RETURN TO OWNER.
8A	DEMOLISH AND REMOVE EXISTING RESTROOM FIXUTURES AND ASSOCIATED PLUMBING AND COMPONENTS.
8B	DEMOLISH AND REMOVE EXISTING TOILET PARTITIONS.
8C	DEMOLISH AND REMOVE SHOWERS AND ASSOCIATED PLUMBING AND COMPONENTS. REFER TO MEP DEMOLITION SPECIFICATIONS AND SALVAGE LIST.
8D	DEMOLISH AND REMOVE EXISTING WATER FOUNTAINS. ELKWAY BOTTLE FILLERS ARE TO BE SALVAGED AND RETURNED TO OWNER.
8E	DEMOLISH AND REMOVE EXISTING PLUMBING BELOW SLAB. REFER TO MEP DEMOLITION SPECIFICATIONS AND SALVAGE LIST.
9A	DEMOLISH AND REMOVE EXISTING CASEWORK AND ALL ASSOCIATED COMPONENTS.
10A	DEMOLISH AND REMOVE EXISTING MECHANICAL EQUIPMENT. REFER TO MEP DEMOLITION SPECIFICATIONS AND SALVAGE LIST.
10B	DEMOLISH AND REMOVE EXISTING FREIGHT ELEVATOR AND ALL ASSOCIATED COMPONETS.
11A	WROUGHT IRON WORK TO REMAIN IN PLACE, BE PROTECTED, AND POWER CLEANED TO ACCEPT TO HIGH PERFORMANCE PAINT. POWER CLEANING AND PAINTING IS WORK OF BP#02.
11B	DO NOT DAMAGE PLASTER WALLS THAT IMPACT ART DECO DETAILS AT TOP OF WALL.
11C	DEMOLISH AND REMOVE EXISTING CMU WALLS

1 ADD 3 - # 1

1 ADD 3 - # 1

1 ADD 3 - # 1

UK - STUDENT CENTER RENOVATION AND EXPANSION BP#3 Lexington, Kentucky

RECORD DRAWINGS

Job Number: 1404.00 | 11/18/19 | Drawn By: Author | Checked By: Checker | Revision: 1

MICHAEL W. JACOBS — REGISTERED ARCHITECT NO. 2368 — COMMONWEALTH OF KENTUCKY — ARCHITECT

RECORD DOCUMENTS
These Record Documents have been prepared based on information provided by others. The Consultant has not verified the accuracy and/or completeness of this information and shall not be responsible for any errors or omissions that may be incorporated as a result of erroneous information provided by others.
Omni ARCHITECTS
November 2019
DATE

No.	Description	Date
1	Addenda	Dec 2015

PERKINS + WILL
1315 Peachtree Street
Atlanta, Georgia 30309
p 404.837.2300
www.perkinswill.com

Omni ARCHITECTS
212 North Upper Street
Lexington, Kentucky 40507
p. 859.252.6664
www.omniarchitects.com

RECORD DRAWINGS

RD073

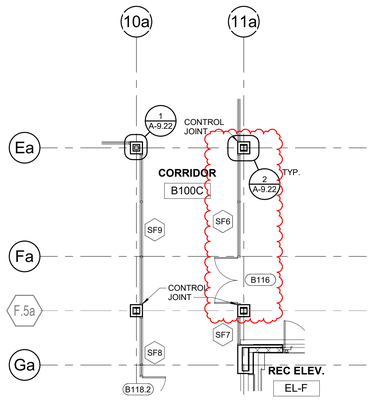

1 RD074 BP 3 ADD 2 - LEVEL 01 PLAN - AREA A - REF. SHEET A-1.1a
1/8" = 1'-0"

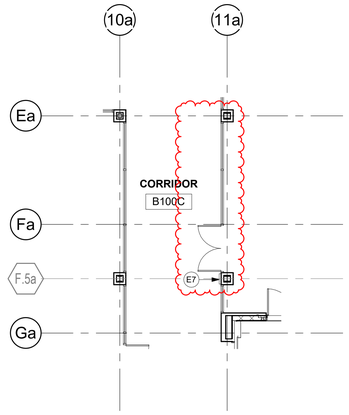

2 RD074 BP 3 ADD 2 - LEVEL 01 FURNITURE / EQUIPMENT PLAN - AREA A REF. SHEET A-11.1
1/8" = 1'-0"

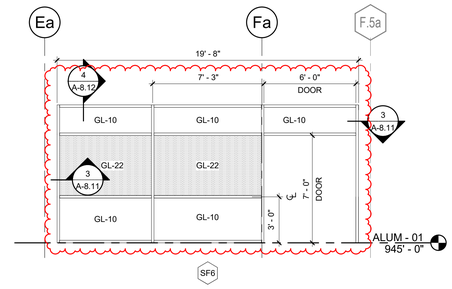

3 RD074 BP 3 ADD 2 - STOREFRONT FRAMES AND TYPES - SF 6 - REF. SHEET A-8.11
1/4" = 1'-0"

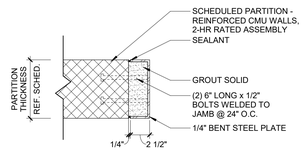

4 RD074 BP 3 ADD 2 - FREIGHT ELEVATOR DOOR HEAD / JAMB DETAIL
1 1/2" = 1'-0"

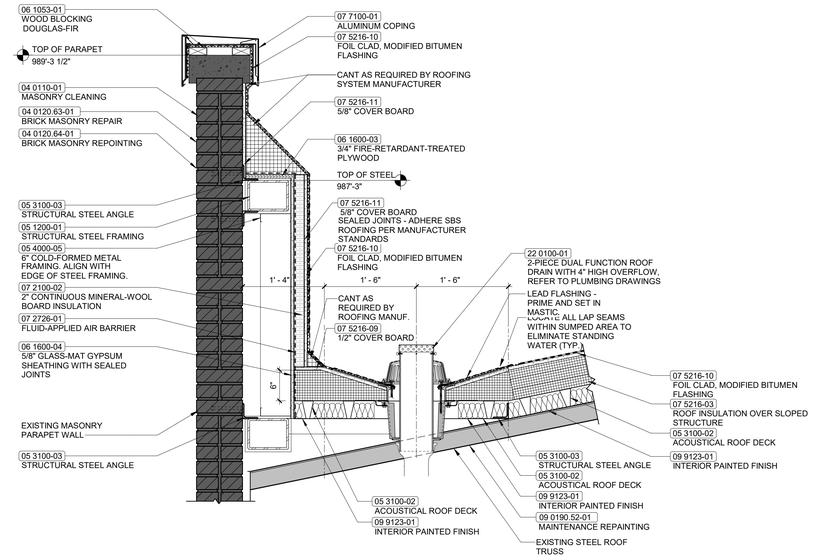

5 RD074 BP 3 ADD 2 - TYPICAL ROOF DRAIN DETAIL @ ALUMNI BRICK PARAPET - REF. DETAIL 2/A-7.2
1" = 1'-0"

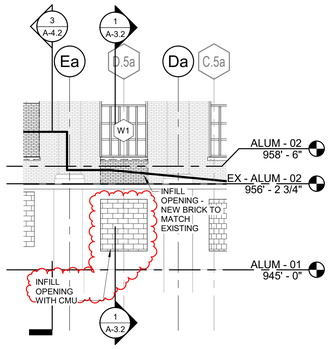

6 RD074 BP 3 ADD 3 - ALUMNI GYM - EAST ELEVATION - REF DRAWING 3/A-2.2
1/8" = 1'-0"

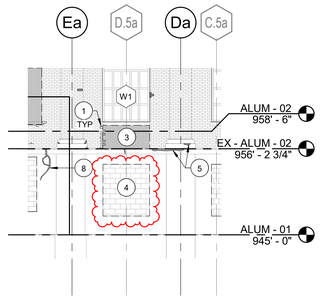

7 RD074 BP 3 ADD 3 - ALUMNI GYM - EAST REPAIR ELEVATION - REF TO DRAWING 3/A-2.30
1/8" = 1'-0"

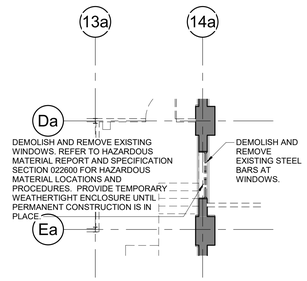

8 RD074 BP 3 ADD 3 - LEVEL 01 DEMOLITION AND REMEDIATION PLAN - AREA A - SHEET A-1.1a-d
1/8" = 1'-0"

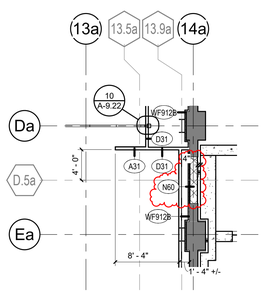

9 RD074 BP 3 ADD 3 - LEVEL 01 DIMENSION PLAN - AREA A - REF DRAWING 1/A-1.1a-d
1/8" = 1'-0"

03 0130-03
PROVIDE MAINTENANCE OF CAST-IN-PLACE CONCRETE WATER TABLE. CONTINUOUSLY ON ALL SIDES: CLEAN CONCRETE

02 4119-01
PROVIDE SELECTIVE DEMOLITION OF REMAINING CONCRETE STOOP WALLS. REMOVE WINDOW AND SECURITY BAR COMPONENTS.

02 4119-01
PROVIDE SELECTIVE REMOVE REMAINING PORTIONS OF AREAWAY THAT WAS CONCEALED FROM VIEW.

10 RD074 BP 3 ADD 3 - ALUMNI EAST FACADE FOUND AREAWAY - REF SHEET A-1.1a-d
12" = 1'-0"

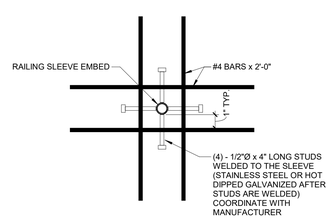

11 RD074 BP 3 ADD 3 - RAIL EMBED DETAIL - REF SHEET A-5.19C
1 1/2" = 1'-0"

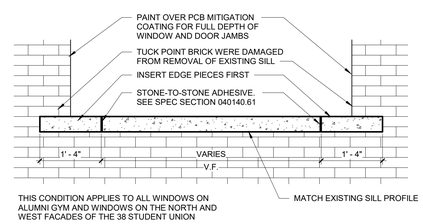

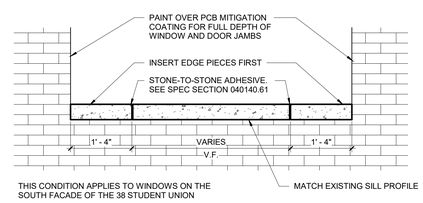

12 RD074 BP 3 ADD 4 - NEW SILL INSTALLATION CLARIFICATION IN ALUMNI GYM AND THE 38 STUDENT UNION - REF SHEET A-2.2
3/4" = 1'-0"

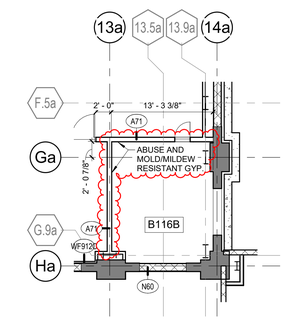

13 RD074 BP 3 ADD 4 - LEVEL 01 DIMENSION PLAN - AREA A - REF DRAWING 1/A-1.1a-d
1/8" = 1'-0"

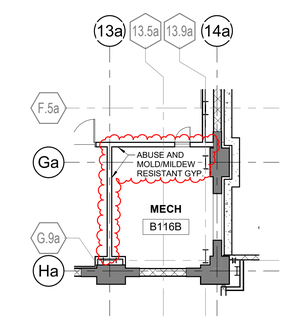

14 RD074 BP 3 ADD 4 - LEVEL 01 FLOOR PLAN - AREA A - REF DRAWING 1/A-1.1a
1/8" = 1'-0"

UK - STUDENT CENTER RENOVATION AND EXPANSION BP#3

Lexington, Kentucky

Job Number: 1404.00 | 11/18/19 | Drawn By: Author | Checked By: Checker | Revision: 2

No.	Description	Date
1	Addenda	Dec 2015
2	RFI, ASI, PCO, CO	06/2015

RECORD DOCUMENTS
These Record Documents have been prepared based on information provided by others. The Contractor is responsible for the accuracy and/or completeness of this information and shall not be responsible for any errors or omissions that may be incorporated as a result of errors or omissions in provided information.
November 2019
DATE

Omni ARCHITECTS
PERKINS + WILL
1315 Peachtree Street
Atlanta, Georgia 30309
p 404.837.2300
www.perkinswill.com
212 North Upper Street
Lexington, Kentucky 40507
p. 859.252.0664
www.omniarchitects.com

RECORD DRAWINGS

RECORD DRAWINGS

RD074

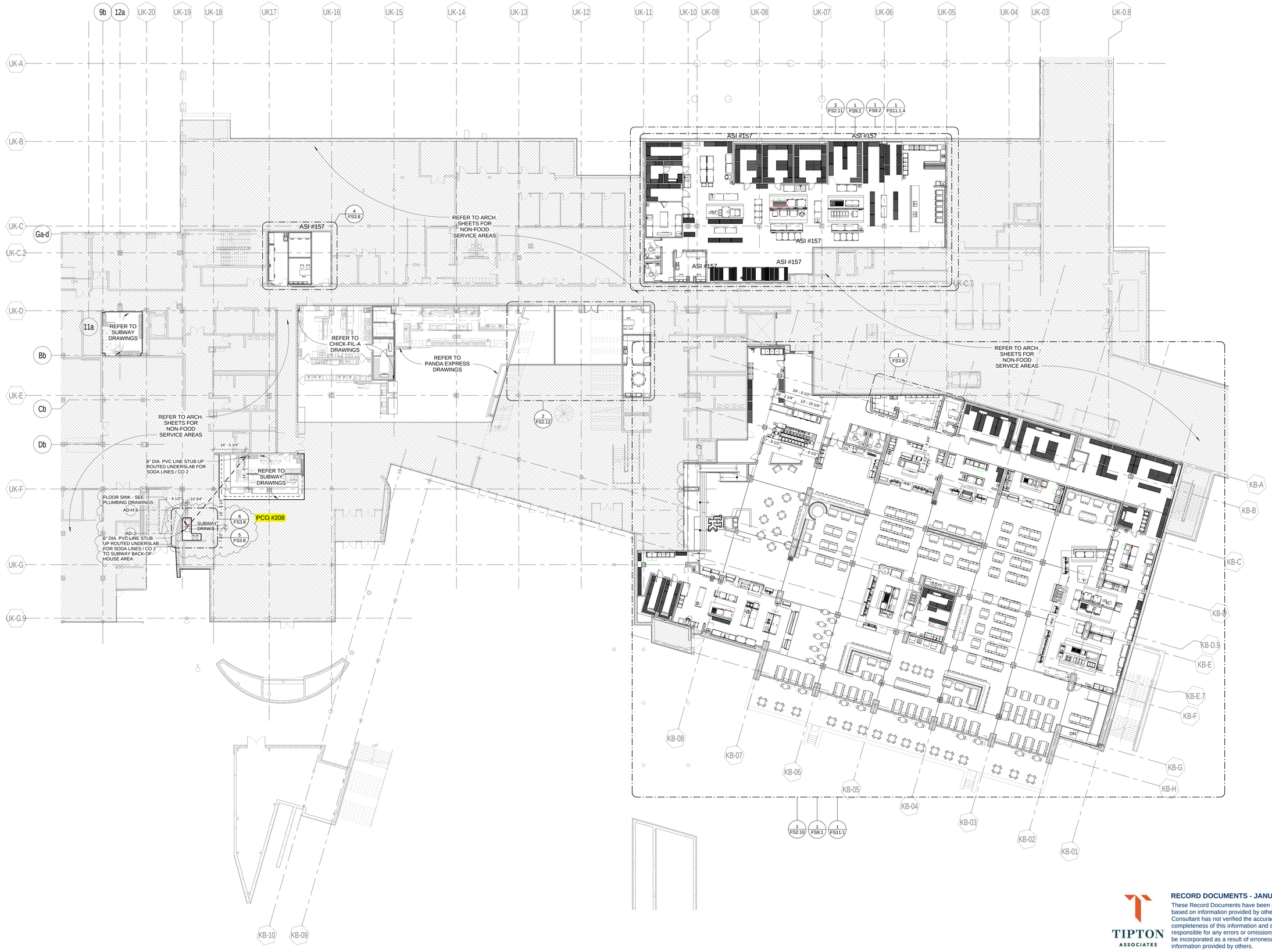

1 LEVEL 01 - OVERALL DINING FLOOR PLAN
1/16" = 1'-0"

PLAN NORTH
TRUE NORTH

RECORD DOCUMENTS - JANUARY 2019

These Record Documents have been prepared based on information provided by others. The Consultant has not verified the accuracy and/or completeness of this information and shall not be responsible for any errors or omissions that may be incorporated as a result of erroneous information provided by others.

TIPTON ASSOCIATES

UK - STUDENT CENTER RENOVATION AND EXPANSION - BP#3

Lexington, Kentucky

OVERALL FIRST FLOOR PLAN

Job Number: 0990.01 DEC 2016 | Drawn By: TA | Checked By: DZ | Revision: 11

This Drawing and the Design shown thereon are the property of Omni Architects. The reproduction, copying or other use of this Drawing or Design without the express consent of Omni Architects is prohibited.

DARRIN BADON REGISTERED COMMONWEALTH OF KENTUCKY ARCHITECT

TIPTON ASSOCIATES

PERKINS + WILL
1315 Peachtree Street
Atlanta, Georgia 30309
p 404.873.2300
www.perkinswill.com

Omni ARCHITECTS
212 North Upper Street
Lexington, Kentucky 40507-1001
p 859.252.6664
www.omniarchitects.com

BP3 - PCO # 208

FS1.1

Next Sheet

Index Sheet

Previous Sheet

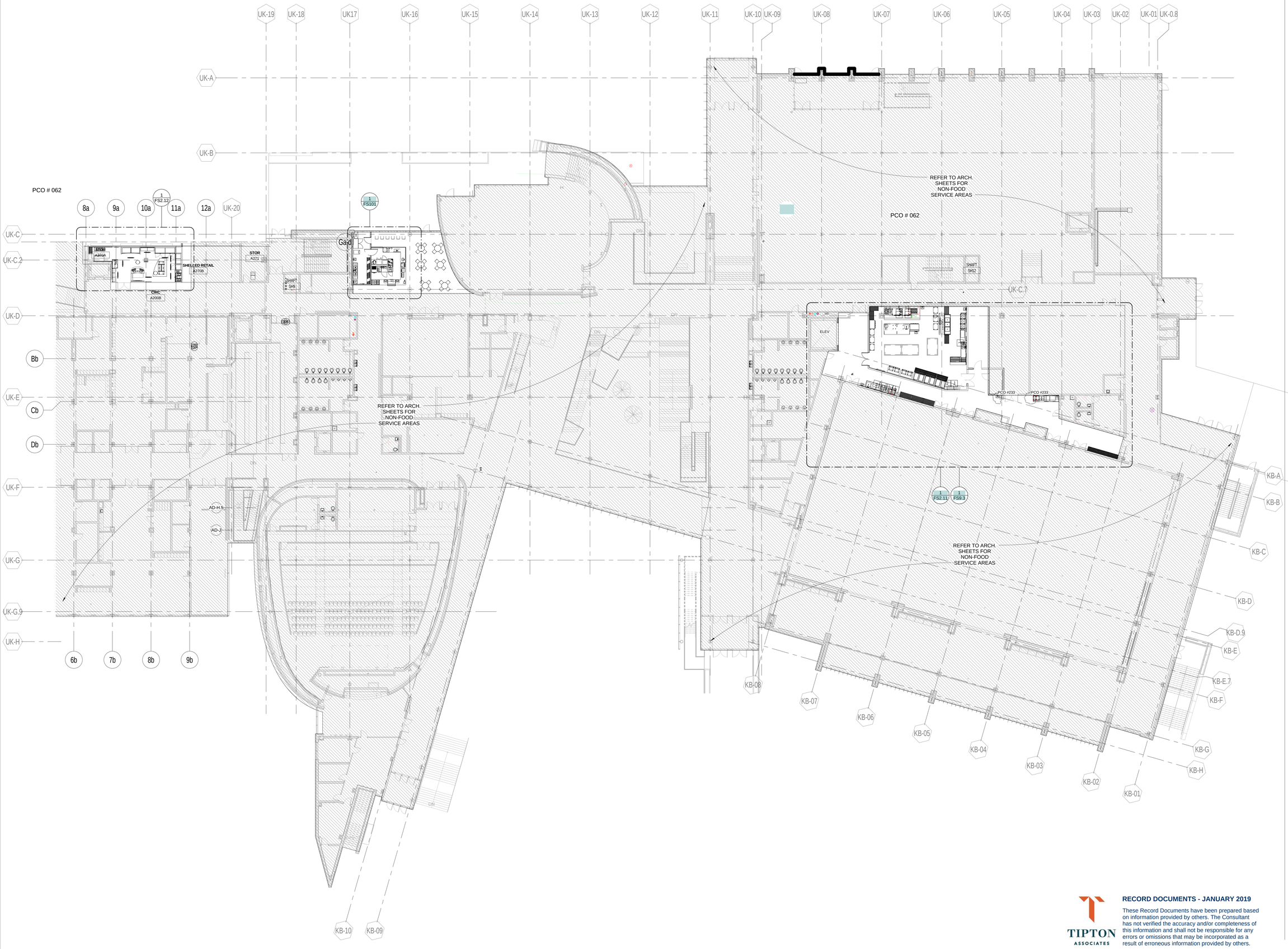

1 LEVEL 02 - OVERALL DINING FLOOR PLAN

1/16" = 1'-0" | RE: 5/FS8.1

PLAN NORTH

TRUE NORTH

RECORD DOCUMENTS - JANUARY 2019

These Record Documents have been prepared based on information provided by others. The Consultant has not verified the accuracy and/or completeness of this information and shall not be responsible for any errors or omissions that may be incorporated as a result of erroneous information provided by others.

TIPTON ASSOCIATES

UK - STUDENT CENTER RENOVATION AND EXPANSION - BP#3

Lexington, Kentucky

OVERALL SECOND FLOOR PLAN

Job Number: 0990.01 JAN 2017

Drawn By: TA Checked By: DZ Revision: 12

DARRIN BADON REGISTERED COMMONWEALTH OF KENTUCKY ARCHITECT

This Drawing and the Design shown thereon are the property of Omni Architects. The reproduction, copying or other use of this Drawing or Design without the express consent of Omni Architects is prohibited.

TIPTON ASSOCIATES

PERKINS + WILL
1315 Peachtree Street
Atlanta, Georgia 30309
p 404.873.2300
www.perkinswill.com

Omni ARCHITECTS
212 North Upper Street
Lexington, Kentucky 40507-1001
p 859.252.6664
www.omniarchitects.com

BP3 - PCO # 233

FS1.2

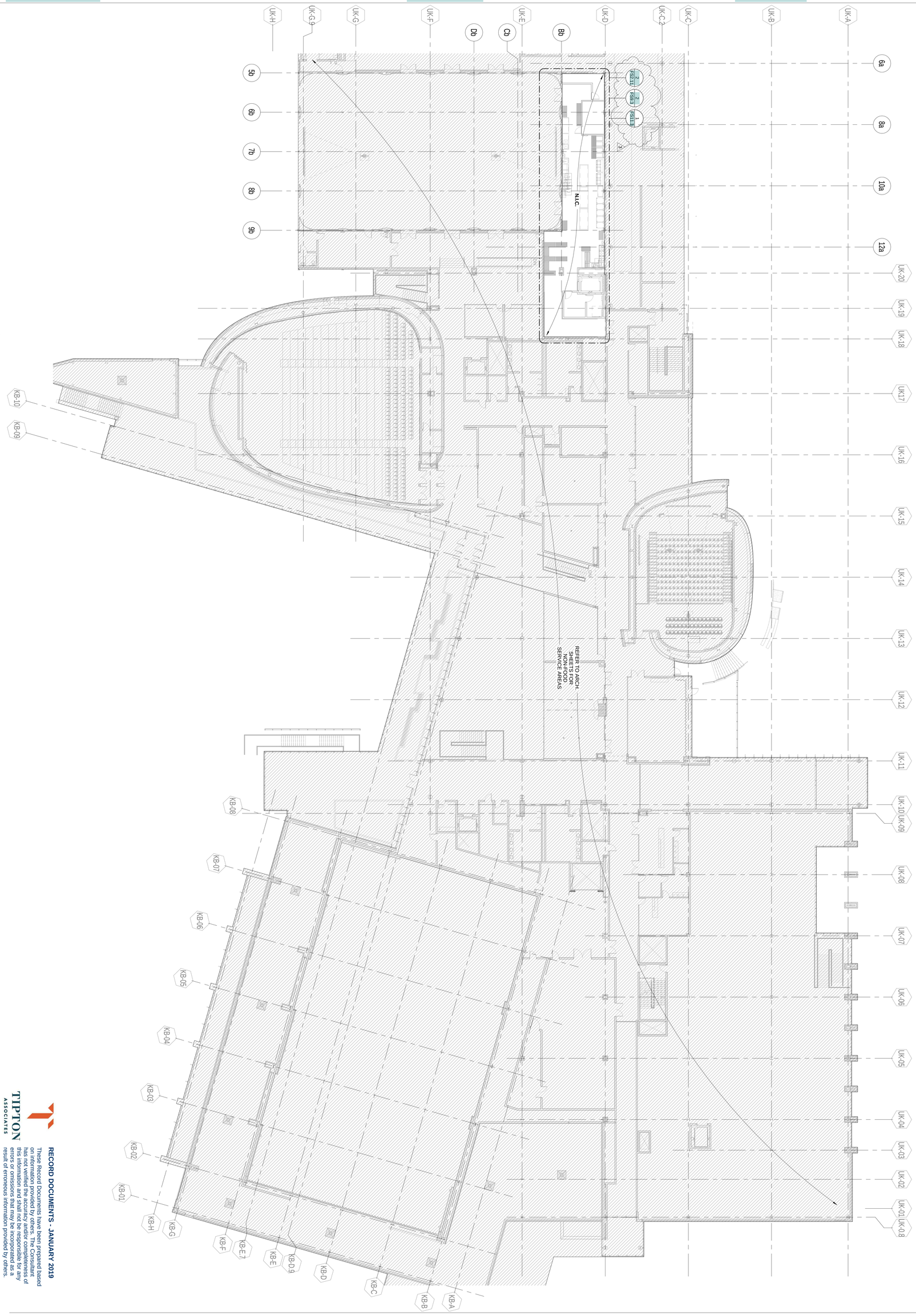

1 LEVEL 03 - OVERALL DINING FLOOR PLAN
1/16" = 1'-0"

RECORD DOCUMENTS - JANUARY 2019

These Record Documents have been prepared based on information provided by others. The Consultant has not verified the accuracy or completeness of this information and shall not be responsible for any errors or omissions that may be incorporated as a result of erroneous information provided by others.

TIPTON ASSOCIATES

UK - STUDENT CENTER RENOVATION AND EXPANSION - BP#3

Lexington, Kentucky

OVERALL THIRD FLOOR PLAN

Job Number: 0990.01 JAN 2016 Drawn By: TA Checked By: DZ Revision: 3

BP3 - POST BID DRAWINGS

FS1.3

BLINK FORWARD

Omni ARCHITECTS
212 North Upper Street
Lexington, Kentucky 40507-1001
p 859.252.6664
www.omniarchitects.com

PERKINS + WILL
1315 Peachtree Street
Atlanta, Georgia 30309
p 404.873.2300
www.perkinswill.com

TIPTON ASSOCIATES

This Drawing and the Design shown thereon are the property of Omni Architects. The reproduction, copying or other use of this Drawing or Design without the written consent of Omni Architects is prohibited.

Issued as ASI 339 for documentation of no cost change that was originally issued as PCO 301

KEYNOTES

PCO #301

1 3 TIER LOCKERS, PROVIDE TRIM AND CLOSURE PANELS
2 PROVIDE 48" TALL SURFACE MOUNTED STAINLESS STEEL CORNER GUARDS, TYP. ON ALL SIDES.
3 STAINLESS STEEL CORNER GUARDS
4 C CHANNEL
5 7' TALL LOCKABLE METAL STORAGE CAGE
6 DATA & POWER OUTLET WITHIN FRONTLINE CASEWORK

RFI #1068

FOR FLEXIBLE / FUTURE P.O.S STATION; COUNTERTOP SUB-CONTRACTOR TO COORD. WITH OWNER PRIOR TO INSTALL OF ANY GROMMETS.

GENERAL NOTES

1. FEX DENOTED AS TYPE "K"; ASSIGNED TRADE CONTRACTOR TO PROVIDE 6L TYPE K FIRE EXTINGUISHERS WITH SURFACE MOUNT BRACKET. RE: LIFE SAFETY PLAN
2. ASSIGNED TRADE CONTRACTOR TO PROVIDE FIRE EXTINGUISHER; COORD. WITH ARCHITECT FOR FINAL LOCATION.
3. SEE ARCH DWGS. A 1.1F AND A 1.1F-D FOR WALL DIMENSIONS, WALL TYPES, AND DOOR TYPES.
4. SEE FOOD SERVICE DRAWINGS FS11.1 THRU FS11.3 FOR EQUIPMENT PLANS AND SCHEDULES.
5. SEE FOOD SERVICE DRAWINGS FS12.1 THRU FS12.1.7 FOR LEVEL 01 PLUMBING ROUGH-INS; FS12.2.1 THRU FS12.2.2 FOR LEVEL 02 PLUMBING ROUGH-INS; FS12.3.1 FOR LEVEL 03 PLUMBING ROUGH-INS.
6. TIMECLOCK AND TV (CONTRACTOR FURNISHED CONTRACTOR INSTALLED) PROVIDE BLOCKING, DATA, AND POWER AS REQUIRED. RE: ELECTRICAL DWGS. , COORDINATE MOUNTING HEIGHT WITH ARCHITECT PRIOR TO INSTALLATION.

PCO 387

See RFI 1068

RECORD DOCUMENTS - JANUARY 2019

These Record Documents have been prepared based on information provided by others. The Consultant has not verified the accuracy and/or completeness of this information and shall not be responsible for any errors or omissions that may be incorporated as a result of erroneous information provided by others.

TIPTON ASSOCIATES

1 LEVEL 01 - ENLARGED AYCE FLOOR PLAN
1/8" = 1'-0" | RE: 1/FS1.1

PLAN NORTH
TRUE NORTH

UK - STUDENT CENTER RENOVATION AND EXPANSION - BP#3

Lexington, Kentucky

ENLARGED PLANS

Job Number: 0990.01 JAN 2016
Drawn By: TA
Checked By: DZ
Revision: 3

This Drawing and the Design shown thereon are the property of Omni Architects. The reproduction, copying or other use of this Drawing or Design without the express consent of Omni Architects is prohibited.

Omni ARCHITECTS
212 North Upper Street
Lexington, Kentucky 40507-1001
p. 859.252.6664
www.omniarchitects.com

PERKINS + WILL
1315 Peachtree Street
Atlanta, Georgia 30309
p. 404.873.2300
www.perkinswill.com

TIPTON ASSOCIATES

BP3 - POST BID DRAWINGS

FS2.10

BLINK FORWARD

Next Sheet
Index Sheet
Previous Sheet

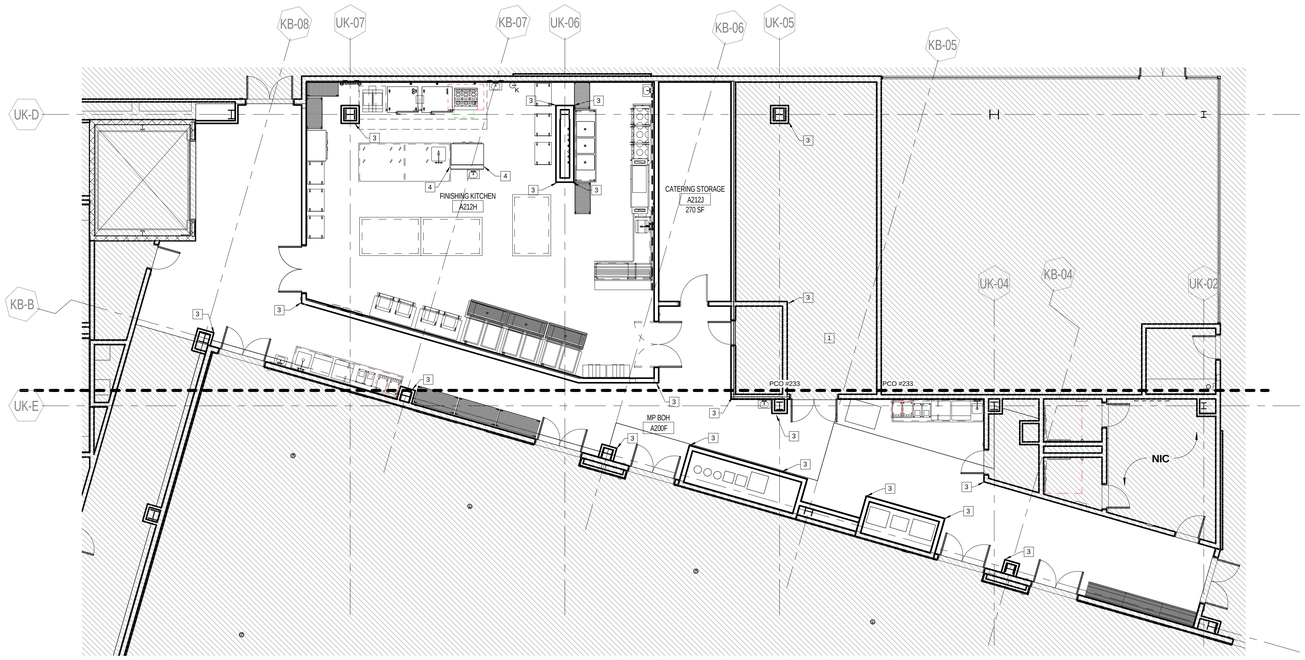

1 LEVEL 02 - ENLARGED FINISHING KITCHEN PLAN
1/8" = 1'-0" | RE:1/FS1.2

PLAN NORTH
TRUE NORTH

KEYNOTES

1 3 TIER LOCKERS, PROVIDE TRIM AND CLOSURE PANELS
2 PROVIDE COLUMN WRAP, USE MATERIAL CC-2
3 STAINLESS STEEL CORNER GUARDS
4 C CHANNEL
5 7' TALL LOCKABLE METAL STORAGE CAGE

GENERAL NOTES

1. FEX DENOTED AS TYPE "K"; ASSIGNED TRADE CONTRACTOR TO PROVIDE 6L TYPE K FIRE EXTINGUISHERS WITH SURFACE MOUNT BRACKET.
2. ASSIGNED TRADE CONTRACTOR TO PROVIDE FIRE EXTINGUISHER; COORD. WITH ARCHITECT FOR FINAL LOCATION.
3. SEE ARCH DWGS. A 1.1F AND A 1.1F-D FOR WALL DIMENSIONS, WALL TYPES, AND DOOR TYPES.
4. SEE FOOD SERVICE DRAWINGS FS11.1 THRU FS11.3 FOR EQUIPMENT PLANS AND SCHEDULES.
5. SEE FOOD SERVICE DRAWINGS FS12.1 THRU FS12.1.7 FOR LEVEL 01 PLUMBING ROUGH-INS; FS12.2.1 THRU FS12.2.2 FOR LEVEL 02 PLUMBING ROUGH-INS; FS12.3.1 FOR LEVEL 03 PLUMBING ROUGH-INS.
6. TIMECLOCK AND TV (CONTRACTOR FURNISHED CONTRACTOR INSTALLED) PROVIDE BLOCKING, DATA, AND POWER AS REQUIRED.
RE: ELECTRICAL DWGS. COORDINATE MOUNTING HEIGHT WITH ARCHITECT PRIOR TO INSTALLATION.

See RFI 856
Casework detail

TIPTON ASSOCIATES

RECORD DOCUMENTS - JANUARY 2019

These Record Documents have been prepared based on information provided by others. The Consultant has not verified the accuracy and/or completeness of this information and shall not be responsible for any errors or omissions that may be incorporated as a result of erroneous information provided by others.

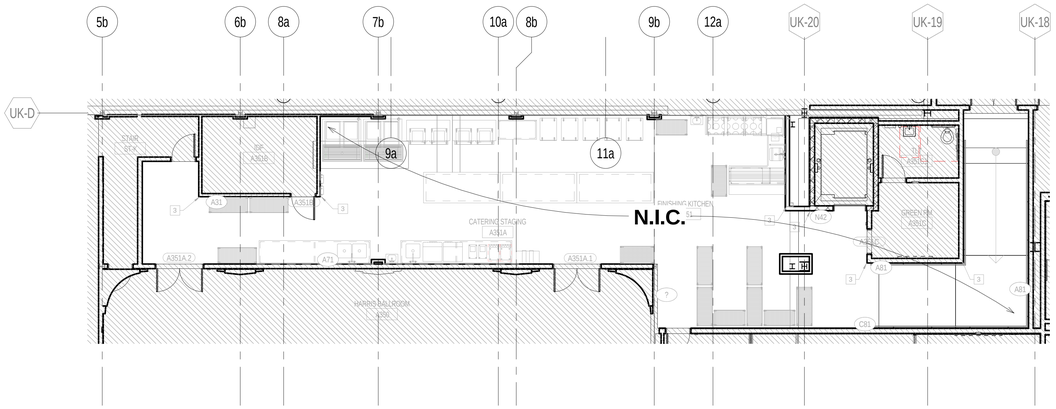

2 LEVEL 03 - ENLARGED CATERING STAGING PLAN
1/8" = 1'-0" | RE:1/FS1.3

PLAN NORTH
TRUE NORTH

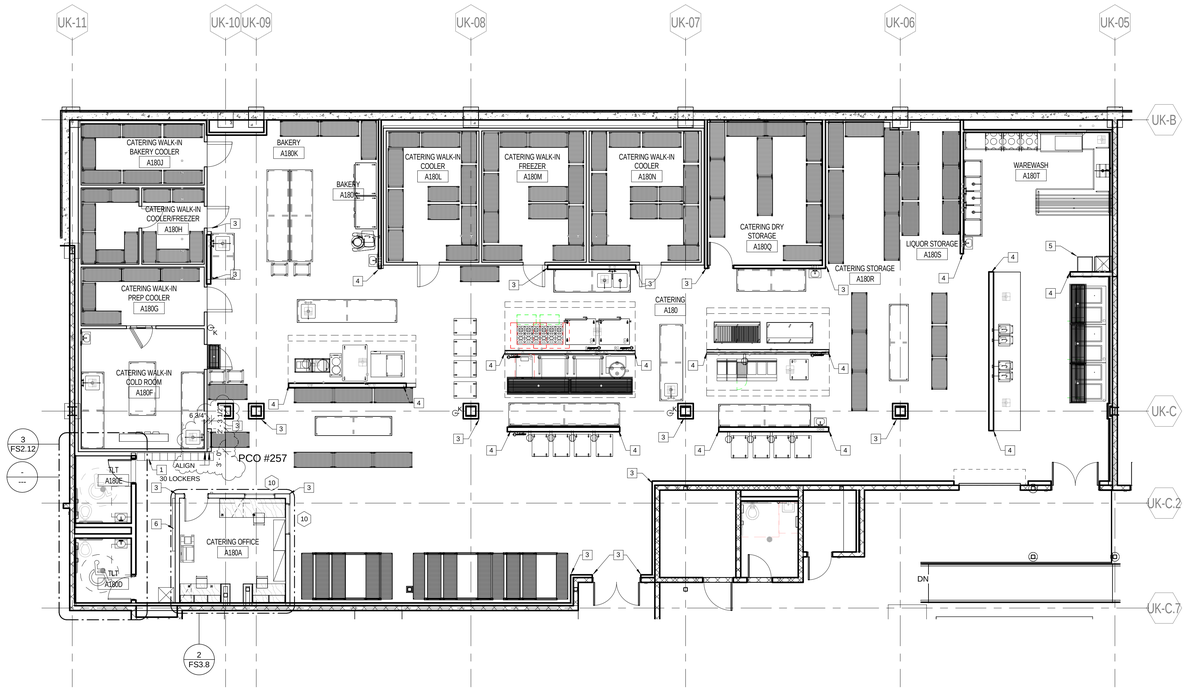

3 LEVEL 01 - ENLARGED CATERING KITCHEN FLOOR PLAN
1/8" = 1'-0" | RE:1/FS1.1

PLAN NORTH
TRUE NORTH

FIRE EXTINGUISHER

UK - STUDENT CENTER RENOVATION AND EXPANSION - BP#3

Lexington, Kentucky

ENLARGED PLANS

Job Number: 0990.01 FEB 2017
Drawn By: TA Checked By: DZ Revision: 14

BP3 - PCO # 257

FS2.11

Omni ARCHITECTS
212 North Upper Street
Lexington, Kentucky 40507-1001
p 859.252.6664
www.omniarchitects.com

PERKINS + WILL
1315 Peachtree Street
Atlanta, Georgia 30309
p 404.873.2300
www.perkinswill.com

TIPTON ASSOCIATES

DARRIN BADON REGISTERED 19 COMMONWEALTH OF KENTUCKY ARCHITECT

This Drawing and the Design shown thereon are the property of Omni Architects. The reproduction, copying or other use of this Drawing or Design without the written consent of Omni Architects is prohibited.

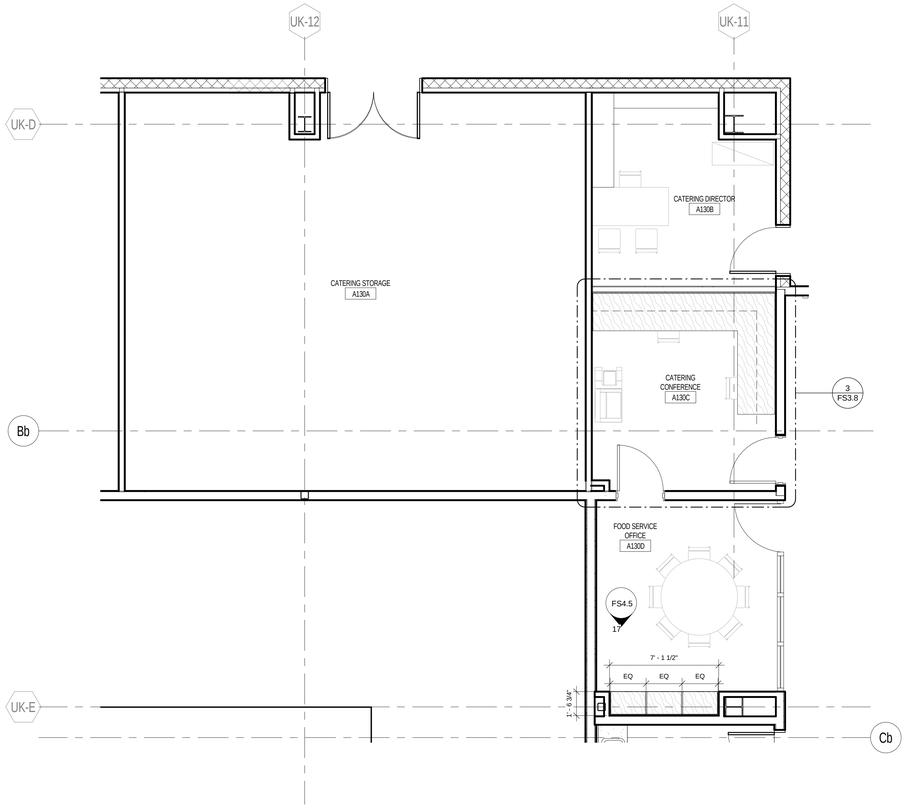

2 01 - ENLARGED ARAMARK OFFICES
1/4" = 1'-0" | RE:1/FS1.1

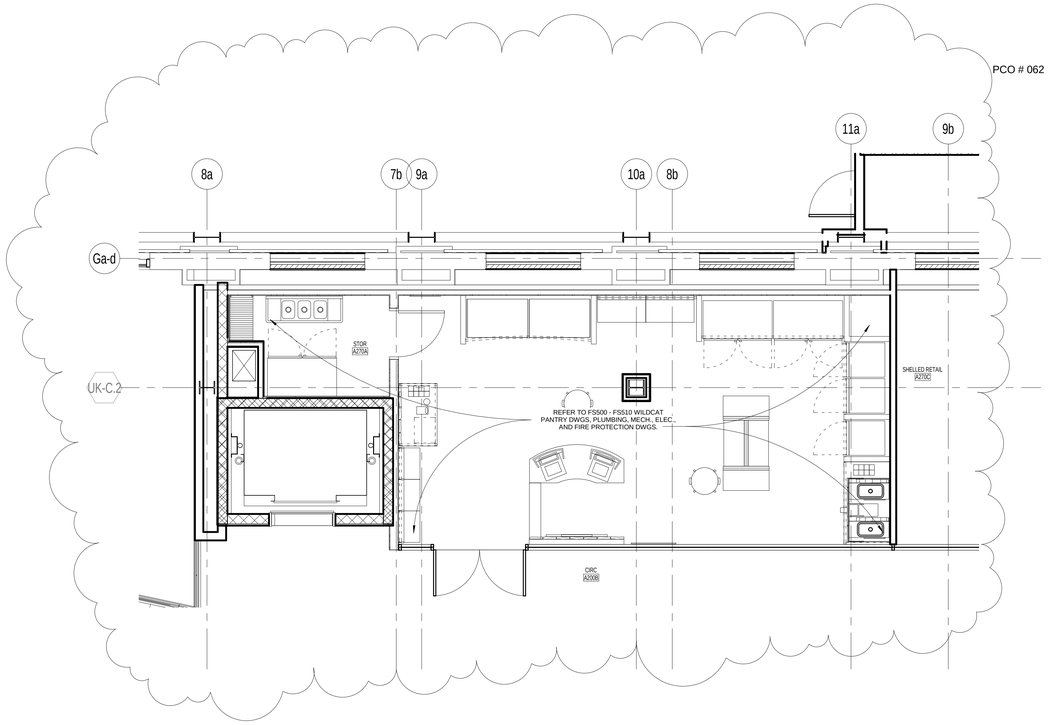

1 LEVEL 02 - ENLARGED WILDCAT PANTRY PLAN
1/4" = 1'-0" | RE:1/FS1.2

PLAN NORTH
TRUE NORTH

TIPTON
ASSOCIATES

RECORD DOCUMENTS - JANUARY 2019

These Record Documents have been prepared based on information provided by others. The Consultant has not verified the accuracy and/or completeness of this information and shall not be responsible for any errors or omissions that may be incorporated as a result of erroneous information provided by others.

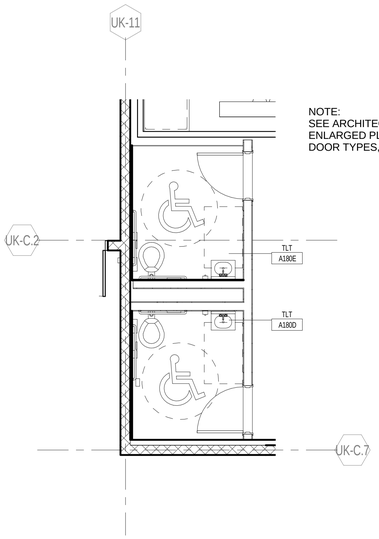

NOTE:
SEE ARCHITECTURAL DRAWING A-5.38 FOR ENLARGED PLANS, ELEVATIONS, WALL TYPES, DOOR TYPES, AND TOILET ACCESSORIES

3 ENLARGED RESTROOM PLAN
1/4" = 1'-0" | RE:3/FS2.11

PLAN NORTH
TRUE NORTH

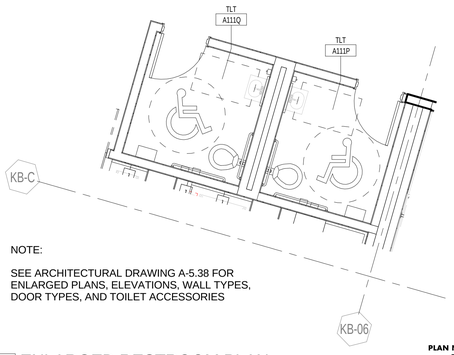

NOTE:

SEE ARCHITECTURAL DRAWING A-5.38 FOR ENLARGED PLANS, ELEVATIONS, WALL TYPES, DOOR TYPES, AND TOILET ACCESSORIES

4 ENLARGED RESTROOM PLAN
1/4" = 1'-0" | RE:1/FS2.10

PLAN NORTH
TRUE NORTH

NOT USED

KEYNOTES

1 3 TIER LOCKERS, PROVIDE TRIM AND CLOSURE PANELS
2 PROVIDE COLUMN WRAP, USE MATERIAL CC-2
3 STAINLESS STEEL CORNER GUARDS
4 C CHANNEL
5 7' TALL LOCKABLE METAL STORAGE CAGE

GENERAL NOTES

1. FEX DENOTED AS TYPE "K"; ASSIGNED TRADE CONTRACTOR TO PROVIDE 6L TYPE K FIRE EXTINGUISHERS WITH SURFACE MOUNT BRACKET. RE: LIFE SAFETY PLAN
2. ASSIGNED TRADE CONTRACTOR TO PROVIDE FIRE EXTINGUISHER; COORD. WITH ARCHITECT FOR FINAL LOCATION.
3. SEE ARCH DWGS. A 1.1F AND A 1.1F-D FOR WALL DIMENSIONS, WALL TYPES AND DOOR TYPES.
4. SEE FOOD SERVICE DRAWINGS FS11.1 THRU FS11.3 FOR EQUIPMENT PLANS AND SCHEDULES.
5. SEE FOOD SERVICE DRAWINGS FS12.1 THRU FS12.1.7 FOR LEVEL 01 PLUMBING ROUGH-INS; FS12.2.1 THRU FS12.2.2 FOR LEVEL 02 PLUMBING ROUGH-INS; FS12.3.1 FOR LEVEL 03 PLUMBING ROUGH-INS.

UK - STUDENT CENTER RENOVATION AND EXPANSION - BP#3

Lexington, Kentucky

Job Number: 0990.01 SEPT 2016
Drawn By: TA Checked By: DZ Revision: 7

DARRIN BADON REGISTERED ARCHITECT COMMONWEALTH OF KENTUCKY

This Drawing and the Design shown thereon are the property of Omni Architects. The reproduction, copying or other use of this Drawing or Design without the written consent of Omni Architects is prohibited.

TIPTON ASSOCIATES

1315 Peachtree Street
Atlanta, Georgia 30309
p 404.873.2300
www.perkinswill.com

PERKINS + WILL

212 North Upper Street
Lexington, Kentucky 40507-1001
p 859.252.6664
www.omniarchitects.com

Omni ARCHITECTS

ENLARGED PLANS

BP3 - PCO # 062

FS2.12

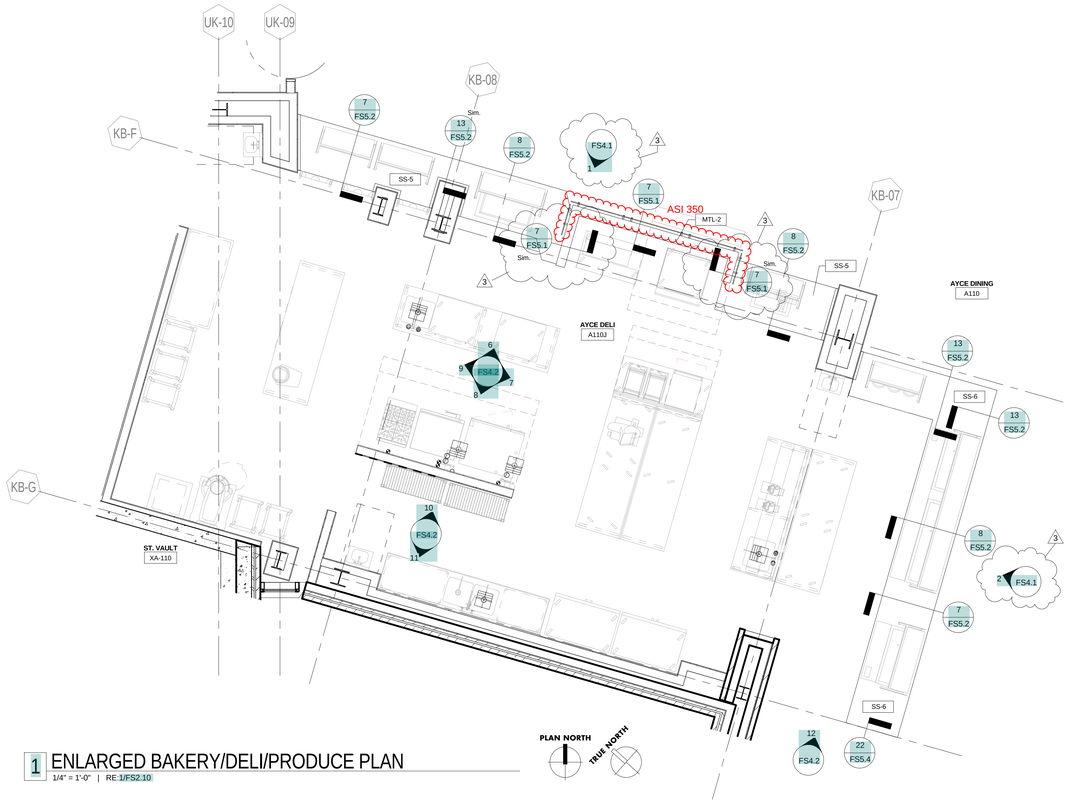

1 ENLARGED BAKERY/DELI/PRODUCE PLAN
1/4" = 1'-0" | RE: 1/FS2.10

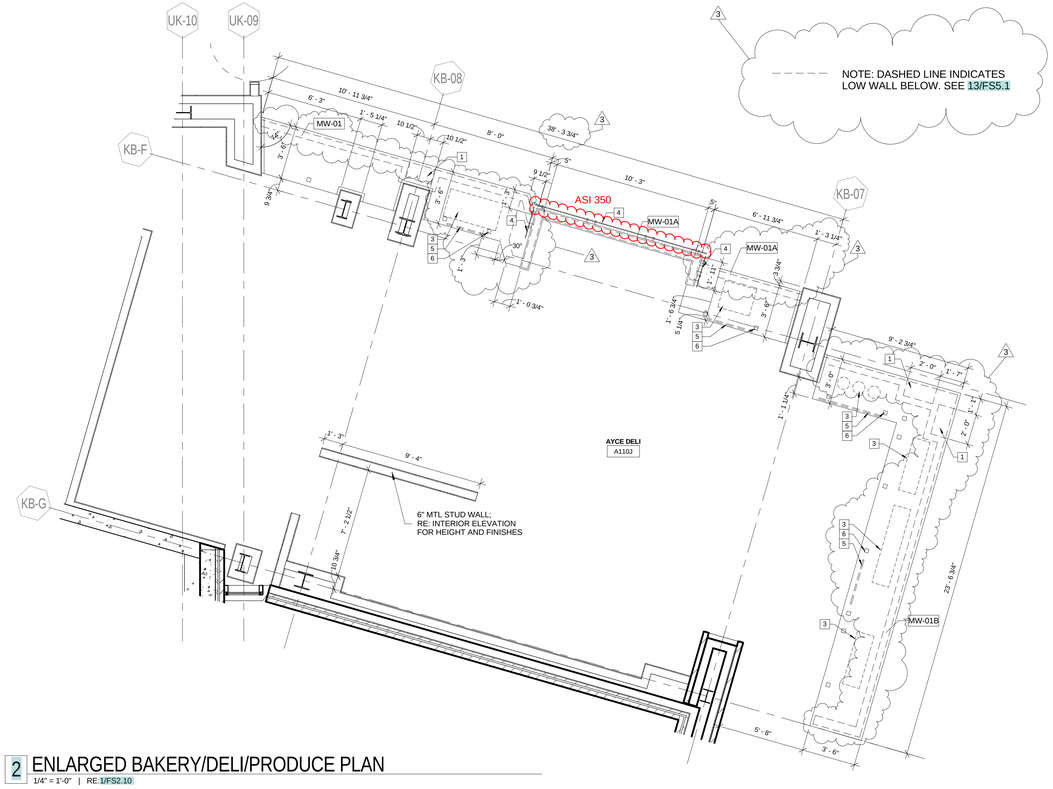

2 ENLARGED BAKERY/DELI/PRODUCE PLAN
1/4" = 1'-0" | RE: 1/FS2.10

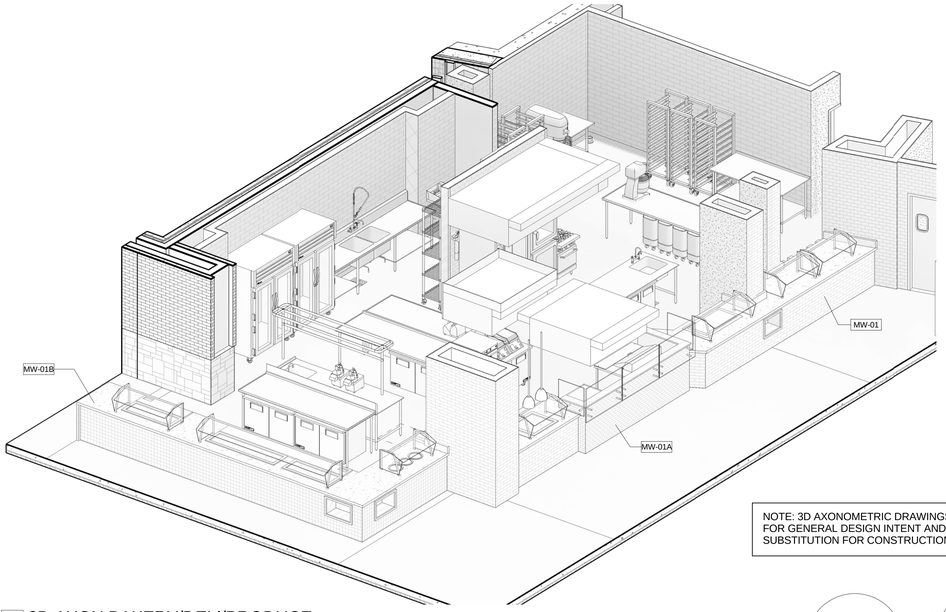

NOTE: 3D AXONOMETRIC DRAWINGS ARE SHOWN FOR GENERAL DESIGN INTENT AND ARE IN NO WAY SUBSTITUTION FOR CONSTRUCTION DRAWINGS

3 3D AXON BAKERY/DELI/PRODUCE
NTS

SCHEDULE

MILLWORK SCHEDULE

NO.	QTY.	DESCRIPTION	COMMENTS
MW-01	1	BAKERY/DELI/PRODUCE STATION	
MW-01A	1	BAKERY/DELI/PRODUCE STATION	
MW-01B	1	BAKERY/DELI/PRODUCE STATION	
MW-02	1	SOUTHWEST STATION	
MW-03	2	DRINK STATION	
MW-04A	1	BREAKFAST STATION	
MW-04B	1	BREAKFAST STATION	
MW-05	1	PIZZA STATION	
MW-06	1	SAUTE STATION	
MW-07	1	BAR TOP	
MW-07B	1	TABLE	
MW-08	1	GRILL/TRADITIONS STATION	
MW-09	1	POS STATION	
MW-10	1	WORRY-FREE STATION	
MW-11	1	GRILL/TRADITIONS STATION	
MW-12	1	BANQUETTE	
MW-13	2	BANQUETTE	(1) SIMILAR OPPOSITE HAND
MW-14	1	BANQUETTE	
MW-15	1	BANQUETTE	
MW-16A	1	DISH DROP-OFF	
MW-16B	1	RECYCLE STATION	
MW-17	1	OFFICE MILLWORK	
MW-18A	1	OFFICE MILLWORK	
MW-18B	1	OFFICE MILLWORK	
MW-19	2	OFFICE MILLWORK	
MW-20A	1	OFFICE MILLWORK	
MW-20B	1	OFFICE MILLWORK	

SHEET NOTES

1. PLATE SHELF BELOW COUNTER
2. WALL HUNG CABINETS
3. COUNTERTOP CUT OUTS TO BE COORDINATED W/ DROP-IN EQUIPMENT. CUT OUTS SHOWN FOR CLARITY ONLY
4. CUSTOM FIXED SNEEZE GUARD. REFER TO MILLWORK SECTIONS FOR ADDITIONAL INFO.
5. 10" LAMINATED APRON MOUNTED UNDER COUNTER FOR CONTROL PANELS & ELECTRICAL OUTLETS. REFER TO MILLWORK SECTIONS.
6. MTL. ST. STL. LEGS. RE: MILLWORK DETAILS ADDITIONAL INFO.
7. UNDERCOUNTER SHELVING. RE: MILLWORK DETAILS FOR ADDITIONAL INFO.

GENERAL NOTES

A. DIMENSIONS ARE TAKEN FROM FINISH FACE U.O.N.

B. MILLWORK TO BE COORDINATED W/ ELECTRICAL & PLUMBING STUB-UP LOCATIONS PRIOR TO FABRICATION

C. COORDINATE ST. STL. LEG SUPPORTS W/ UNDERCOUNTER EQUIPMENT PRIOR TO INSTALLATION.

D. MILLWORK FABRICATION TO BE COORDINATED W/ FOOD SERVICE EQUIPMENT DRAWINGS SEE FS11.1 THRU 11.3 AND FS12.1 THRU FS13.3.1 FOR CUT OUTS, UNDERCOUNTER EQUIPMENT, AND OPENINGS.

TIPTON ASSOCIATES

RECORD DOCUMENTS - JANUARY 2019

These Record Documents have been prepared based on information provided by others. The Consultant has not verified the accuracy and/or completeness of this information and shall not be responsible for any errors or omissions that may be incorporated as a result of erroneous information provided by others.

UK - STUDENT CENTER RENOVATION AND EXPANSION - BP#3

Lexington, Kentucky

ENLARGED MILLWORK PLANS

Job Number: 0990.01 | JAN 2016 | Drawn By: TA | Checked By: DZ | Revision: 3

This Drawing and the Design shown thereon are the property of Omni Architects. The reproduction, copying or other use of this Drawing or Design in conflict with the consent of Omni Architects is prohibited.

TIPTON ASSOCIATES

Omni ARCHITECTS
212 North Upper Street
Lexington, Kentucky 40507-1001
p 859.252.6664
www.omniarchitects.com

PERKINS + WILL
1315 Peachtree Street
Atlanta, Georgia 30309
p 404.873.2300
www.perkinswill.com

BP3 - POST BID DRAWINGS

FS3.1

Next Sheet
Index Sheet
Previous Sheet

BLINK FORWARD

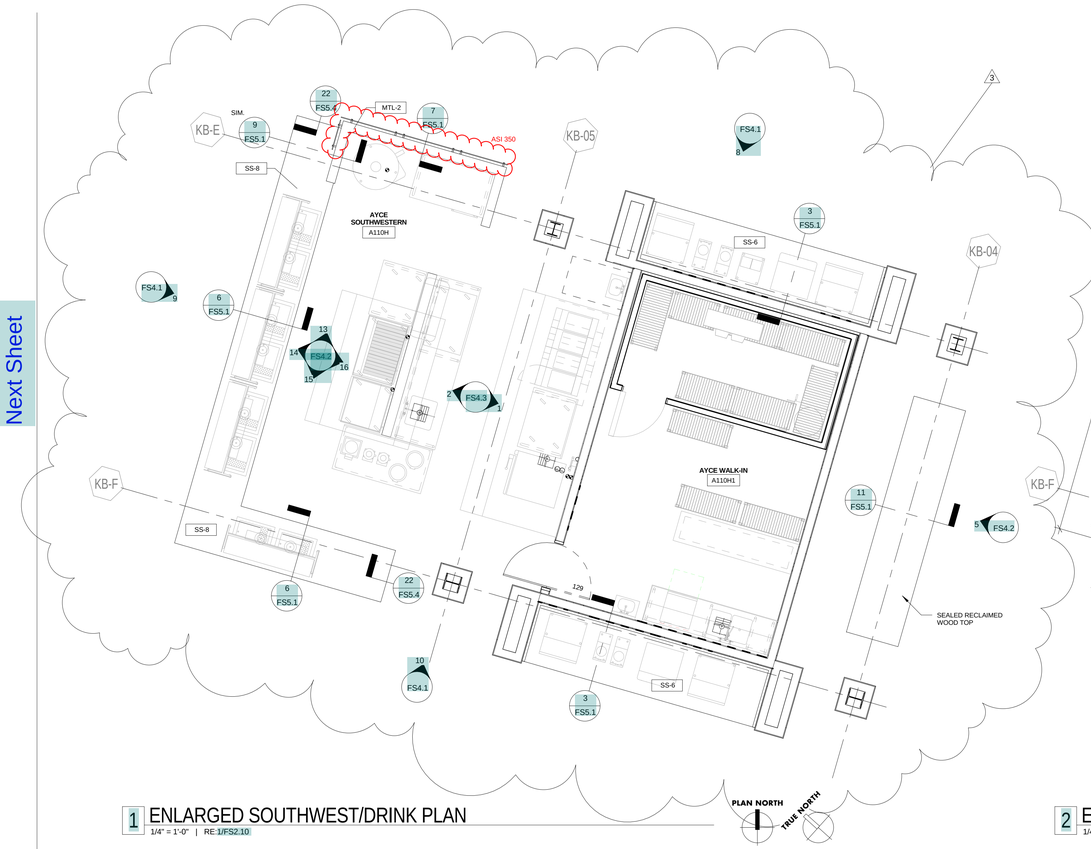

1 ENLARGED SOUTHWEST/DRINK PLAN
1/4" = 1'-0" | RE: 1/FS2.10

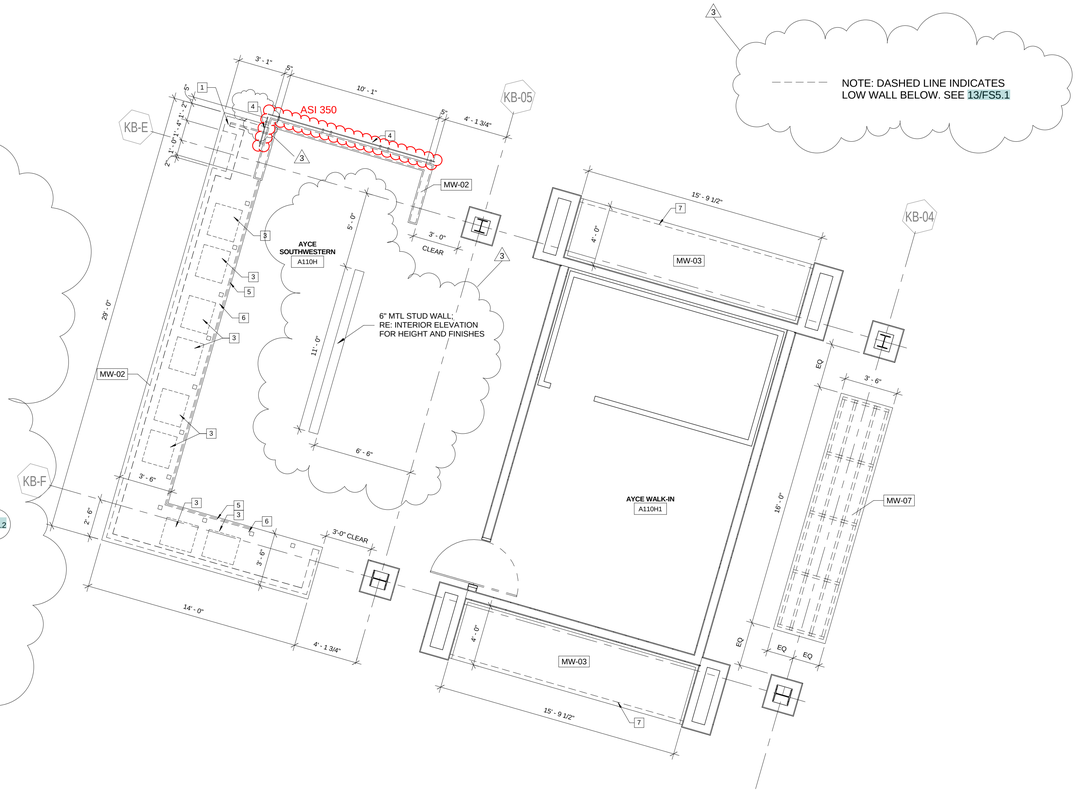

2 ENLARGED SOUTHWEST/DRINK PLAN
1/4" = 1'-0" | RE: 1/FS2.10

NOTE: 3D AXONOMETRIC DRAWINGS ARE SHOWN FOR GENERAL DESIGN INTENT AND ARE IN NO WAY SUBSTITUTION FOR CONSTRUCTION DRAWINGS

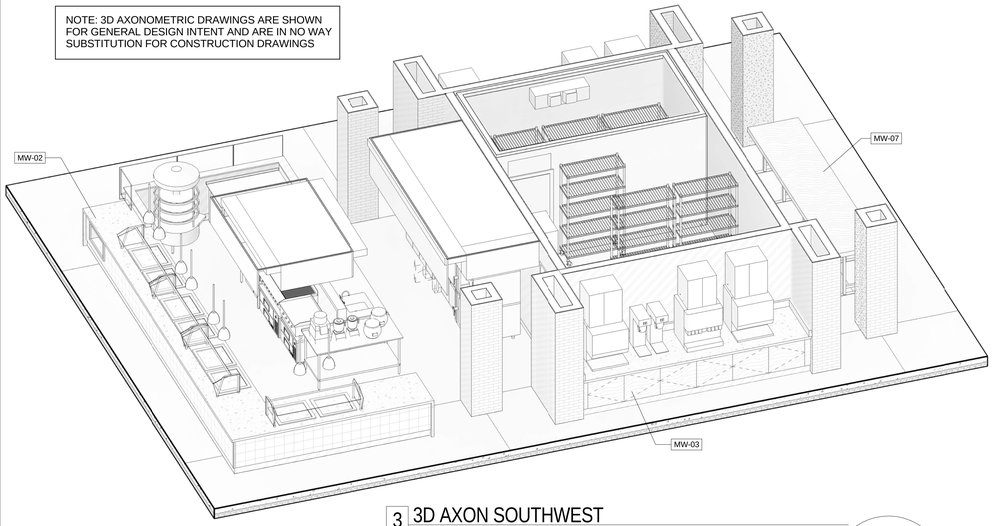

3 3D AXON SOUTHWEST
NTS

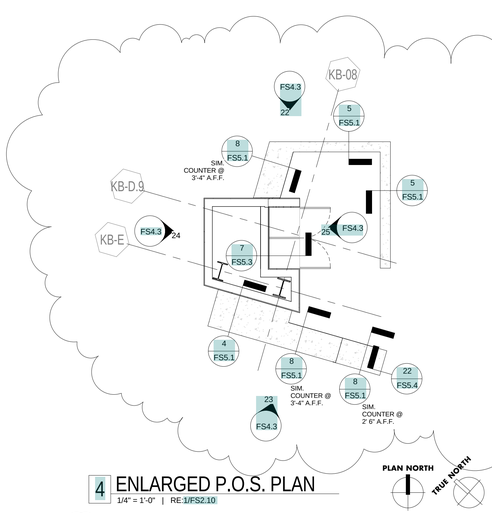

4 ENLARGED P.O.S. PLAN
1/4" = 1'-0" | RE: 1/FS2.10

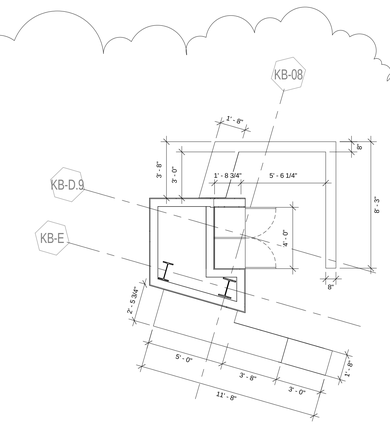

5 ENLARGED P.O.S. PLAN
1/4" = 1'-0" | RE: 1/FS2.10

NOTE: 3D AXONOMETRIC DRAWINGS ARE SHOWN FOR GENERAL DESIGN INTENT AND ARE IN NO WAY SUBSTITUTION FOR CONSTRUCTION DRAWINGS

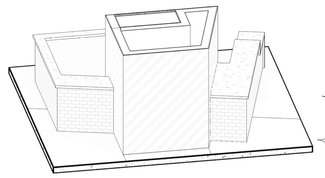

6 3D AXON P.O.S.

SCHEDULE

MILLWORK SCHEDULE

NO.	QTY.	DESCRIPTION	COMMENTS
MW-01	1	BAKERY/DELI/PRODUCE STATION	
MW-01A	1	BAKERY/DELI/PRODUCE STATION	
MW-01B	1	BAKERY/DELI/PRODUCE STATION	
MW-02	1	SOUTHWEST STATION	
MW-03	2	DRINK STATION	
MW-04A	1	BREAKFAST STATION	
MW-04B	1	BREAKFAST STATION	
MW-05	1	PIZZA STATION	
MW-06	1	SAUTE STATION	
MW-07	1	BAR TOP	
MW-07B	1	TABLE	
MW-08	1	GRILL/TRADITIONS STATION	
MW-09	1	POS STATION	
MW-10	1	WORRY-FREE STATION	
MW-11	1	GRILL/TRADITIONS STATION	
MW-12	1	BANQUETTE	
MW-13	2	BANQUETTE	(1) SIMILAR OPPOSITE HAND
MW-14	1	BANQUETTE	
MW-15	1	BANQUETTE	
MW-16A	1	DISH DROP-OFF	
MW-16B	1	RECYCLE STATION	
MW-17	1	OFFICE MILLWORK	
MW-18A	1	OFFICE MILLWORK	
MW-18B	1	OFFICE MILLWORK	
MW-19	2	OFFICE MILLWORK	
MW-20A	1	OFFICE MILLWORK	
MW-20B	1	OFFICE MILLWORK	

SHEET NOTES

1. PLATE SHELF BELOW COUNTER
2. WALL HUNG CABINETS
3. COUNTERTOP CUT OUTS TO BE COORDINATED W/ DROP-IN EQUIPMENT. CUT OUTS SHOWN FOR CLARITY ONLY
4. CUSTOM FIXED SNEEZE GUARD. REFER TO MILLWORK SECTIONS FOR ADDITIONAL INFO.
5. 10" LAMINATED APRON MOUNTED UNDER COUNTER FOR CONTROL PANELS & ELECTRICAL OUTLETS. REFER TO MILLWORK SECTIONS.
6. MTL. ST. STL. LEGS. RE: MILLWORK DETAILS ADDITIONAL INFO.
7. UNDERCOUNTER SHELVING. RE: MILLWORK DETAILS FOR ADDITIONAL INFO.

GENERAL NOTES

A. DIMENSIONS ARE TAKEN FROM FINISH FACE U.O.N.

B. MILLWORK TO BE COORDINATED W/ ELECTRICAL & PLUMBING STUB-UP LOCATIONS PRIOR TO FABRICATION

C. COORDINATE ST. STL. LEG SUPPORTS W/ UNDERCOUNTER EQUIPMENT PRIOR TO INSTALLATION.

D. MILLWORK FABRICATION TO BE COORDINATED W/ FOOD SERVICE EQUIPMENT DRAWINGS SEE FS11.1 THRU 11.3 AND FS12.1 THRU FS13.3.1 FOR CUT OUTS, UNDERCOUNTER EQUIPMENT, AND OPENINGS.

TIPTON ASSOCIATES

RECORD DOCUMENTS - JANUARY 2019

These Record Documents have been prepared based on information provided by others. The Consultant has not verified the accuracy and/or completeness of this information and shall not be responsible for any errors or omissions that may be incorporated as a result of erroneous information provided by others.

UK - STUDENT CENTER RENOVATION AND EXPANSION - BP#3

Lexington, Kentucky

ENLARGED MILLWORK PLANS

Job Number: 0990.01 | JAN 2016 | Drawn By: TA | Checked By: DZ | Revision: 3

This Drawing and the Design shown thereon are the property of Omni Architects. The reproduction, copying or other use of this Drawing or Design without the written consent of Omni Architects is prohibited.

TIPTON ASSOCIATES

PERKINS + WILL
1315 Peachtree Street
Atlanta, Georgia 30309
p 404.873.2300
www.perkinswill.com

Omni ARCHITECTS
212 North Upper Street
Lexington, Kentucky 40507-1001
p 859.252.6664
www.omniarchitects.com

BP3 - POST BID DRAWINGS

FS3.2

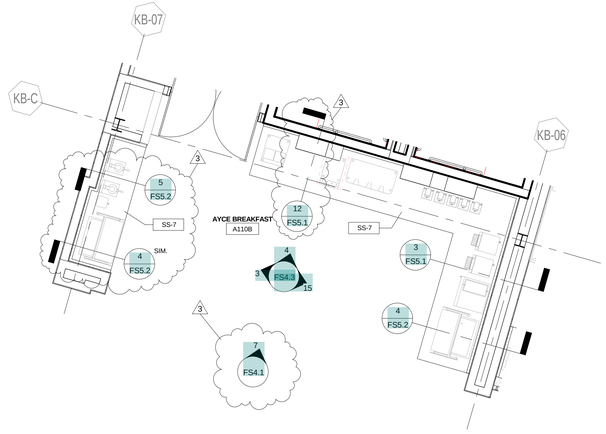

1 ENLARGED BREAKFAST PLAN
1/4" = 1'-0" | RE: 1/FS2.10

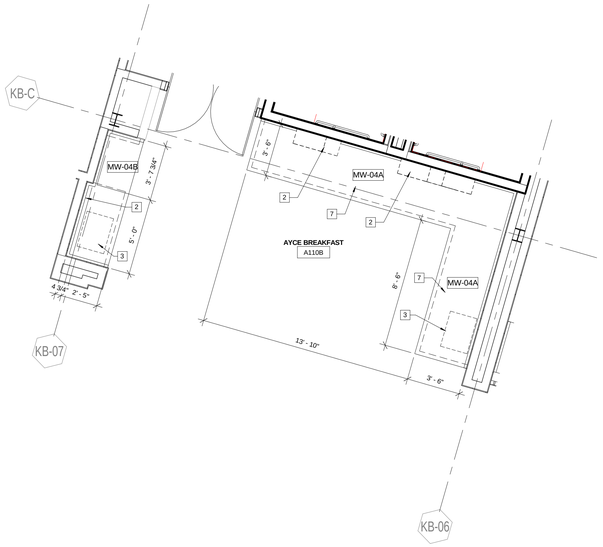

2 ENLARGED BREAKFAST PLAN
1/4" = 1'-0" | RE: 1/FS2.10

NOTE: 3D AXONOMETRIC DRAWINGS ARE SHOWN FOR GENERAL DESIGN INTENT AND ARE IN NO WAY SUBSTITUTION FOR CONSTRUCTION DRAWINGS

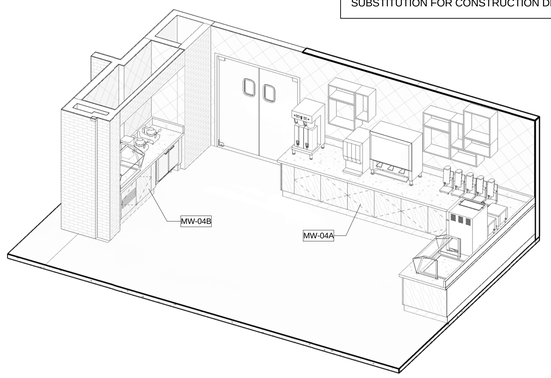

3 3D AXON BREAKFAST

5 ENLARGED WORRY-FREE PLAN
1/4" = 1'-0" | RE: 1/FS2.10

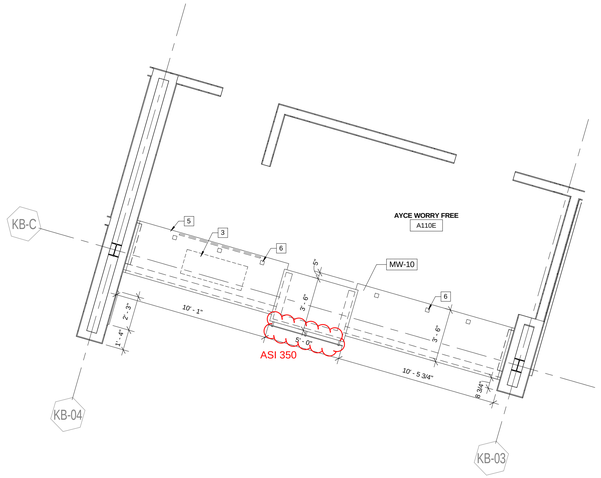

4 ENLARGED WORRY-FREE PLAN
1/4" = 1'-0" | RE: 1/FS2.10

NOTE: 3D AXONOMETRIC DRAWINGS ARE SHOWN FOR GENERAL DESIGN INTENT AND ARE IN NO WAY SUBSTITUTION FOR CONSTRUCTION DRAWINGS

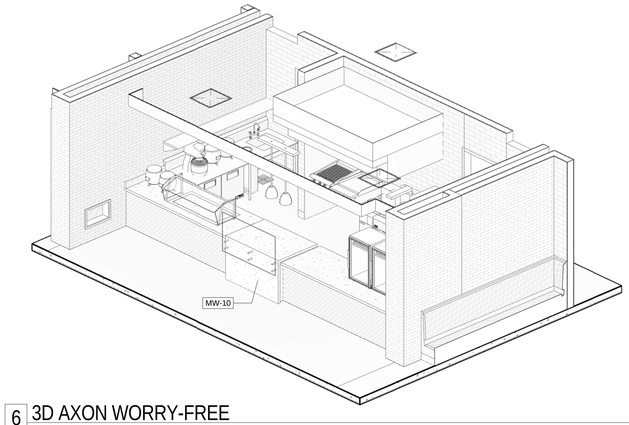

6 3D AXON WORRY-FREE

SCHEDULE

MILLWORK SCHEDULE

NO.	QTY.	DESCRIPTION	COMMENTS
MW-01	1	BAKERY/DELI/PRODUCE STATION	
MW-01A	1	BAKERY/DELI/PRODUCE STATION	
MW-01B	1	BAKERY/DELI/PRODUCE STATION	
MW-02	1	SOUTHWEST STATION	
MW-03	2	DRINK STATION	
MW-04A	1	BREAKFAST STATION	
MW-04B	1	BREAKFAST STATION	
MW-05	1	PIZZA STATION	
MW-06	1	SAUTE STATION	
MW-07	1	BAR TOP	
MW-07B	1	TABLE	
MW-08	1	GRILL/TRADITIONS STATION	
MW-09	1	POS STATION	
MW-10	1	WORRY-FREE STATION	
MW-11	1	GRILL/TRADITIONS STATION	
MW-12	1	BANQUETTE	
MW-13	2	BANQUETTE	(1) SIMILAR OPPOSITE HAND
MW-14	1	BANQUETTE	
MW-15	1	BANQUETTE	
MW-16A	1	DISH DROP-OFF	
MW-16B	1	RECYCLE STATION	
MW-17	1	OFFICE MILLWORK	
MW-18A	1	OFFICE MILLWORK	
MW-18B	1	OFFICE MILLWORK	
MW-19	2	OFFICE MILLWORK	
MW-20A	1	OFFICE MILLWORK	
MW-20B	1	OFFICE MILLWORK	

SHEET NOTES

1. PLATE SHELF BELOW COUNTER
2. WALL HUNG CABINETS
3. COUNTERTOP CUT OUTS TO BE COORDINATED W/ DROP-IN EQUIPMENT. CUT OUTS SHOWN FOR CLARITY ONLY
4. CUSTOM FIXED SNEEZE GUARD. REFER TO MILLWORK SECTIONS FOR ADDITIONAL INFO.
5. 10" LAMINATED APRON MOUNTED UNDER COUNTER FOR CONTROL PANELS & ELECTRICAL OUTLETS. REFER TO MILLWORK SECTIONS.
6. MTL. ST. STL. LEGS. RE: MILLWORK DETAILS ADDITIONAL INFO.
7. UNDERCOUNTER SHELVING. RE: MILLWORK DETAILS FOR ADDITIONAL INFO.

GENERAL NOTES

A. DIMENSIONS ARE TAKEN FROM FINISH FACE U.O.N.

B. MILLWORK TO BE COORDINATED W/ ELECTRICAL & PLUMBING STUB-UP LOCATIONS PRIOR TO FABRICATION

C. COORDINATE ST. STL. LEG SUPPORTS W/ UNDERCOUNTER EQUIPMENT PRIOR TO INSTALLATION.

D. MILLWORK FABRICATION TO BE COORDINATED W/ FOOD SERVICE EQUIPMENT DRAWINGS SEE FS11.1 THRU 11.3 AND FS12.1 THRU FS13.3.1 FOR CUT OUTS, UNDERCOUNTER EQUIPMENT, AND OPENINGS.

TIPTON ASSOCIATES

RECORD DOCUMENTS - JANUARY 2019

These Record Documents have been prepared based on information provided by others. The Consultant has not verified the accuracy and/or completeness of this information and shall not be responsible for any errors or omissions that may be incorporated as a result of erroneous information provided by others.

UK - STUDENT CENTER RENOVATION AND EXPANSION - BP#3

Lexington, Kentucky

ENLARGED MILLWORK PLANS

Job Number: 0990.01 | JAN 2016 | Drawn By: TA | Checked By: DZ | Revision: 3

This Drawing and the Design shown thereon are the property of Omni Architects. The reproduction, copying or other use of this Drawing or Design without the written consent of Omni Architects is prohibited.

TIPTON ASSOCIATES

1315 Peachtree Street
Atlanta, Georgia 30309
p 404.873.2300
www.perkinswill.com

PERKINS + WILL

212 North Upper Street
Lexington, Kentucky 40507-1001
p 859.252.6664
www.omniarchitects.com

Omni ARCHITECTS

BP3 - POST BID DRAWINGS

FS3.3

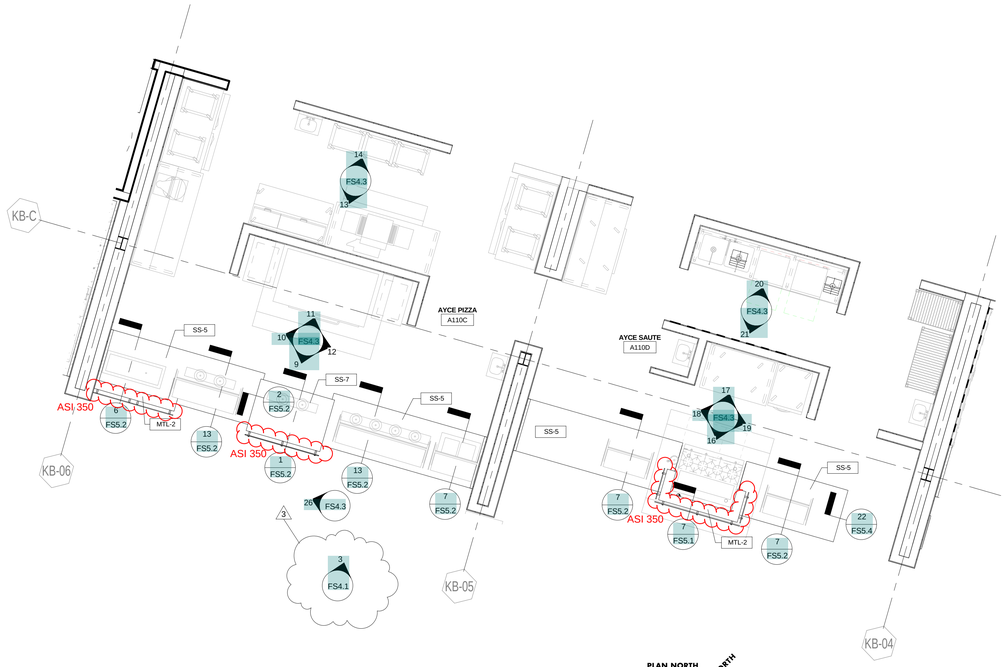

1 ENLARGED PIZZA/SAUTE PLAN
1/4" = 1'-0" | RE: 1/FS2.10

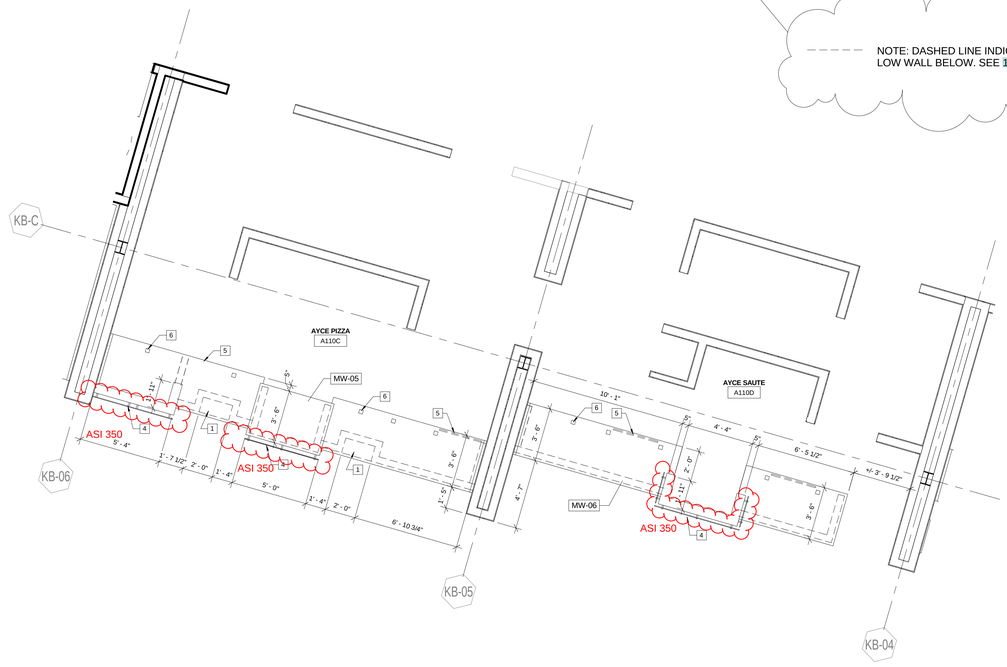

NOTE: DASHED LINE INDICATES LOW WALL BELOW. SEE 13/FS5.1

2 ENLARGED PIZZA/SAUTE PLAN
1/4" = 1'-0" | RE: 1/FS2.10

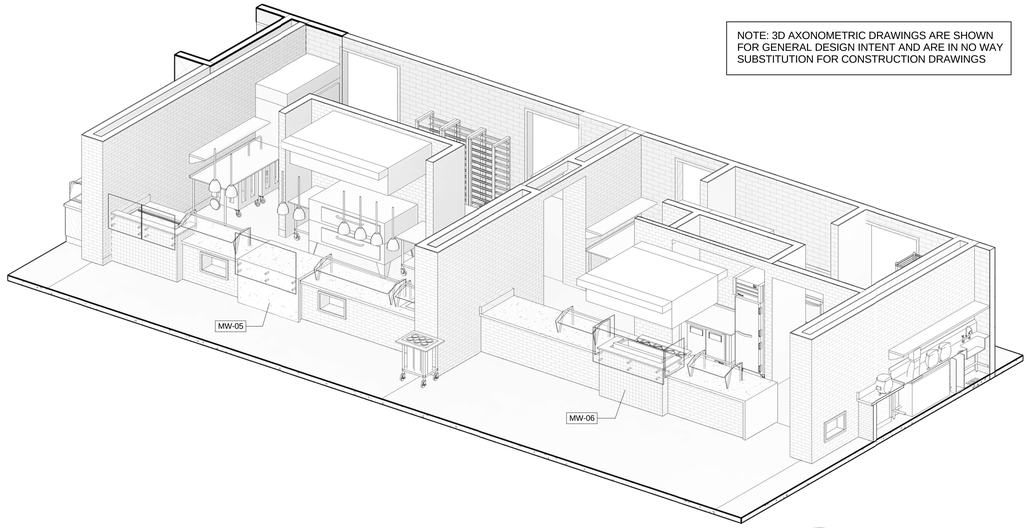

NOTE: 3D AXONOMETRIC DRAWINGS ARE SHOWN FOR GENERAL DESIGN INTENT AND ARE IN NO WAY SUBSTITUTION FOR CONSTRUCTION DRAWINGS

3 3D AXON PIZZA/SAUTE

SCHEDULE

MILLWORK SCHEDULE

NO.	QTY.	DESCRIPTION	COMMENTS
MW-01	1	BAKERY/DELI/PRODUCE STATION	
MW-01A	1	BAKERY/DELI/PRODUCE STATION	
MW-01B	1	BAKERY/DELI/PRODUCE STATION	
MW-02	1	SOUTHWEST STATION	
MW-03	2	DRINK STATION	
MW-04A	1	BREAKFAST STATION	
MW-04B	1	BREAKFAST STATION	
MW-05	1	PIZZA STATION	
MW-06	1	SAUTE STATION	
MW-07	1	BAR TOP	
MW-07B	1	TABLE	
MW-08	1	GRILL/TRADITIONS STATION	
MW-09	1	POS STATION	
MW-10	1	WORRY-FREE STATION	
MW-11	1	GRILL/TRADITIONS STATION	
MW-12	1	BANQUETTE	
MW-13	2	BANQUETTE	(1) SIMILAR OPPOSITE HAND
MW-14	1	BANQUETTE	
MW-15	1	BANQUETTE	
MW-16A	1	DISH DROP-OFF	
MW-16B	1	RECYCLE STATION	
MW-17	1	OFFICE MILLWORK	
MW-18A	1	OFFICE MILLWORK	
MW-18B	1	OFFICE MILLWORK	
MW-19	2	OFFICE MILLWORK	
MW-20A	1	OFFICE MILLWORK	
MW-20B	1	OFFICE MILLWORK	

SHEET NOTES

1. PLATE SHELF BELOW COUNTER
2. WALL HUNG CABINETS
3. COUNTERTOP CUT OUTS TO BE COORDINATED W/ DROP-IN EQUIPMENT. CUT OUTS SHOWN FOR CLARITY ONLY
4. CUSTOM FIXED SNEEZE GUARD. REFER TO MILLWORK SECTIONS FOR ADDITIONAL INFO.
5. 10" LAMINATED APRON MOUNTED UNDER COUNTER FOR CONTROL PANELS & ELECTRICAL OUTLETS. REFER TO MILLWORK SECTIONS.
6. MTL. ST. STL. LEGS. RE: MILLWORK DETAILS ADDITIONAL INFO.
7. UNDERCOUNTER SHELVING. RE: MILLWORK DETAILS FOR ADDITIONAL INFO.

GENERAL NOTES

A. DIMENSIONS ARE TAKEN FROM FINISH FACE U.O.N.

B. MILLWORK TO BE COORDINATED W/ ELECTRICAL & PLUMBING STUB-UP LOCATIONS PRIOR TO FABRICATION

C. COORDINATE ST. STL. LEG SUPPORTS W/ UNDERCOUNTER EQUIPMENT PRIOR TO INSTALLATION.

D. MILLWORK FABRICATION TO BE COORDINATED W/ FOOD SERVICE EQUIPMENT DRAWINGS SEE FS11.1 THRU 11.3 AND FS12.1 THRU FS13.3.1 FOR CUT OUTS, UNDERCOUNTER EQUIPMENT, AND OPENINGS.

TIPTON ASSOCIATES

RECORD DOCUMENTS - JANUARY 2019

These Record Documents have been prepared based on information provided by others. The Consultant has not verified the accuracy and/or completeness of this information and shall not be responsible for any errors or omissions that may be incorporated as a result of erroneous information provided by others.

UK - STUDENT CENTER RENOVATION AND EXPANSION - BP#3

Lexington, Kentucky

ENLARGED MILLWORK PLANS

Job Number: 0990.01 | JAN 2016 | Drawn By: TA | Checked By: DZ | Revision: 3

This Drawing and the Design shown thereon are the property of Omni Architects. The reproduction, copying or other use of this Drawing or Design without the written consent of Omni Architects is prohibited.

Omni ARCHITECTS
212 North Upper Street
Lexington, Kentucky 40507-1001
p 859.252.6664
www.omniarchitects.com

PERKINS + WILL
1315 Peachtree Street
Atlanta, Georgia 30309
p 404.873.2300
www.perkinswill.com

TIPTON ASSOCIATES

BP3 - POST BID DRAWINGS

FS3.4

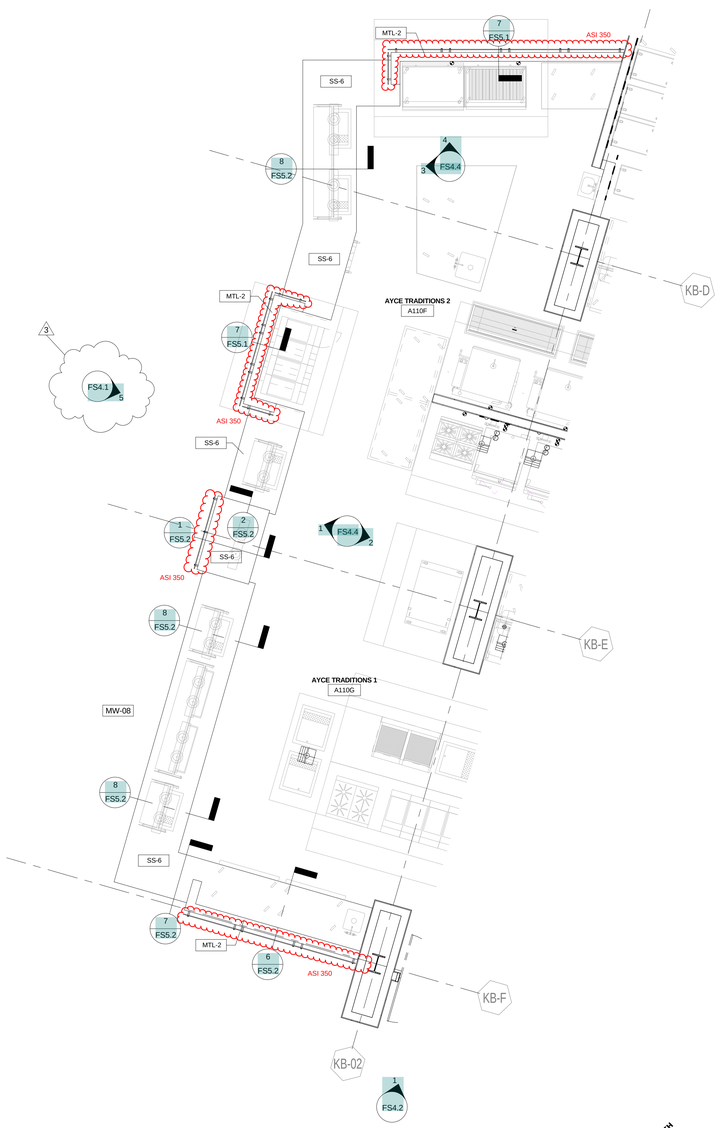

1 ENLARGED GRILL/TRADITIONS PLAN

1/4" = 1'-0" | RE: 1/FS2.10

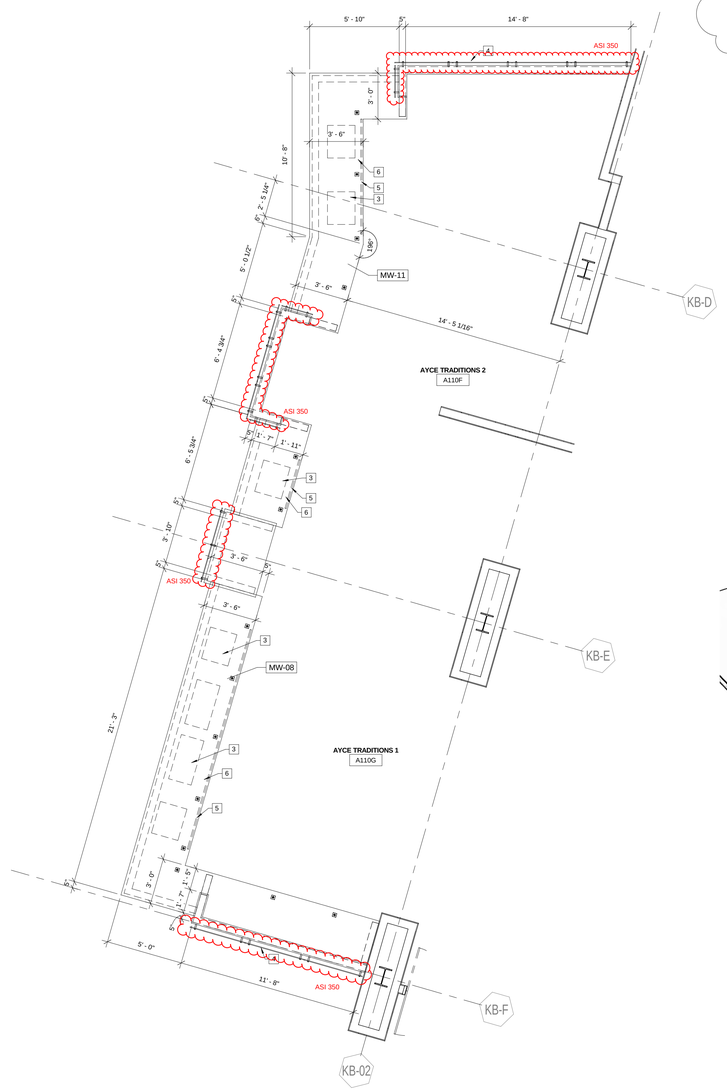

2 ENLARGED GRILL/TRADITIONS PLAN

1/4" = 1'-0" | RE: 1/FS2.10

NOTE: DASHED LINE INDICATES LOW WALL BELOW. SEE 13/FS5.1

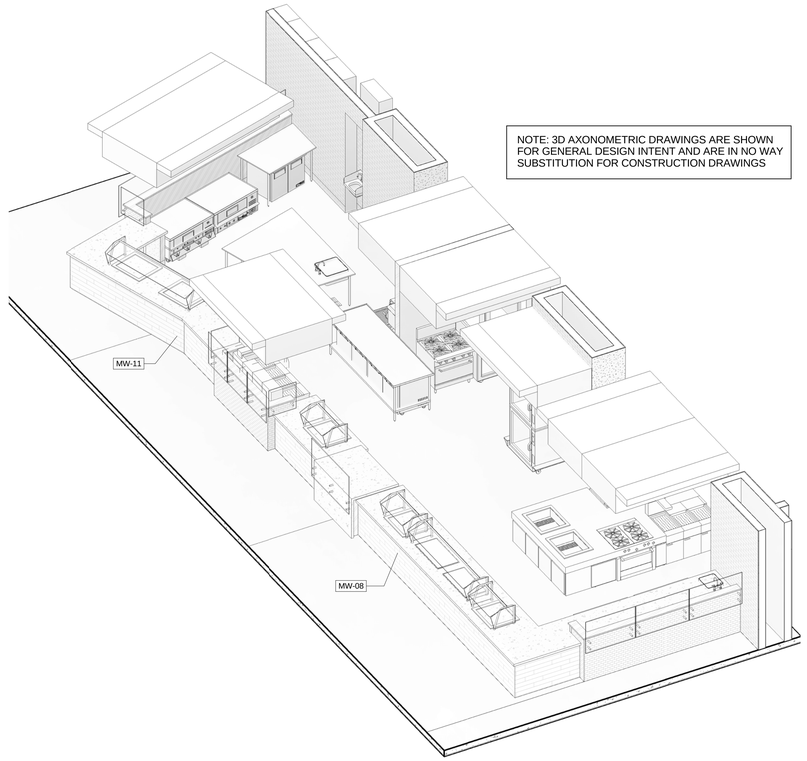

NOTE: 3D AXONOMETRIC DRAWINGS ARE SHOWN FOR GENERAL DESIGN INTENT AND ARE IN NO WAY SUBSTITUTION FOR CONSTRUCTION DRAWINGS

3 3D AXON GRILL/TRADITIONS

PLAN NORTH

TRUE NORTH

SCHEDULE

MILLWORK SCHEDULE

NO.	QTY.	DESCRIPTION	COMMENTS
MW-01	1	BAKERY/DELI/PRODUCE STATION	
MW-01A	1	BAKERY/DELI/PRODUCE STATION	
MW-01B	1	BAKERY/DELI/PRODUCE STATION	
MW-02	1	SOUTHWEST STATION	
MW-03	2	DRINK STATION	
MW-04A	1	BREAKFAST STATION	
MW-04B	1	BREAKFAST STATION	
MW-05	1	PIZZA STATION	
MW-06	1	SAUTE STATION	
MW-07	1	BAR TOP	
MW-07B	1	TABLE	
MW-08	1	GRILL/TRADITIONS STATION	
MW-09	1	POS STATION	
MW-10	1	WORRY-FREE STATION	
MW-11	1	GRILL/TRADITIONS STATION	
MW-12	1	BANQUETTE	
MW-13	2	BANQUETTE	(1) SIMILAR OPPOSITE HAND
MW-14	1	BANQUETTE	
MW-15	1	BANQUETTE	
MW-16A	1	DISH DROP-OFF	
MW-16B	1	RECYCLE STATION	
MW-17	1	OFFICE MILLWORK	
MW-18A	1	OFFICE MILLWORK	
MW-18B	1	OFFICE MILLWORK	
MW-19	2	OFFICE MILLWORK	
MW-20A	1	OFFICE MILLWORK	
MW-20B	1	OFFICE MILLWORK	

SHEET NOTES

1. PLATE SHELF BELOW COUNTER
2. WALL HUNG CABINETS
3. COUNTERTOP CUT OUTS TO BE COORDINATED W/ DROP-IN EQUIPMENT. CUT OUTS SHOWN FOR CLARITY ONLY
4. CUSTOM FIXED SNEEZE GUARD. REFER TO MILLWORK SECTIONS FOR ADDITIONAL INFO.
5. 10" LAMINATED APRON MOUNTED UNDER COUNTER FOR CONTROL PANELS & ELECTRICAL OUTLETS. REFER TO MILLWORK SECTIONS.
6. MTL. ST. STL. LEGS. RE: MILLWORK DETAILS ADDITIONAL INFO.
7. UNDERCOUNTER SHELVING. RE: MILLWORK DETAILS FOR ADDITIONAL INFO.

GENERAL NOTES

A. DIMENSIONS ARE TAKEN FROM FINISH FACE U.O.N.

B. MILLWORK TO BE COORDINATED W/ ELECTRICAL & PLUMBING STUB-UP LOCATIONS PRIOR TO FABRICATION

C. COORDINATE ST. STL. LEG SUPPORTS W/ UNDERCOUNTER EQUIPMENT PRIOR TO INSTALLATION.

D. MILLWORK FABRICATION TO BE COORDINATED W/ FOOD SERVICE EQUIPMENT DRAWINGS SEE FS11.1 THRU 11.3 AND FS12.1 THRU FS13.3.1 FOR CUT OUTS, UNDERCOUNTER EQUIPMENT, AND OPENINGS.

TIPTON ASSOCIATES

RECORD DOCUMENTS - JANUARY 2019

These Record Documents have been prepared based on information provided by others. The Consultant has not verified the accuracy and/or completeness of this information and shall not be responsible for any errors or omissions that may be incorporated as a result of erroneous information provided by others.

UK - STUDENT CENTER RENOVATION AND EXPANSION - BP#3

Lexington, Kentucky

ENLARGED MILLWORK PLANS

Job Number: 0990.01 | JAN 2016 | Drawn By: TA | Checked By: DZ | Revision: 3

This Drawing and the Design shown thereon are the property of Omni Architects. The reproduction, copying or other use of this Drawing or Design without the written consent of Omni Architects is prohibited.

TIPTON ASSOCIATES

PERKINS + WILL
1315 Peachtree Street
Atlanta, Georgia 30309
p.404.873.2300
www.perkinswill.com

Omni ARCHITECTS
212 North Upper Street
Lexington, Kentucky 40507-1001
p.859.252.6664
www.omniarchitects.com

BP3 - POST BID DRAWINGS

FS3.5

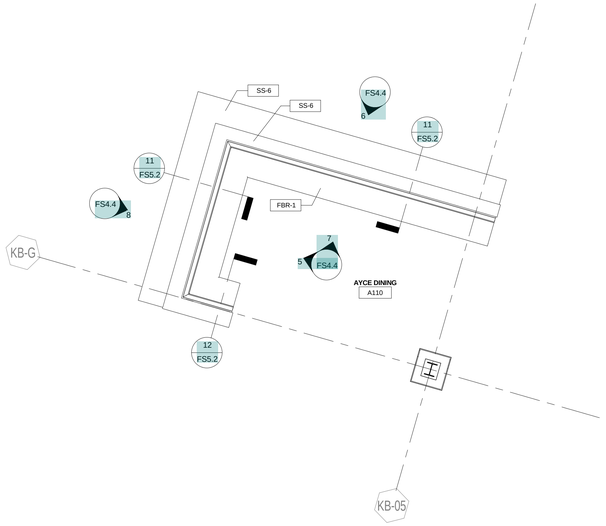

1 ENLARGED SOUTHWEST/DRINK PLAN
1/4" = 1'-0" | RE: 1/FS2.10

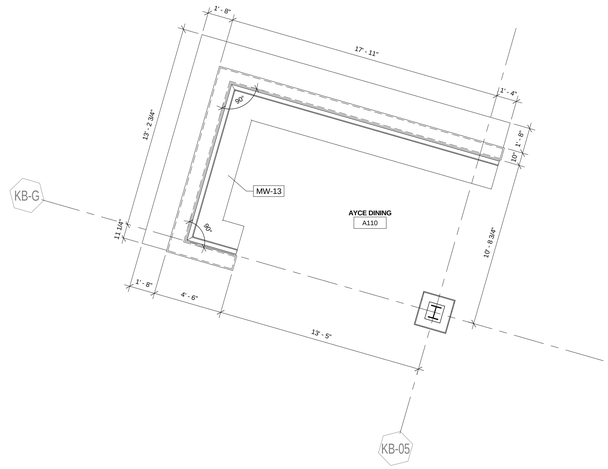

2 ENLARGED SOUTHWEST/DRINK PLAN
1/4" = 1'-0" | RE: 1/FS2.10

NOTE: 3D AXONOMETRIC DRAWINGS ARE SHOWN FOR GENERAL DESIGN INTENT AND ARE IN NO WAY SUBSTITUTION FOR CONSTRUCTION DRAWINGS

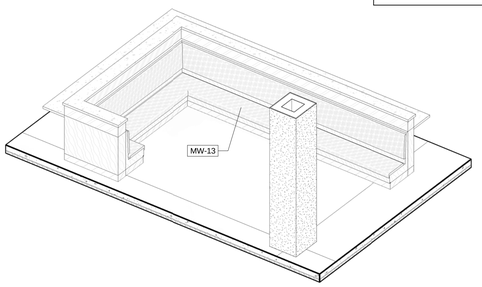

3 3D AXON BAKERY/DELI/PRODUCE

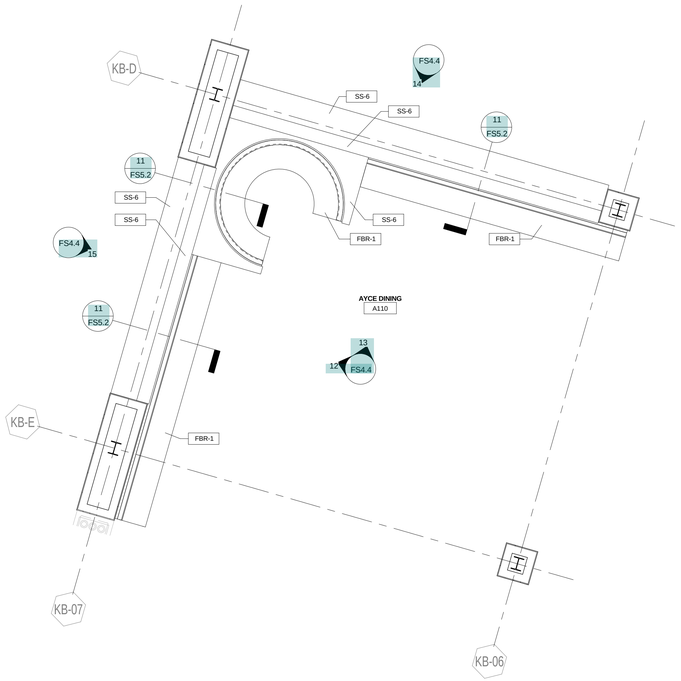

5 ENLARGED SOUTHWEST/DRINK PLAN
1/4" = 1'-0" | RE: 1/FS2.10

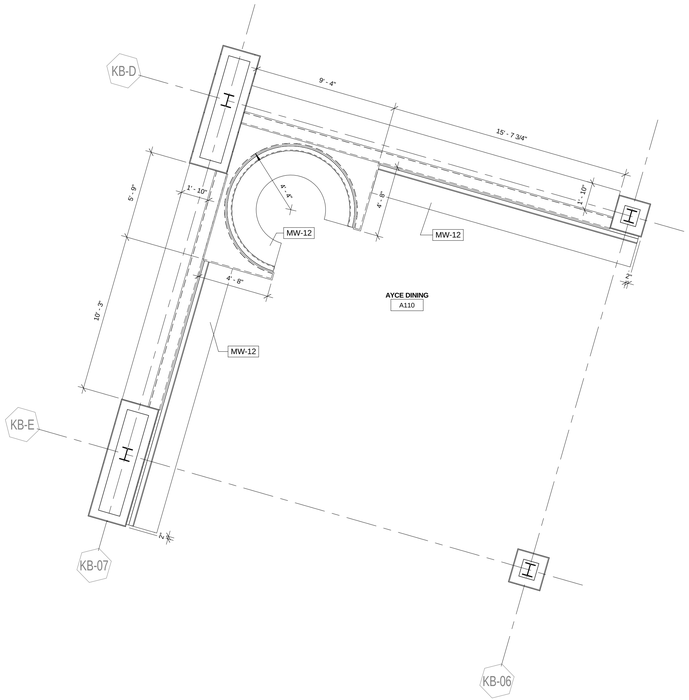

4 ENLARGED SOUTHWEST/DRINK PLAN
1/4" = 1'-0" | RE: 1/FS2.10

NOTE: 3D AXONOMETRIC DRAWINGS ARE SHOWN FOR GENERAL DESIGN INTENT AND ARE IN NO WAY SUBSTITUTION FOR CONSTRUCTION DRAWINGS

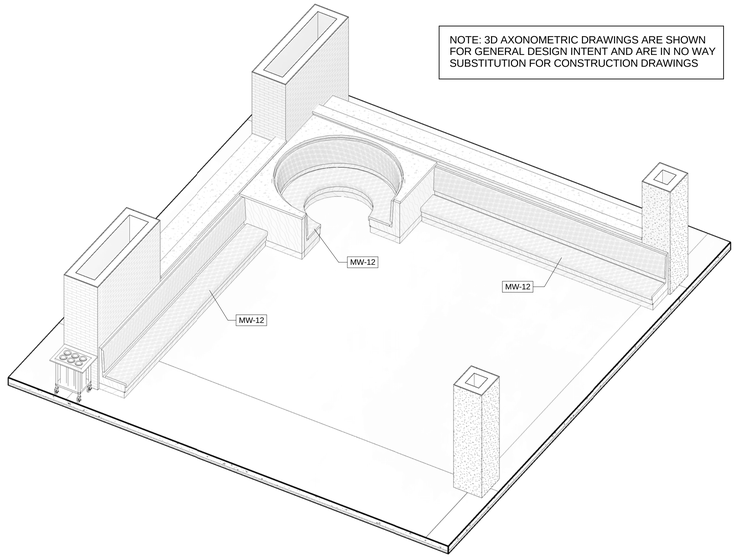

6 3D AXON BAKERY/DELI/PRODUCE

SCHEDULE

MILLWORK SCHEDULE

NO.	QTY.	DESCRIPTION	COMMENTS
MW-01	1	BAKERY/DELI/PRODUCE STATION	
MW-01A	1	BAKERY/DELI/PRODUCE STATION	
MW-01B	1	BAKERY/DELI/PRODUCE STATION	
MW-02	1	SOUTHWEST STATION	
MW-03	2	DRINK STATION	
MW-04A	1	BREAKFAST STATION	
MW-04B	1	BREAKFAST STATION	
MW-05	1	PIZZA STATION	
MW-06	1	SAUTE STATION	
MW-07	1	BAR TOP	
MW-07B	1	TABLE	
MW-08	1	GRILL/TRADITIONS STATION	
MW-09	1	POS STATION	
MW-10	1	WORRY-FREE STATION	
MW-11	1	GRILL/TRADITIONS STATION	
MW-12	1	BANQUETTE	
MW-13	2	BANQUETTE	(1) SIMILAR OPPOSITE HAND
MW-14	1	BANQUETTE	
MW-15	1	BANQUETTE	
MW-16A	1	DISH DROP-OFF	
MW-16B	1	RECYCLE STATION	
MW-17	1	OFFICE MILLWORK	
MW-18A	1	OFFICE MILLWORK	
MW-18B	1	OFFICE MILLWORK	
MW-19	2	OFFICE MILLWORK	
MW-20A	1	OFFICE MILLWORK	
MW-20B	1	OFFICE MILLWORK	

SHEET NOTES

1. PLATE SHELF BELOW COUNTER
2. WALL HUNG CABINETS
3. COUNTERTOP CUT OUTS TO BE COORDINATED W/ DROP-IN EQUIPMENT. CUT OUTS SHOWN FOR CLARITY ONLY
4. CUSTOM FIXED SNEEZE GUARD. REFER TO MILLWORK SECTIONS FOR ADDITIONAL INFO.
5. 10" LAMINATED APRON MOUNTED UNDER COUNTER FOR CONTROL PANELS & ELECTRICAL OUTLETS. REFER TO MILLWORK SECTIONS.
6. MTL. ST. STL. LEGS. RE: MILLWORK DETAILS ADDITIONAL INFO.
7. UNDERCOUNTER SHELVING. RE: MILLWORK DETAILS FOR ADDITIONAL INFO.

GENERAL NOTES

A. DIMENSIONS ARE TAKEN FROM FINISH FACE U.O.N.

B. MILLWORK TO BE COORDINATED W/ ELECTRICAL & PLUMBING STUB-UP LOCATIONS PRIOR TO FABRICATION

C. COORDINATE ST. STL. LEG SUPPORTS W/ UNDERCOUNTER EQUIPMENT PRIOR TO INSTALLATION.

D. MILLWORK FABRICATION TO BE COORDINATED W/ FOOD SERVICE EQUIPMENT DRAWINGS SEE FS11.1 THRU 11.3 AND FS12.1 THRU FS13.3.1 FOR CUT OUTS, UNDERCOUNTER EQUIPMENT, AND OPENINGS.

TIPTON ASSOCIATES

RECORD DOCUMENTS - JANUARY 2019

These Record Documents have been prepared based on information provided by others. The Consultant has not verified the accuracy and/or completeness of this information and shall not be responsible for any errors or omissions that may be incorporated as a result of erroneous information provided by others.

UK - STUDENT CENTER RENOVATION AND EXPANSION - BP#3

Lexington, Kentucky

ENLARGED MILLWORK PLANS

Job Number: 0990.01 | JAN 2016 | Drawn By: TA | Checked By: DZ | Revision: 3

This Drawing and the Design shown thereon are the property of Omni Architects. The reproduction, copying or other use of this Drawing or Design without the express consent of Omni Architects is prohibited.

TIPTON ASSOCIATES

PERKINS + WILL
1315 Peachtree Street
Atlanta, Georgia 30309
p 404.873.2300
www.perkinswill.com

Omni ARCHITECTS
212 North Upper Street
Lexington, Kentucky 40507-1001
p 859.252.6664
www.omniarchitects.com

BP3 - POST BID DRAWINGS

FS3.6

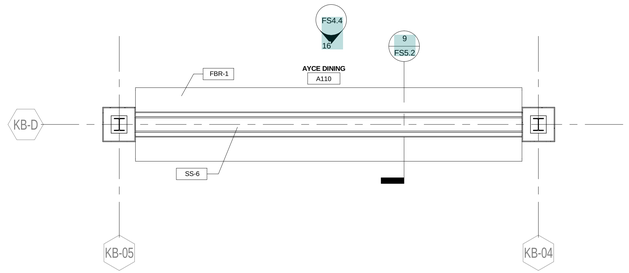

1 ENLARGED BANQUETTE PLAN
1/4" = 1'-0" | RE:1/FS2.10

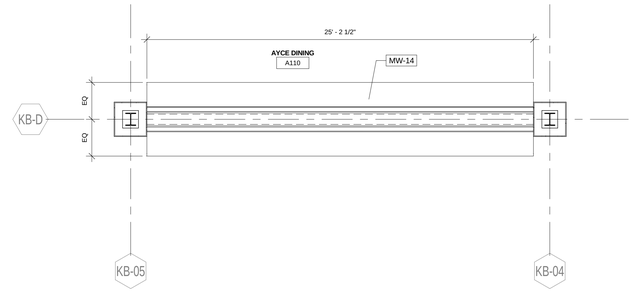

2 ENLARGED BANQUETTE PLAN
1/4" = 1'-0" | RE:1/FS2.10

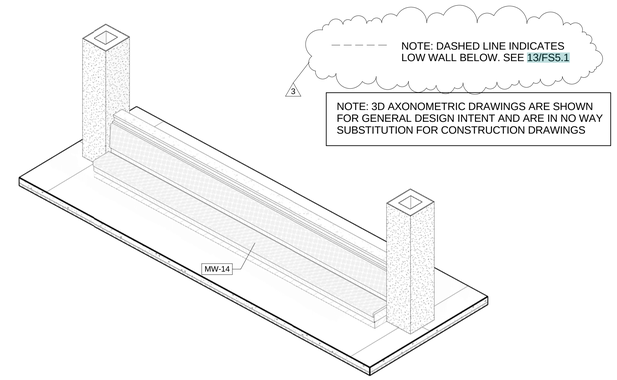

3 3D AXON BANQUETTE

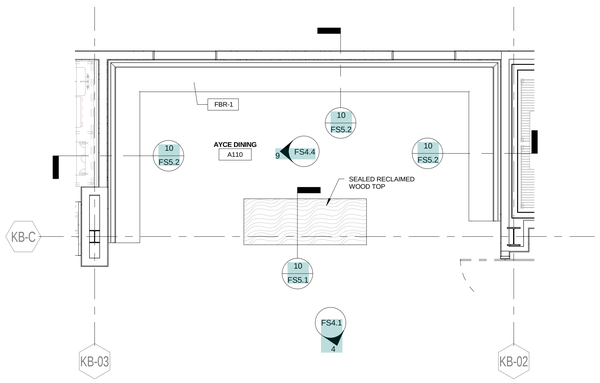

4 ENLARGED BANQUETTE PLAN
1/4" = 1'-0" | RE:1/FS2.10

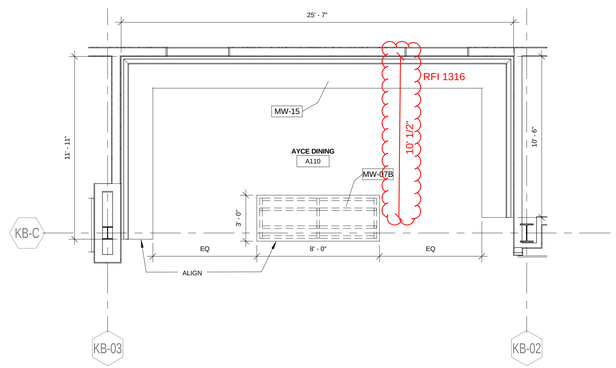

5 ENLARGED BANQUETTE PLAN
1/4" = 1'-0" | RE:1/FS2.10

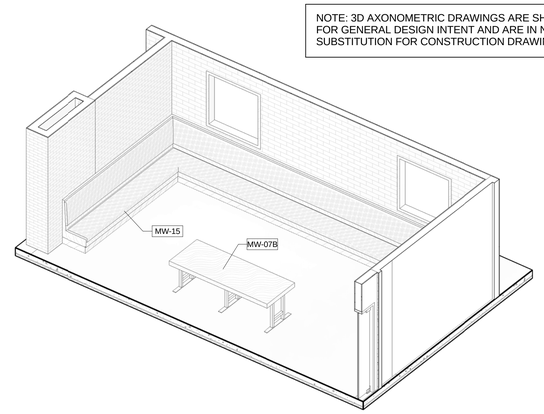

6 3D AXON BANQUETTE

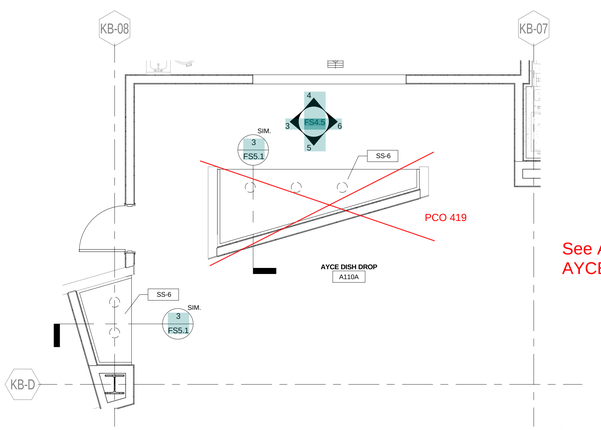

See ASI 264
AYCE Dish Area Framing

8 ENLARGED DISH DROP-OFF PLAN
1/4" = 1'-0" | RE:1/FS2.10

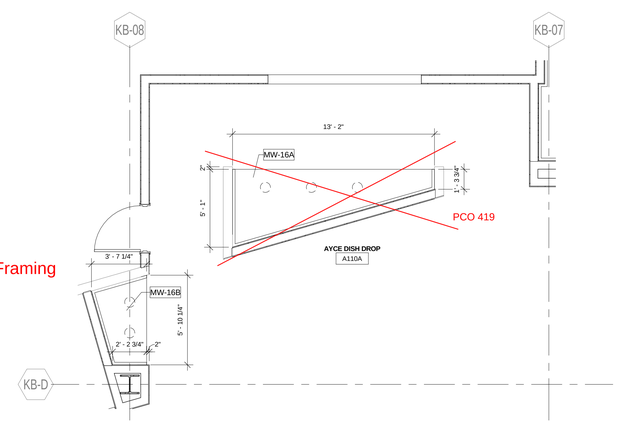

7 ENLARGED DISH DROP-OFF PLAN
1/4" = 1'-0" | RE:1/FS2.10

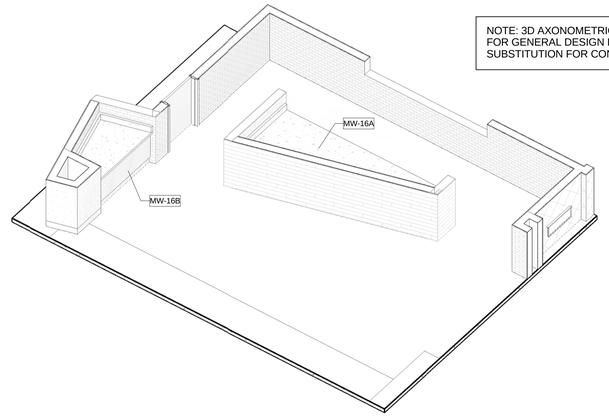

9 3D AXON BREAKFAST

SCHEDULE

MILLWORK SCHEDULE

NO.	QTY.	DESCRIPTION	COMMENTS
MW-01	1	BAKERY/DELI/PRODUCE STATION	
MW-01A	1	BAKERY/DELI/PRODUCE STATION	
MW-01B	1	BAKERY/DELI/PRODUCE STATION	
MW-02	1	SOUTHWEST STATION	
MW-03	2	DRINK STATION	
MW-04A	1	BREAKFAST STATION	
MW-04B	1	BREAKFAST STATION	
MW-05	1	PIZZA STATION	
MW-06	1	SAUTE STATION	
MW-07	1	BAR TOP	
MW-07B	1	TABLE	
MW-08	1	GRILL/TRADITIONS STATION	
MW-09	1	POS STATION	
MW-10	1	WORRY-FREE STATION	
MW-11	1	GRILL/TRADITIONS STATION	
MW-12	1	BANQUETTE	
MW-13	2	BANQUETTE	(1) SIMILAR OPPOSITE HAND
MW-14	1	BANQUETTE	
MW-15	1	BANQUETTE	
MW-16A	1	DISH DROP-OFF	
MW-16B	1	RECYCLE STATION	
MW-17	1	OFFICE MILLWORK	
MW-18A	1	OFFICE MILLWORK	
MW-18B	1	OFFICE MILLWORK	
MW-19	2	OFFICE MILLWORK	
MW-20A	1	OFFICE MILLWORK	
MW-20B	1	OFFICE MILLWORK	

SHEET NOTES

1. PLATE SHELF BELOW COUNTER
2. WALL HUNG CABINETS
3. COUNTERTOP CUT OUTS TO BE COORDINATED W/ DROP-IN EQUIPMENT. CUT OUTS SHOWN FOR CLARITY ONLY
4. CUSTOM FIXED SNEEZE GUARD. REFER TO MILLWORK SECTIONS FOR ADDITIONAL INFO.
5. 10" LAMINATED APRON MOUNTED UNDER COUNTER FOR CONTROL PANELS & ELECTRICAL OUTLETS. REFER TO MILLWORK SECTIONS.
6. MTL. ST. STL. LEGS. RE: MILLWORK DETAILS ADDITIONAL INFO.
7. UNDERCOUNTER SHELVING. RE: MILLWORK DETAILS FOR ADDITIONAL INFO.

GENERAL NOTES

A. DIMENSIONS ARE TAKEN FROM FINISH FACE U.O.N.

B. MILLWORK TO BE COORDINATED W/ ELECTRICAL & PLUMBING STUB-UP LOCATIONS PRIOR TO FABRICATION

C. COORDINATE ST. STL. LEG SUPPORTS W/ UNDERCOUNTER EQUIPMENT PRIOR TO INSTALLATION.

D. MILLWORK FABRICATION TO BE COORDINATED W/ FOOD SERVICE EQUIPMENT DRAWINGS SEE FS11.1 THRU 11.3 AND FS12.1 THRU FS13.3.1 FOR CUT OUTS, UNDERCOUNTER EQUIPMENT, AND OPENINGS.

TIPTON ASSOCIATES

RECORD DOCUMENTS - JANUARY 2019

These Record Documents have been prepared based on information provided by others. The Consultant has not verified the accuracy and/or completeness of this information and shall not be responsible for any errors or omissions that may be incorporated as a result of erroneous information provided by others.

UK - STUDENT CENTER RENOVATION AND EXPANSION - BP#3

Lexington, Kentucky

Revision: 3
Checked By: DZ
Drawn By: TA
Job Number: 0990.01 JAN 2016

This Drawing and the Design shown thereon are the property of Omni Architects. The reproduction, copying or other use of this Drawing or Design without the written consent of Omni Architects is prohibited.

TIPTON ASSOCIATES

1315 Peachtree Street
Atlanta, Georgia 30309
p 404.873.2300
www.perkinswill.com

PERKINS + WILL

212 North Upper Street
Lexington, Kentucky 40507-1001
p 859.252.6664
www.omniarchitects.com

Omni ARCHITECTS

ENLARGED MILLWORK PLANS

BP3 - POST BID DRAWINGS

FS3.7

BLINK FORWARD

Next Sheet
Index Sheet
Previous Sheet

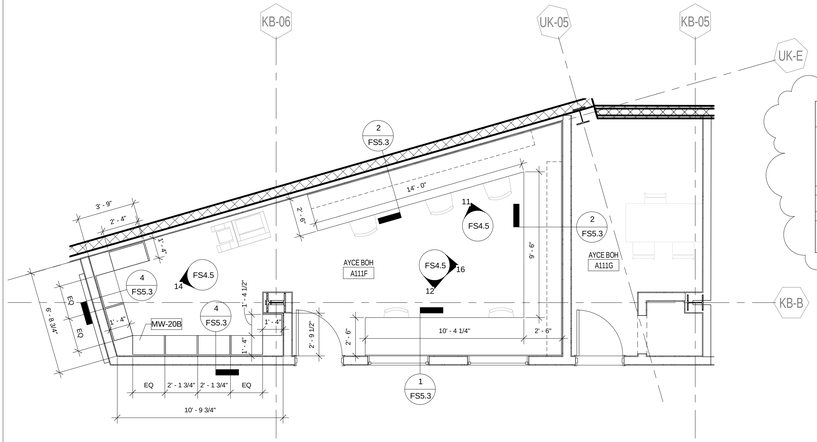

1 LEVEL 01 - ENLARGED AYCE BOH OFFICES PLAN
1/4" = 1'-0" | RE:1/FS1.1

PLAN NORTH TRUE NORTH

PCO #208

SUBWAY DRINKS - EQUIPMENT SCHEDULE

VISIBLE	NO.	QTY.	DESCRIPTION	MANUFACTURER	MODEL	EXIST.	EXIST.	RESPONSIBILITY: PROCURE & ACQUIRE	RESPONSIBILITY: STORE, DELIVER, UNLOAD & RELOCATE	RESPONSIBILITY: BREAK & SET-IN PLACE	RESPONSIBILITY: FINAL INSTALL	ELECTRICAL: LOAD: VOLTAGE	ELECTRICAL: LOAD: POWER	ELECTRICAL: LOAD: PHASE	ELECTRICAL: LOAD: CURRENT	ELECTRICAL: CONNECTOR: PLUG	ELECTRICAL: CONNECTOR: CONDUIT	ELECTRICAL: CONNECTOR: NEMA	PLUMBING: WATER: CW SIZE	PLUMBING: WATER: FILTE RED SIZE	PLUMBING: WATER: HW SIZE	PLUMBING: WASTE: DD SIZE	PLUMBING: WASTE: ID SIZE	PLUMBING: GAS: INLET SIZE	PLUMBING: GAS: BTU/HR	COMMENTS
Yes	SW-01	2	Soda Dispenser - N.I.K.E.C.	Vendor Provided	VENDOR PROVIDED	No		VENDOR	VENDOR	VDR	GC	120 V		1		Cord & Plug		5-15P	1/2"	1/2"	0"	0"	1/2"			RE: MECH/ELEC/PLUMBING DWGS
Yes	SW-02	2	Prodigy Ice Machine, MEDIUM CUBED	Scotsman Ice	C1030MA_32D			KEC	KEC	KEC	GC	208 V	60 Hz	2	16 A		Yes	-		3/8"			3/4"			RE: MECH/ELEC/PLUMBING DWGS
Yes	SW-2.1	1	HIGH FLOW CSR TRIPLE-7FC	PENTAIR	EV9329-73			KEC	KEC	KEC	GC								3/4"	3/4"						RE:PLUMBING DWGS
Yes	SW-03	2	INFUSION TEA & COFFEE BREWER: FUZE ITCB	BUNN	ITCB-DV, 29"			KEC	KEC	KEC	GC	120 V	60 Hz	1	15 A	Cord & Plug	No	NEMA 5-15P	1/4"							RE: ELEC / PLUMBING DWGS; PROVIDE DIVERTER KIT, DRIP TRAY KIT, (2) EXTRA TD0-N TEA DISPENSERS, AND (2) COFFEE AIRPOTS

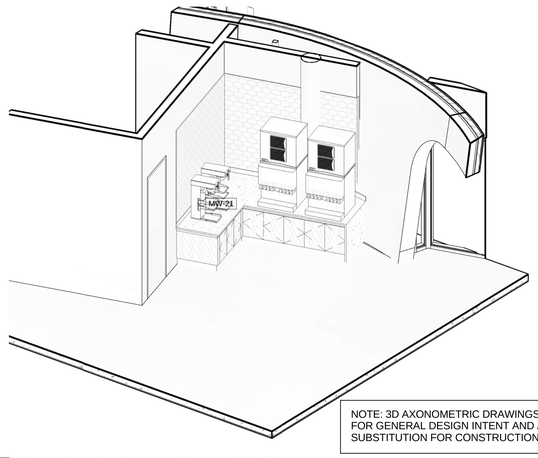

NOTE: 3D AXONOMETRIC DRAWINGS ARE SHOWN FOR GENERAL DESIGN INTENT AND ARE IN NO WAY SUBSTITUTION FOR CONSTRUCTION DRAWINGS

7 3D AXON SUBWAY DRINK STATION

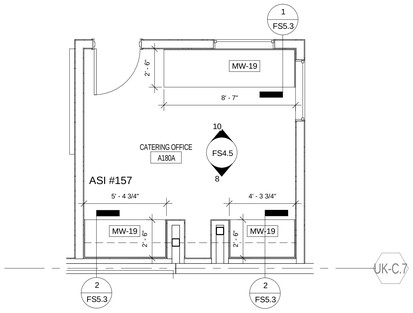

2 ENLARGED PLAN
1/4" = 1'-0" | RE:3/FS2.11

PLAN NORTH TRUE NORTH

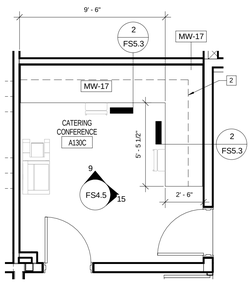

3 ENLARGED PLAN
1/4" = 1'-0" | RE:2/FS2.12

PLAN NORTH TRUE NORTH

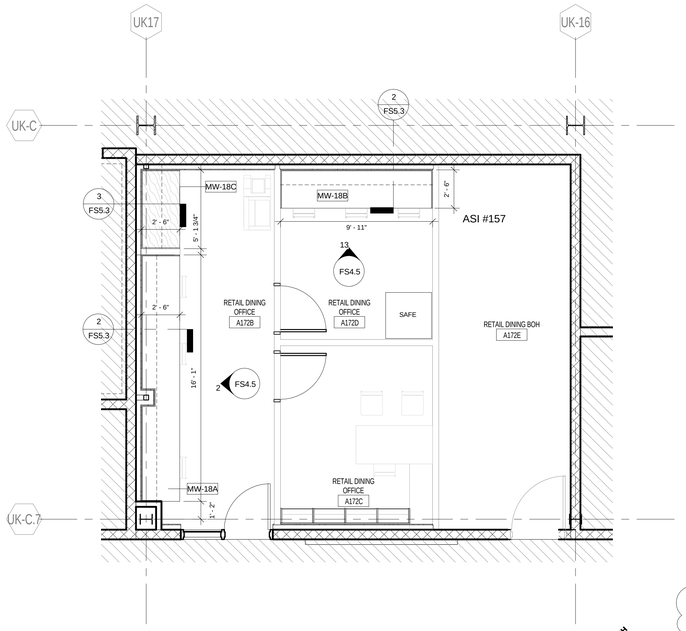

4 ENLARGED PLAN
1/4" = 1'-0" | RE:1/FS1.1

PLAN NORTH TRUE NORTH

PCO #208

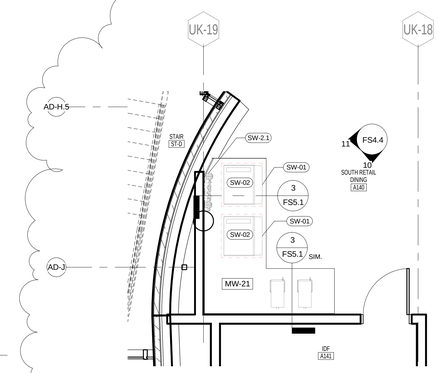

5 ENLARGED SUBWAY DRINKS PLAN
1/4" = 1'-0" | RE:1/FS1.1

PLAN NORTH TRUE NORTH

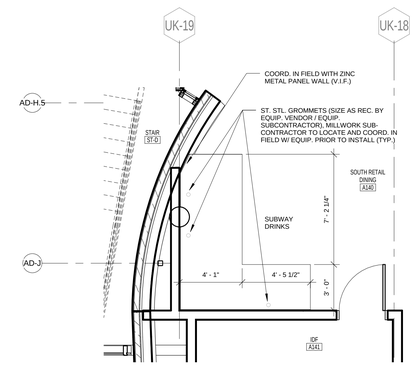

6 ENLARGED SUBWAY DRINKS PLAN
1/4" = 1'-0" | RE:1/FS1.1

PLAN NORTH TRUE NORTH

SCHEDULE

MILLWORK SCHEDULE

NO.	QTY.	DESCRIPTION	COMMENTS
MW-01	1	BAKERY/DELI/PRODUCE STATION	
MW-01A	1	BAKERY/DELI/PRODUCE STATION	
MW-01B	1	BAKERY/DELI/PRODUCE STATION	
MW-02	1	SOUTHWEST STATION	
MW-03	2	DRINK STATION	
MW-04A	1	BREAKFAST STATION	
MW-04B	1	BREAKFAST STATION	
MW-05	1	PIZZA STATION	
MW-06	1	SAUTE STATION	
MW-07	1	BAR TOP	
MW-07B	1	TABLE	
MW-08	1	GRILL/TRADITIONS STATION	
MW-09	1	POS STATION	
MW-10	1	WORRY-FREE STATION	
MW-11	1	GRILL/TRADITIONS STATION	
MW-12	1	BANQUETTE	
MW-13	2	BANQUETTE	(1) SIMILAR OPPOSITE HAND
MW-14	1	BANQUETTE	
MW-15	1	BANQUETTE	
MW-16A	1	DISH DROP-OFF	
MW-16B	1	RECYCLE STATION	
MW-17	1	OFFICE MILLWORK	
MW-18A	1	OFFICE MILLWORK	
MW-18B	1	OFFICE MILLWORK	
MW-18C	1	OFFICE MILLWORK	
MW-19	3	OFFICE MILLWORK ASI #157	
MW-20A	1	OFFICE MILLWORK	
MW-20B	1	OFFICE MILLWORK	
MW-21	1	SUBWAY DRINK STATION	

PCO #208

SHEET NOTES

1. PLATE SHELF BELOW COUNTER
2. WALL HUNG CABINETS
3. COUNTERTOP CUT OUTS TO BE COORDINATED W/ DROP-IN EQUIPMENT. CUT OUTS SHOWN FOR CLARITY ONLY
4. CUSTOM FIXED SNEEZE GUARD. REFER TO MILLWORK SECTIONS FOR ADDITIONAL INFO.
5. 10" LAMINATED APRON MOUNTED UNDER COUNTER FOR CONTROL PANELS & ELECTRICAL OUTLETS. REFER TO MILLWORK SECTIONS.
6. MTL. ST. STL. LEGS. RE: MILLWORK DETAILS ADDITIONAL INFO.
7. UNDERCOUNTER SHELVING. RE: MILLWORK DETAILS FOR ADDITIONAL INFO.

GENERAL NOTES

A. DIMENSIONS ARE TAKEN FROM FINISH FACE U.O.N.

B. MILLWORK TO BE COORDINATED W/ ELECTRICAL & PLUMBING STUB-UP LOCATIONS PRIOR TO FABRICATION

C. COORDINATE ST. STL. LEG SUPPORTS W/ UNDERCOUNTER EQUIPMENT PRIOR TO INSTALLATION.

D. MILLWORK FABRICATION TO BE COORDINATED W/ FOOD SERVICE EQUIPMENT DRAWINGS SEE FS11.1 THRU 11.3 AND FS12.1 THRU FS13.3.1 FOR CUT OUTS, UNDERCOUNTER EQUIPMENT, AND OPENINGS.

See RFI 857
Casework detail

TIPTON ASSOCIATES

RECORD DOCUMENTS - JANUARY 2019

These Record Documents have been prepared based on information provided by others. The Consultant has not verified the accuracy and/or completeness of this information and shall not be responsible for any errors or omissions that may be incorporated as a result of erroneous information provided by others.

Lexington, Kentucky

UK - STUDENT CENTER RENOVATION AND EXPANSION - BP#3

ENLARGED MILLWORK PLANS

Revision: 11
Checked By: DZ
Drawn By: TA
Job Number: 0990.01 JAN 2016

DARRIN BADON REGISTERED 13 COMMONWEALTH OF KENTUCKY ARCHITECT

This Drawing and the Design shown thereon are the property of Omni Architects. The reproduction, copying or other use of this Drawing or Design without the express consent of Omni Architects is prohibited.

TIPTON ASSOCIATES

PERKINS + WILL
1315 Peachtree Street
Atlanta, Georgia 30309
p 404.873.2300
www.perkinswill.com

Omni ARCHITECTS
212 North Upper Street
Lexington, Kentucky 40507-1001
p 859.252.6664
www.omniarchitects.com

BP3 - PCO # 208

FS3.8

Next Sheet
Index Sheet
Previous Sheet

ROOM FINISH SCHEDULE

RM #	NAME	FLOOR	BASE	WALLS NORTH	WALLS SOUTH	WALLS EAST	WALLS WEST	CEILING	COMMENTS
A111	AYCE	SEE FINISH FLOOR PLAN	PF-1	FRP-1	FRP-1	FRP-1	FRP-1	SEE CEILING PLAN	
A111A	AYCE	SEE FINISH FLOOR PLAN	PF-1	FRP-1	FRP-1	FRP-1	FRP-1	SEE CEILING PLAN	
A111B	AYCE	SEE FINISH FLOOR PLAN	PF-1	FRP-1	FRP-1	FRP-1	FRP-1	SEE CEILING PLAN	
A111F	AYCE	SEE FINISH FLOOR PLAN	PF-1	FRP-1	FRP-1	FRP-1	FRP-1	SEE CEILING PLAN	
A111G	AYCE	SEE FINISH FLOOR PLAN	PF-1	FRP-1	FRP-1	FRP-1	FRP-1	SEE CEILING PLAN	
A111G1	AYCE	SEE FINISH FLOOR PLAN	PF-1	FRP-1	FRP-1	FRP-1	FRP-1	SEE CEILING PLAN	
A111H	AYCE WALK-IN COOLER	SEE FINISH FLOOR PLAN	PF-1	FRP-1	FRP-1	FRP-1	FRP-1	SEE CEILING PLAN	
A111J	AYCE WALK-IN FREEZER	SEE FINISH FLOOR PLAN	PF-1	FRP-1	FRP-1	FRP-1	FRP-1	SEE CEILING PLAN	
A111K	AYCE	SEE FINISH FLOOR PLAN	PF-1	FRP-1	FRP-1	FRP-1	FRP-1	SEE CEILING PLAN	
A111L	AYCE DRY STORAGE	SEE FINISH FLOOR PLAN	PF-1	FRP-1	FRP-1	FRP-1	FRP-1	SEE CEILING PLAN	
A111M	AYCE WALK-IN COOLER	SEE FINISH FLOOR PLAN	PF-1	FRP-1	FRP-1	FRP-1	FRP-1	SEE CEILING PLAN	
A111P	TLT	SEE FINISH FLOOR PLAN	PF-1	FRP-1	FRP-1	FRP-1	FRP-1	SEE CEILING PLAN	
A111Q	TLT	SEE FINISH FLOOR PLAN	PF-1	FRP-1	FRP-1	FRP-1	FRP-1	SEE CEILING PLAN	
A130A	CATERING STORAGE	SEE FINISH FLOOR PLAN	PF-1	FRP-1	FRP-1	FRP-1	FRP-1	SEE CEILING PLAN	
A130B	CATERING DIRECTOR	SEE FINISH FLOOR PLAN	RB-6	PT-1	PT-1	PT-1	PT-1	SEE CEILING PLAN	
A130C	CATERING CONFERENCE	SEE FINISH FLOOR PLAN	RB-6	PT-1	PT-1	PT-1	PT-1	SEE CEILING PLAN	
A130D	FOOD SERVICE OFFICE	SEE FINISH FLOOR PLAN	RB-6	PT-1	PT-1	PT-1	PT-1	SEE CEILING PLAN	
A172B	RETAIL DINING OFFICE	SEE FINISH FLOOR PLAN	RB-6	PT-1	PT-1	PT-1	PT-1	SEE CEILING PLAN	
A172C	RETAIL DINING OFFICE	SEE FINISH FLOOR PLAN	RB-6	PT-1	PT-1	PT-1	PT-1	SEE CEILING PLAN	
A172D	RETAIL DINING OFFICE	SEE FINISH FLOOR PLAN	RB-6	PT-1	PT-1	PT-1	PT-1	SEE CEILING PLAN	
A172E	RETAIL DINING BOH	SEE FINISH FLOOR PLAN	RB-6	PT-1	PT-1	PT-1	PT-1	SEE CEILING PLAN	
A180	CATERING	SEE FINISH FLOOR PLAN	PF-1	FRP-1	FRP-1	FRP-1	FRP-1	SEE CEILING PLAN	
A180A	CATERING OFFICE	SEE FINISH FLOOR PLAN	PF-1	FRP-1	FRP-1	FRP-1	FRP-1	SEE CEILING PLAN	
A180B	CATERING STORAGE	SEE FINISH FLOOR PLAN	PF-1	FRP-1	FRP-1	FRP-1	FRP-1	SEE CEILING PLAN	
A180D	TLT	SEE FINISH FLOOR PLAN	PF-1	FRP-1	FRP-1	FRP-1	FRP-1	SEE CEILING PLAN	
A180E	TLT	SEE FINISH FLOOR PLAN	PF-1	FRP-1	FRP-1	FRP-1	FRP-1	SEE CEILING PLAN	
A180F	CATERING WALK IN COLD ROOM	SEE FINISH FLOOR PLAN	PF-1	FRP-1	FRP-1	FRP-1	FRP-1	SEE CEILING PLAN	
A180G	CATERING WALK IN PREP ROOM	SEE FINISH FLOOR PLAN	PF-1	FRP-1	FRP-1	FRP-1	FRP-1	SEE CEILING PLAN	
A180H	CATERING WALK IN COOLER/FREEZER	SEE FINISH FLOOR PLAN	PF-1	FRP-1	FRP-1	FRP-1	FRP-1	SEE CEILING PLAN	
A180J	CATERING WALK IN BAKERY COOLER	SEE FINISH FLOOR PLAN	PF-1	FRP-1	FRP-1	FRP-1	FRP-1	SEE CEILING PLAN	
A180K	BAKERY	SEE FINISH FLOOR PLAN	PF-1	FRP-1	FRP-1	FRP-1	FRP-1	SEE CEILING PLAN	
A180L	CATERING WALK IN COOLER	SEE FINISH FLOOR PLAN	PF-1	FRP-1	FRP-1	FRP-1	FRP-1	SEE CEILING PLAN	
A180M	CATERING WALK IN FREEZER	SEE FINISH FLOOR PLAN	PF-1	FRP-1	FRP-1	FRP-1	FRP-1	SEE CEILING PLAN	
A180N	CATERING WALK IN COOLER	SEE FINISH FLOOR PLAN	PF-1	FRP-1	FRP-1	FRP-1	FRP-1	SEE CEILING PLAN	
A180Q	DRY STORAGE	SEE FINISH FLOOR PLAN	PF-1	FRP-1	FRP-1	FRP-1	FRP-1	SEE CEILING PLAN	
A180R	CATERING STORAGE	SEE FINISH FLOOR PLAN	PF-1	FRP-1	FRP-1	FRP-1	FRP-1	SEE CEILING PLAN	
A180S	LIQUOR STORAGE	SEE FINISH FLOOR PLAN	PF-1	FRP-1	FRP-1	FRP-1	FRP-1	SEE CEILING PLAN	
A180T	WAREWASH	SEE FINISH FLOOR PLAN	PF-1	FRP-1	FRP-1	FRP-1	FRP-1	SEE CEILING PLAN	
A200F	MP BOH	SEE FINISH FLOOR PLAN	PF-1	FRP-1	FRP-1	FRP-1	FRP-1	SEE CEILING PLAN	
A212H	FINISHING KITCHEN	SEE FINISH FLOOR PLAN	PF-1	FRP-1	FRP-1	FRP-1	FRP-1	SEE CEILING PLAN	
A212K	STORAGE	SEE FINISH FLOOR PLAN	PF-1	FRP-1	FRP-1	FRP-1	FRP-1	SEE CEILING PLAN	
--	CATERING STORAGE	SEE FINISH FLOOR PLAN	PF-1	FRP-1	FRP-1	FRP-1	FRP-1	SEE CEILING PLAN	
A351A	CATERING STAGING	SEE FINISH FLOOR PLAN	PF-1	FRP-1	FRP-1	FRP-1	FRP-1	SEE CEILING PLAN	

RFI 362
Subway Equipment

UNIVERSITY OF KENTUCKY
CAPITAL PROJECT MANAGEMENT DIVISION
CHANGE ORDER PROPOSAL / CHANGE ORDER FORM

PROJECT TITLE:	Expand/Renovate Student Center	**PROJECT NUMBER:**	2396.0
CONTRACTOR:	Messer Construction	**ACCOUNT NUMBER:**	4102396000-560320
CONSULTANT:	Omni Architects	**CONTRACT NUMBER:**	7500038441
DATE PREPARED:	10/12/2017	**PCO NUMBER:**	455

Description of Change(s): (Copy of Contractor's Detailed Breakdown for Labor, Hours, Rate, and Material Quantity and Unit Costs must be attached. Attach additional information sheets and/or drawings if necessary.)

Provide credit for all labor, material, and equipment necessary to *delete* the following:

1. Stainless steel sheet wall protection and associated trim (SSP-1) from rooms A111A AYCE Dishwash and A200F MP BOH.
2. Stainless steel wall bumper rail (WG-1) from room A162 Cats Den and A162B Games Lounge.
3. Plastic bumper rail (WP-1) in A181A1 Elevator Machine Room and A351 Finishing Kitchen.

Provide all labor, material, and equipment necessary to *add* the following:

1. Full height Plastic Paneling (FRP1) to walls of rooms A111, A111A, A111B, A111K, A111L, A111P, A111Q, A180, A180B, A180K, A180Q, A180R, A180S, A180T, A200F, A212H, A212K, A212J, A110F, A110K1, A110H1, and A110G.
2. Plastic paneling from wall base to 4' at rooms A130A and A131D.

FRP may be class C in all areas except rooms A111, A111L, A200F, A110F, A110K1, and A110G. These rooms must receive class A materials per code due to being open to egress corridors.

Reason For Change(s): (Describe in Detail)

Full height plastic panel (FRP) needs to be added to foodservice locations cleanliness and wash-ability in the locations mentioned above. This was not scoped to the division 6 casework contractor.

The stainless steel sheet wall protection (SSP-1) that is noted to be removed should have FRP panel instead of the stainless steel panel. SSP-1 should be removed from the project as a credit.

The stainless steel wall bumper rail (WG-1) and plastic bumper rail (WP-1) are not needed in locations noted and a credit shall be obtained for the labor and material.

Total Amount of Change:	
Total Time Change (Calendar Days) :	

As provided for in the General Conditions to the Contract, an extension of time shall not be cause for extra compensation under the contract and except as provided herein, all work shall be executed under the conditions and in accordance with the requirements of the Contract Documents. This change order represents full and final settlement of all claims arising out of this modification including all claims for interference, delays and/or disruptions resulting from, caused by, or incident to such modifications.

THIS DOCUMENT AMENDS ORIGINAL CONTRACT AS INDICATED ABOVE. ALL PROVISIONS OF THE ORIGINAL CONTRACT REMAIN IN EFFECT.

DO NOT WRITE BELOW THIS LINE. TO BE COMPLETED BY CAPITAL PROJECT MANAGEMENT

CHANGE ORDER NO.	
CODE:	

TIPTON ASSOCIATES

RECORD DOCUMENTS - JANUARY 2019

These Record Documents have been prepared based on information provided by others. The Consultant has not verified the accuracy and/or completeness of this information and shall not be responsible for any errors or omissions that may be incorporated as a result of erroneous information provided by others.

Lexington, Kentucky

UK - STUDENT CENTER RENOVATION AND EXPANSION - BP#3

Job Number: 0990.01 JAN 2016 | Drawn By: TA | Checked By: DZ | Revision:

This Drawing and the Design shown thereon are the property of Omni Architects. The reproduction, copying or other use of this Drawing or any part thereof is subject to consent of Omni Architects is prohibited.

TIPTON ASSOCIATES

PERKINS + WILL
1315 Peachtree Street
Atlanta, Georgia 30309
p 404.873.2300
www.perkinswill.com

Omni ARCHITECTS
212 North Upper Street
Lexington, Kentucky 40507-1001
p 859.252.6664
www.omnarchitects.com

ROOM FINISH SCHEDULE

BP3 - POST BID DRAWINGS

FS4.0

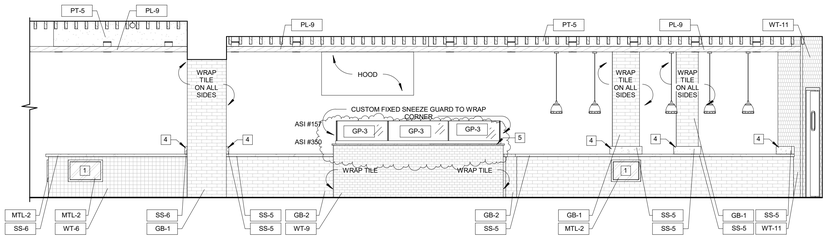

1 INTERIOR ELEVATION
1/4" = 1'-0" | RE:1/FS2.10

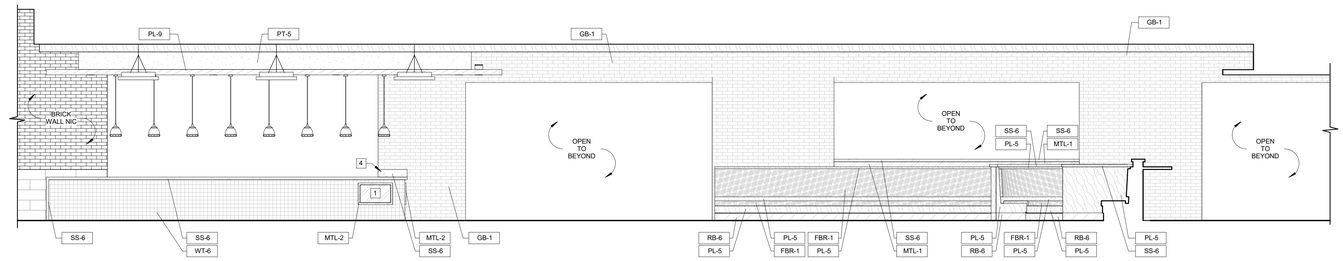

2 INTERIOR ELEVATION
1/4" = 1'-0" | RE:1/FS2.10

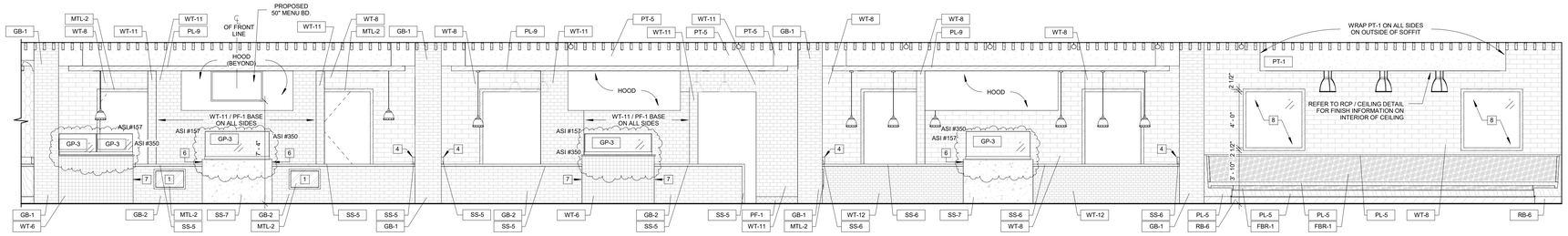

3 INTERIOR ELEVATION
1/4" = 1'-0" | RE:1/FS2.10

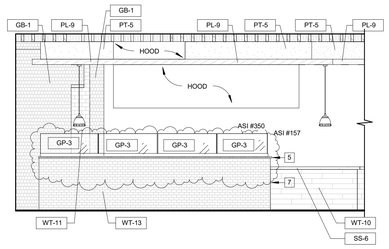

4 INTERIOR ELEVATION
1/4" = 1'-0" | RE:1/FS2.10

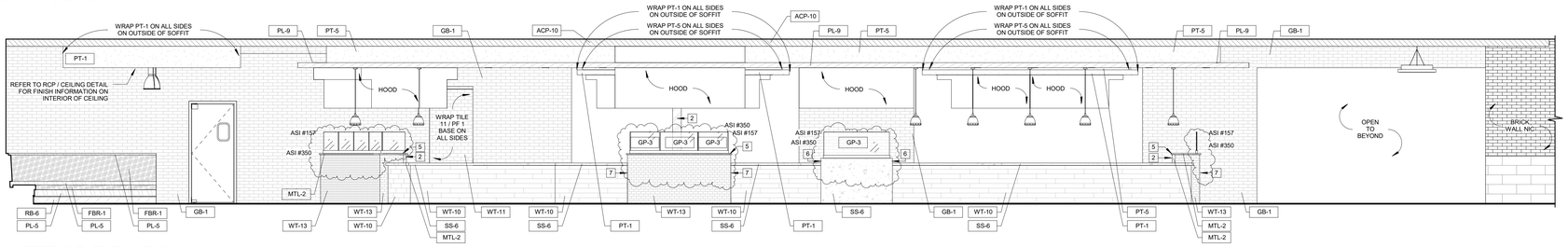

5 INTERIOR ELEVATION
1/4" = 1'-0" | RE:1/FS2.10

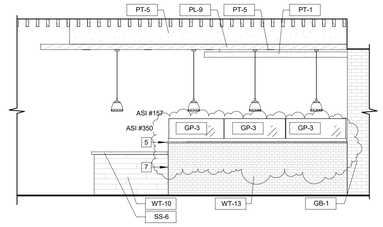

6 INTERIOR ELEVATION
1/4" = 1'-0" | RE:1/FS2.10

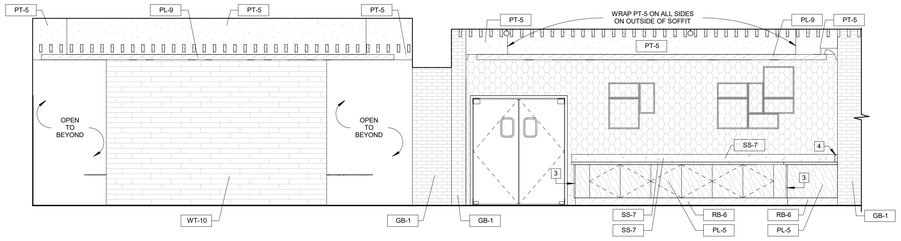

7 INTERIOR ELEVATION
1/4" = 1'-0" | RE:1/FS2.10

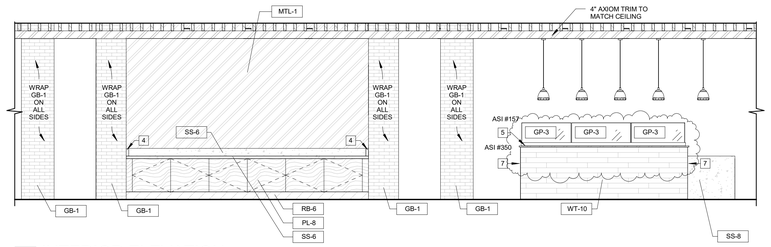

8 INTERIOR ELEVATION
1/4" = 1'-0" | RE:1/FS2.10

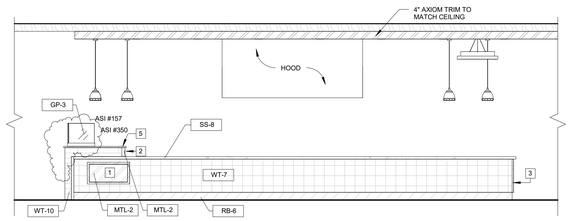

9 INTERIOR ELEVATION
1/4" = 1'-0" | RE:1/FS2.10

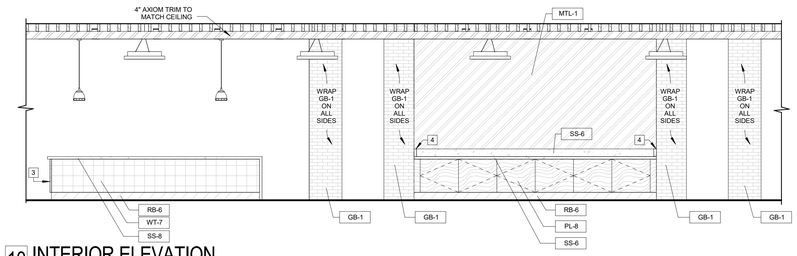

10 INTERIOR ELEVATION
1/4" = 1'-0" | RE:1/FS2.10

SHEET NOTES

1. MTL-2 ON ALL SIDES AND FACES. REFER TO MILLWORK SECTIONS FOR ADDITIONAL DETAILS.
2. 'C' CHANNEL MTL-2 END CAP, TYPICAL FLANGE DIMENSION TO BE 2.5". IN OPENINGS WITH A WALL HEADER, WRAP CHANNEL ONTO TOP OF OPENING
3. 1 1/2" STL. ST. CORNER GUARD ON MILLWORK.
4. 4" BACKSPLASH ON SCHEDULED STONE. ALIGN TOP OF BACKSPLASH WITH GLAZED BRICK COARSING.
5. LOW WALL CAP TO BE MTL-2. REFER TO MILLWORK SECTIONS.
6. INSIDE FACE NOT ELEVATED TO BE MTL-1. REFER TO MILLWORK SECTION & 26/FS4.3
7. WRAP TILE AS SCHEDULED ON FACE OF LOW WALL NOT ELEVATED
8. ALUMINUM STOREFRONT SYSTEM. GLASS TO HAVE A FROSTED FILM APPLIED.
9. REMOVABLE ACCESS PANEL LOCATION. FASTENED TO LOW WALL WITH Z CLIPS. ASSIGNED TRADE CONTRACTOR TO CONFIRM EXACT LOCATIONS WITH ARCHITECT PRIOR TO CONSTRUCTION.

GENERAL NOTES

A. ON ALL GLAZED BRICK CORNERS (MATERIAL GB-1 / GB-2), PROVIDE A GLAZED EDGE PIECE ND USE PATTERN 'OFFSET'

B. ALL HATCHES ARE FOR REFERENCE ONLY. SEE ARCH DWG A-10.0 FOR MATERIAL INFORMATION.

ASI #157

C. REFER TO DETAILS ON 15 / FS5.4, 16 / FS5.4, AND 17 / FS5.4 FOR ALL GLASS PANELS RECESSED WITHIN LOW WALLS. ASSIGNED TRADE CONTRACTOR TO VERIFY DIMENSIONS OF LOW WALLS IN FIELD AND COORDINATE WITH DIMENSIONS OF GLASS PANELS PRIOR TO INTALL.

D. FOR MATERIALS UNDER COUNTERTOPS, WRAP FINISH AND BASE MATERIAL AS SCHEDULED IN ELEVATIONS TO COVER ALL SURFACES

E. ASSIGNED TRADE CONTRACTOR TO COORDINATE PLACEMENT OF CONTROL PANEL APRONS FOR DROP-INS WITH EQUIPMENT IN FIELD.

F. MILLWORK FABRICATION TO BE COORDINATED W/ FOOD SERVICE EQUIPMENT DRAWINGS AND SPECIFICATIONS FOR CUT OUTS, UNDERCOUNTER EQUIPMENT, OPENINGS.

G. ALL 'TYPE A' PENDANTS OVER MILLWORK SERVICE COUNTER TO BE 6' 6" A.F.F.

TIPTON ASSOCIATES

RECORD DOCUMENTS - JANUARY 2019

These Record Documents have been prepared based on information provided by others. The Consultant has not verified the accuracy and/or completeness of this information and shall not be responsible for any errors or omissions that may be incorporated as a result of erroneous information provided by others.

UK - STUDENT CENTER RENOVATION AND EXPANSION - BP#3

Lexington, Kentucky

Job Number: 0990.01 | SEPT 2017 | Drawn By: TA | Checked By:DZ | Revision25

INTERIOR ELEVATIONS

BP3 - ASI # 350

FS4.1

Omni ARCHITECTS
212 North Upper Street
Lexington, Kentucky
40507-1001
p 859.252.6664
www.omniarchitects.com

PERKINS + WILL
1315 Peachtree Street
Atlanta, Georgia 30309
p 404.873.2300
www.perkinswill.com

TIPTON ASSOCIATES

This Drawing and the Design shown thereon are the property of Omni Architects. The reproduction, copying or other use of this Drawing or Design without the written consent of Omni Architects is prohibited.

DARRIN BADOW REGISTERED COMMONWEALTH OF KENTUCKY ARCHITECT

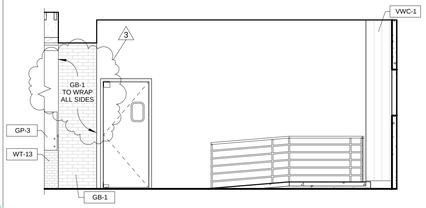

1 INTERIOR ELEVATION
1/4" = 1'-0" | RE:1/FS2.10

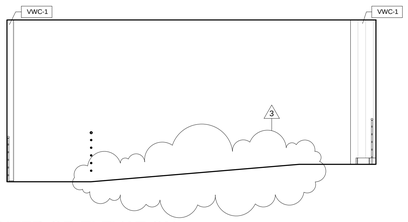

2 INTERIOR ELEVATION
1/4" = 1'-0" | RE:1/FS2.10

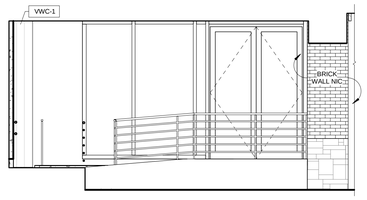

3 INTERIOR ELEVATION
1/4" = 1'-0" | RE:1/FS2.10

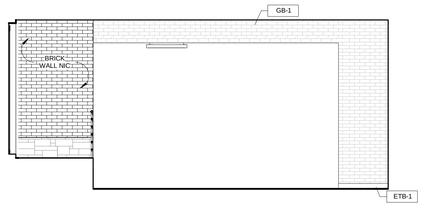

4 INTERIOR ELEVATION
1/4" = 1'-0" | RE:1/FS2.10

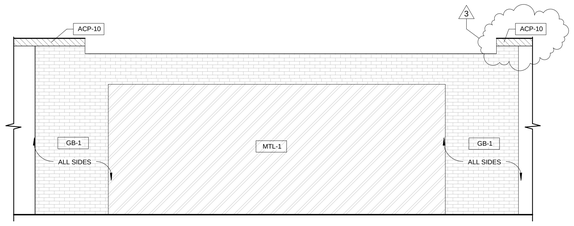

5 INTERIOR ELEVATION
1/4" = 1'-0" | RE:1/FS2.10

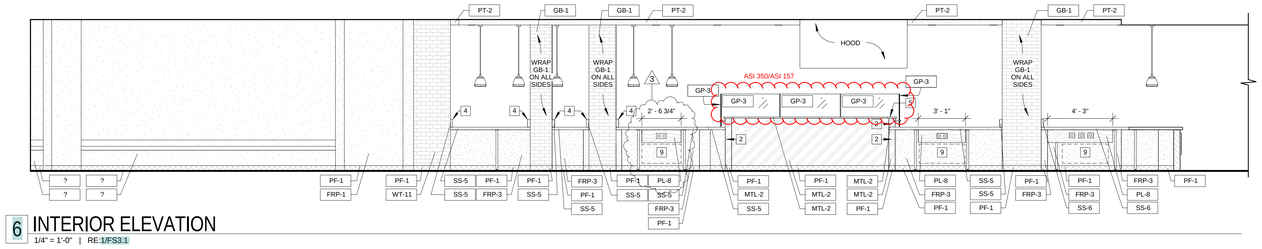

6 INTERIOR ELEVATION
1/4" = 1'-0" | RE:1/FS3.1

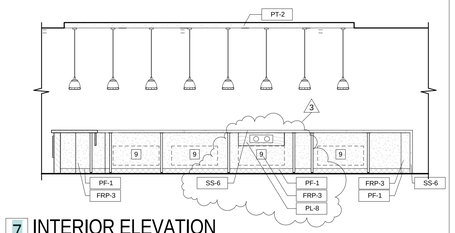

7 INTERIOR ELEVATION
1/4" = 1'-0" | RE:1/FS3.1

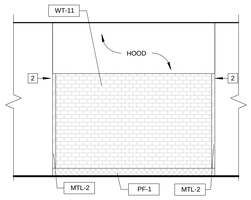

8 INTERIOR ELEVATION
1/4" = 1'-0" | RE:1/FS3.1

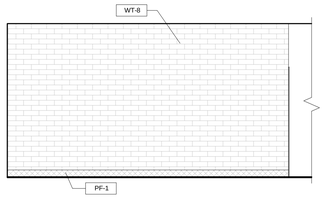

9 INTERIOR ELEVATION
1/4" = 1'-0" | RE:1/FS3.1

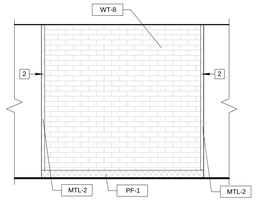

10 INTERIOR ELEVATION
1/4" = 1'-0" | RE:1/FS3.1

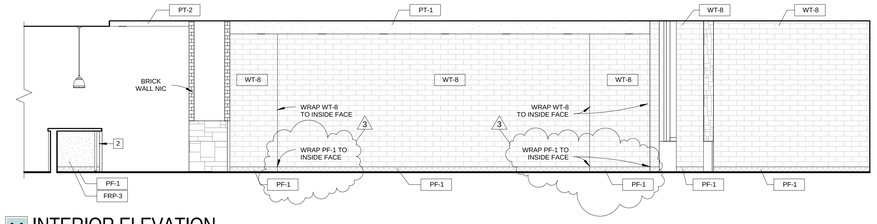

11 INTERIOR ELEVATION
1/4" = 1'-0" | RE:1/FS3.1

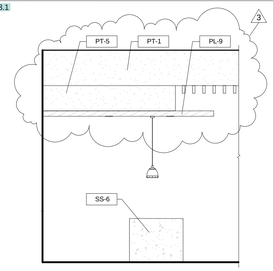

12 INTERIOR ELEVATION
1/4" = 1'-0" | RE:1/FS3.1

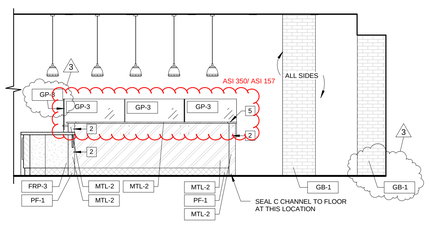

13 INTERIOR ELEVATION
1/4" = 1'-0" | RE:1/FS3.2

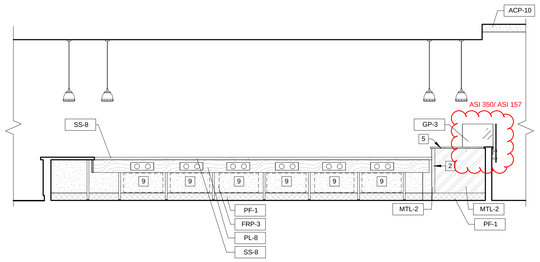

14 INTERIOR ELEVATION
1/4" = 1'-0" | RE:1/FS3.2

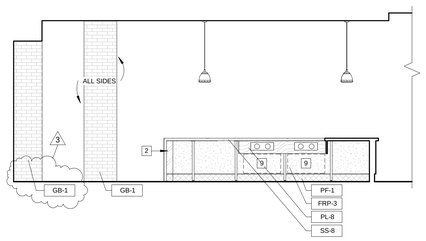

15 INTERIOR ELEVATION
1/4" = 1'-0" | RE:1/FS3.2

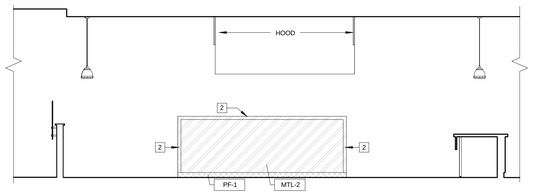

16 INTERIOR ELEVATION
1/4" = 1'-0" | RE:1/FS3.2

SHEET NOTES

1. MTL-2 ON ALL SIDES AND FACES. REFER TO MILLWORK SECTIONS FOR ADDITIONAL DETAILS.
2. 'C' CHANNEL MTL-2 END CAP, TYPICAL FLANGE DIMENSION TO BE 2.5". IN OPENINGS WITH A WALL HEADER, WRAP CHANNEL ONTO TOP OF OPENING
3. 1 1/2" STL. ST. CORNER GUARD ON MILLWORK.
4. 4" BACKSPLASH ON SCHEDULED STONE. ALIGN TOP OF BACKSPLASH WITH GLAZED BRICK COARSING.
5. LOW WALL CAP TO BE MTL-2. REFER TO MILLWORK SECTIONS.
6. INSIDE FACE NOT ELEVATED TO BE MTL-1. REFER TO MILLWORK SECTION & 26/FS4.3
7. WRAP TILE AS SCHEDULED ON FACE OF LOW WALL NOT ELEVATED
8. ALUMINUM STOREFRONT SYSTEM. GLASS TO HAVE A FROSTED FILM APPLIED.
9. REMOVABLE ACCESS PANEL LOCATION. FASTENED TO LOW WALL WITH Z CLIPS. ASSIGNED TRADE CONTRACTOR TO CONFIRM EXACT LOCATIONS WITH ARCHITECT PRIOR TO CONSTRUCTION.

GENERAL NOTES

A. ON ALL GLAZED BRICK CORNERS (MATERIAL GB-1 / GB-2), PROVIDE A GLAZED EDGE PIECE ND USE PATTERN 'OFFSET'

B. ALL HATCHES ARE FOR REFERENCE ONLY. SEE ARCH DWG A-10.0 FOR MATERIAL INFORMATION.

C. ALL GLASS PANELS ON FRONT FACE OF LOW WALLS TO BE ETCHED WITH WITH UK LOGO. REFER TO DETAILS ON 15 / FS5.4, 16 / FS5.4, AND 17 / FS5.4. ASSIGNED TRADE CONTRACTOR TO VERIFY DIMENSIONS OF LOW WALLS IN FIELD AND COORDINATE WITH DIMENSIONS OF GLASS PANELS PRIOR TO INTALL.

D. FOR MATERIALS UNDER COUNTERTOPS, WRAP FINISH AND BASE MATERIAL AS SCHEDULED IN ELEVATIONS TO COVER ALL SURFACES

E. ASSIGNED TRADE CONTRACTOR TO COORDINATE PLACEMENT OF CONTROL PANEL PRONS FOR DROP INS WITH EQUIPMENT IN FIELD.

F. MILLWORK FABRICATION TO BE COORDINATED W/ FOOD SERVICE EQUIPMENT DRAWINGS AND SPECIFICATIONS FOR CUT OUTS, UNDERCOUNTER EQUIPMENT, OPENINGS.

G. ALL 'TYPE A' PENDANTS OVER MILLWORK SERVICE COUNTER TO BE 6' 6" A.F.F.

TIPTON ASSOCIATES

RECORD DOCUMENTS - JANUARY 2019

These Record Documents have been prepared based on information provided by others. The Consultant has not verified the accuracy and/or completeness of this information and shall not be responsible for any errors or omissions that may be incorporated as a result of erroneous information provided by others.

UK - STUDENT CENTER RENOVATION AND EXPANSION - BP#3

Lexington, Kentucky

INTERIOR ELEVATIONS

Job Number: 0990.01 | JAN 2016 | Drawn By: TA | Checked By: DZ | Revision: 3

This Drawing and the Design shown thereon are the property of Omni Architects. The reproduction, copying or other use of this Drawing or Design without the written consent of Omni Architects is prohibited.

TIPTON ASSOCIATES

PERKINS + WILL
1315 Peachtree Street
Atlanta, Georgia 30309
p 404.873.2300
www.perkinswill.com

Omni ARCHITECTS
212 North Upper Street
Lexington, Kentucky 40507-1001
p 859.252.6664
www.omniarchitects.com

BP3 - POST BID DRAWINGS

FS4.2

BLINK FORWARD

Next Sheet
Index Sheet
Previous Sheet

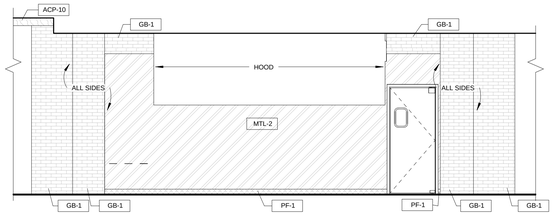

1 INTERIOR ELEVATION
1/4" = 1'-0" | RE: 1/FS3.2

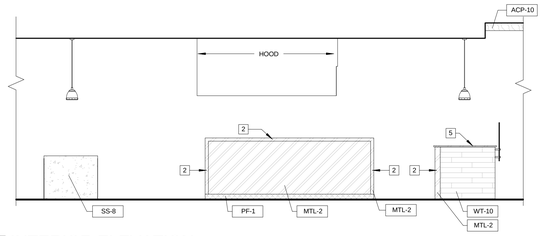

2 INTERIOR ELEVATION
1/4" = 1'-0" | RE: 1/FS3.2

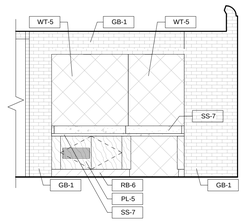

3 INTERIOR ELEVATION
1/4" = 1'-0" | RE: 1/FS3.3

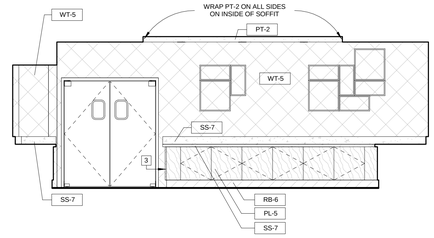

4 INTERIOR ELEVATION
1/4" = 1'-0" | RE: 1/FS3.3

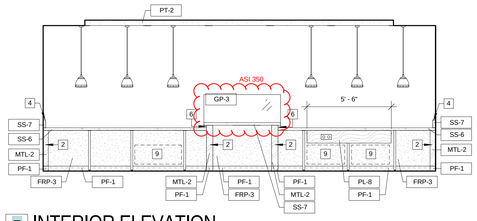

5 INTERIOR ELEVATION
1/4" = 1'-0" | RE: 5/FS3.3

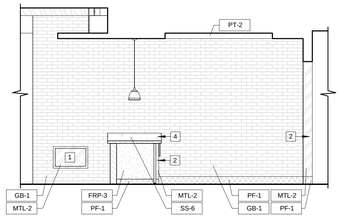

6 INTERIOR ELEVATION
1/4" = 1'-0" | RE: 5/FS3.3

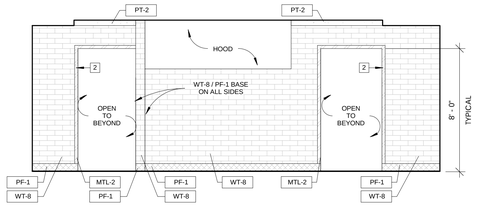

7 INTERIOR ELEVATION
1/4" = 1'-0" | RE: 5/FS3.3

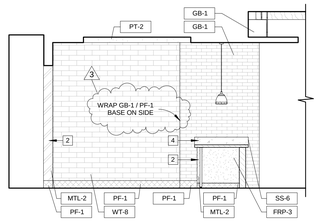

8 INTERIOR ELEVATION
1/4" = 1'-0" | RE: 5/FS3.3

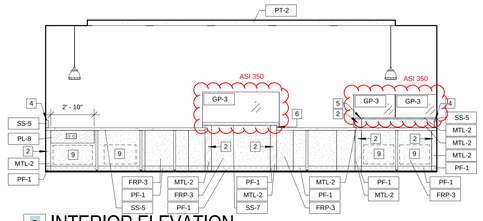

9 INTERIOR ELEVATION
1/4" = 1'-0" | RE: 1/FS3.3

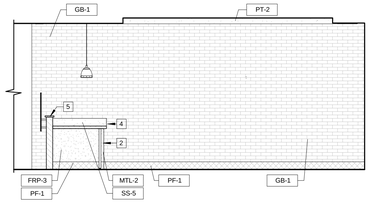

10 INTERIOR ELEVATION
1/4" = 1'-0" | RE: 1/FS3.3

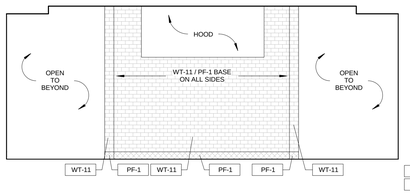

11 INTERIOR ELEVATION
1/4" = 1'-0" | RE: 1/FS3.3

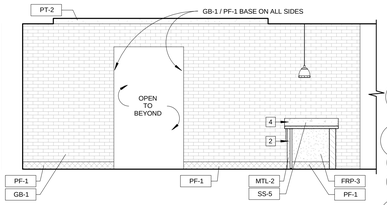

12 INTERIOR ELEVATION
1/4" = 1'-0" | RE: 1/FS3.4

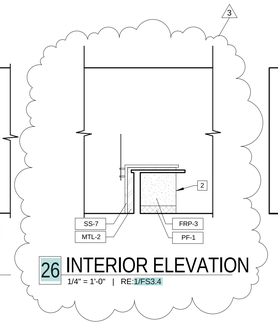

26 INTERIOR ELEVATION
1/4" = 1'-0" | RE: 1/FS3.4

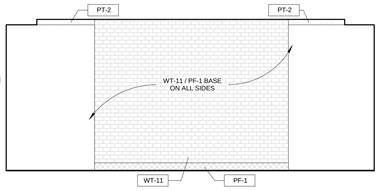

13 INTERIOR ELEVATION
1/4" = 1'-0" | RE: 1/FS3.4

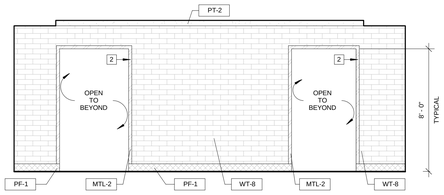

14 INTERIOR ELEVATION
1/4" = 1'-0" | RE: 1/FS3.3

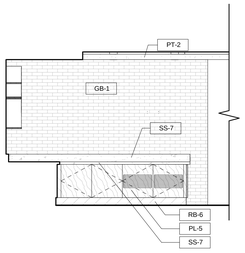

15 INTERIOR ELEVATION
1/4" = 1'-0" | RE: 1/FS3.3

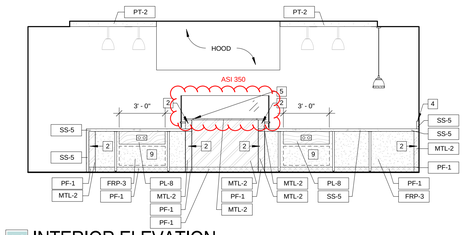

16 INTERIOR ELEVATION
1/4" = 1'-0" | RE: 5/FS3.3

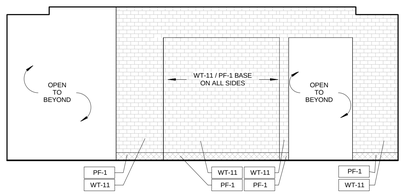

17 INTERIOR ELEVATION
1/4" = 1'-0" | RE: 5/FS3.3

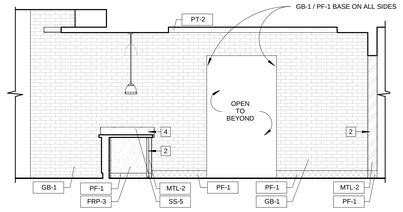

18 INTERIOR ELEVATION
1/4" = 1'-0" | RE: 1/FS3.4

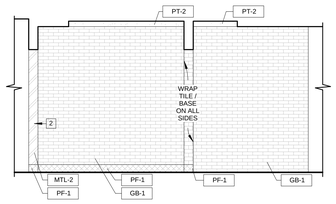

19 INTERIOR ELEVATION
1/4" = 1'-0" | RE: 5/FS3.3

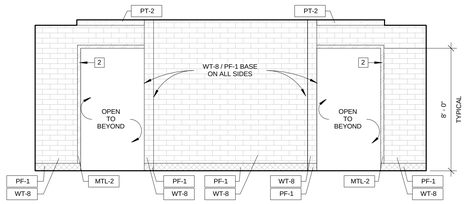

20 INTERIOR ELEVATION
1/4" = 1'-0" | RE: 5/FS3.3

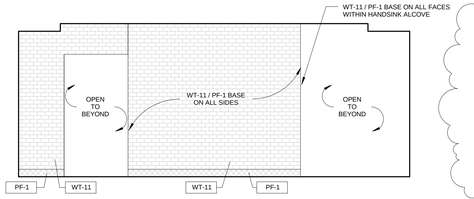

21 INTERIOR ELEVATION
1/4" = 1'-0" | RE: 5/FS3.3

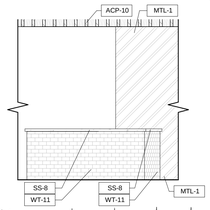

22 INTERIOR ELEVATION
1/4" = 1'-0" | RE:4/AD-FS-4.2

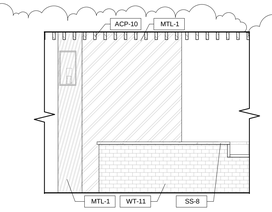

23 INTERIOR ELEVATION
1/4" = 1'-0" | RE:4/AD-FS-4.2

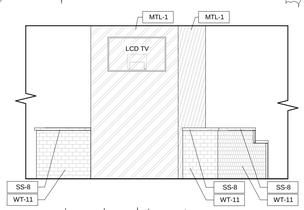

24 INTERIOR ELEVATION
1/4" = 1'-0" | RE:4/AD-FS-4.2

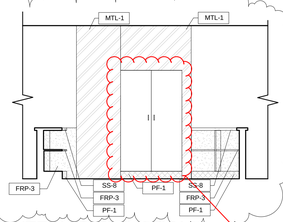

25 INTERIOR ELEVATION
1/4" = 1'-0" | RE:4/AD-FS-4.2

RFI 1188: Provide PL-5 Laminart; 983-WG Golden Oak Weathered-Grain Finish (Vertical direction)

SHEET NOTES

1. MTL-2 ON ALL SIDES AND FACES. REFER TO MILLWORK SECTIONS FOR ADDITIONAL DETAILS.
2. 'C' CHANNEL MTL-2 END CAP, TYPICAL FLANGE DIMENSION TO BE 2.5". IN OPENINGS WITH A WALL HEADER, WRAP CHANNEL ONTO TOP OF OPENING
3. 1 1/2" STL. ST. CORNER GUARD ON MILLWORK.
4. 4" BACKSPLASH ON SCHEDULED STONE. ALIGN TOP OF BACKSPLASH WITH GLAZED BRICK COARSING.
5. LOW WALL CAP TO BE MTL-2. REFER TO MILLWORK SECTIONS.
6. INSIDE FACE NOT ELEVATED TO BE MTL-1. REFER TO MILLWORK SECTION & 26/FS4.3
7. WRAP TILE AS SCHEDULED ON FACE OF LOW WALL NOT ELEVATED
8. ALUMINUM STOREFRONT SYSTEM. GLASS TO HAVE A FROSTED FILM APPLIED.
9. REMOVABLE ACCESS PANEL LOCATION. FASTENED TO LOW WALL WITH Z CLIPS. ASSIGNED TRADE CONTRACTOR TO CONFIRM EXACT LOCATIONS WITH ARCHITECT PRIOR TO CONSTRUCTION.

GENERAL NOTES

A. ON ALL GLAZED BRICK CORNERS (MATERIAL GB-1 / GB-2), PROVIDE A GLAZED EDGE PIECE ND USE PATTERN 'OFFSET'

B. ALL HATCHES ARE FOR REFERENCE ONLY. SEE ARCH DWG A-10.0 FOR MATERIAL INFORMATION.

C. ALL GLASS PANELS ON FRONT FACE OF LOW WALLS TO BE ETCHED WITH WITH UK LOGO. REFER TO DETAILS ON 15 / FS5.4, 16 / FS5.4, AND 17 / FS5.4, ASSIGNED TRADE CONTRACTOR TO VERIFY DIMENSIONS OF LOW WALLS IN FIELD AND COORDINATE WITH DIMENSIONS OF GLASS PANELS PRIOR TO INTALL.

D. FOR MATERIALS UNDER COUNTERTOPS, WRAP FINISH AND BASE MATERIAL AS SCHEDULED IN ELEVATIONS TO COVER ALL SURFACES

E. ASSIGNED TRADE CONTRACTOR TO COORDINATE PLACEMENT OF CONTROL PANEL PRONS FOR DROP INS WITH EQUIPMENT IN FIELD.

F. MILLWORK FABRICATION TO BE COORDINATED W/ FOOD SERVICE EQUIPMENT DRAWINGS AND SPECIFICATIONS FOR CUT OUTS, UNDERCOUNTER EQUIPMENT, OPENINGS.

G. ALL 'TYPE A' PENDANTS OVER MILLWORK SERVICE COUNTER TO BE 6' 6" A.F.F.

TIPTON ASSOCIATES

RECORD DOCUMENTS - JANUARY 2019

These Record Documents have been prepared based on information provided by others. The Consultant has not verified the accuracy and/or completeness of this information and shall not be responsible for any errors or omissions that may be incorporated as a result of erroneous information provided by others.

UK - STUDENT CENTER RENOVATION AND EXPANSION - BP#3

Lexington, Kentucky

Job Number: 0990.01 | JAN 2016 | Drawn By: TA | Checked By: DZ | Revision: 3

This Drawing and the Design shown thereon are the property of Omni Architects. The reproduction, copying or other use of this Drawing or any component thereof without the consent of Omni Architects is prohibited.

TIPTON ASSOCIATES

1315 Peachtree Street
Atlanta, Georgia 30309
p 404.873.2300
www.perkinswill.com

PERKINS + WILL

212 North Upper Street
Lexington, Kentucky 40507-1001
p 859.252.6664
www.omniarchitects.com

Omni ARCHITECTS

INTERIOR ELEVATIONS

BP3 - POST BID DRAWINGS

FS4.3

BLINK FORWARD

Next Sheet
Index Sheet
Previous Sheet

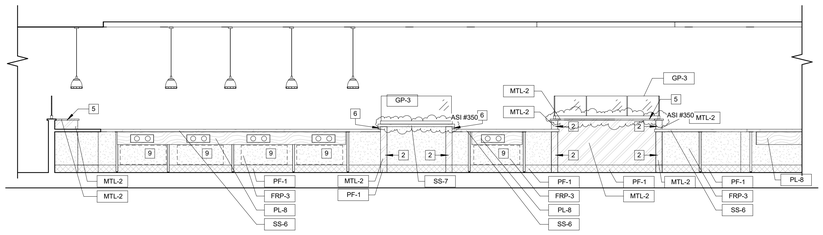

1 INTERIOR ELEVATION
1/4" = 1'-0" | RE:1/FS3.5

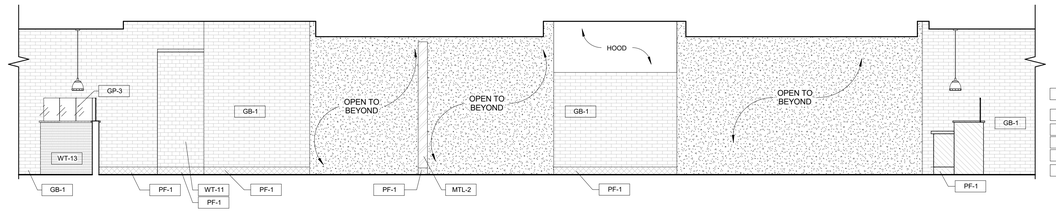

2 INTERIOR ELEVATION
1/4" = 1'-0" | RE:1/FS3.5

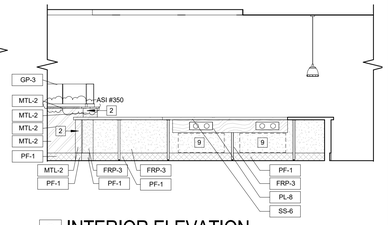

3 INTERIOR ELEVATION
1/4" = 1'-0" | RE:1/FS3.5

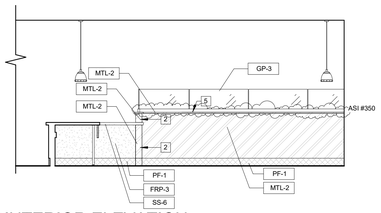

4 INTERIOR ELEVATION
1/4" = 1'-0" | RE:1/FS3.5

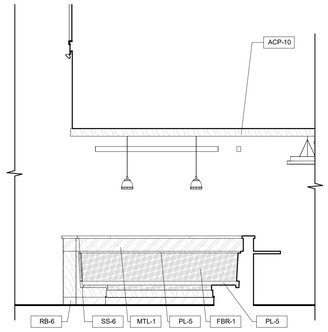

5 INTERIOR ELEVATION
1/4" = 1'-0" | RE:1/FS3.6

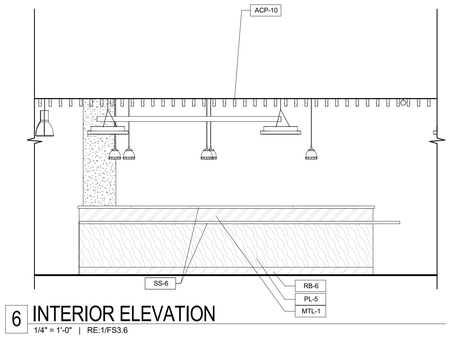

6 INTERIOR ELEVATION
1/4" = 1'-0" | RE:1/FS3.6

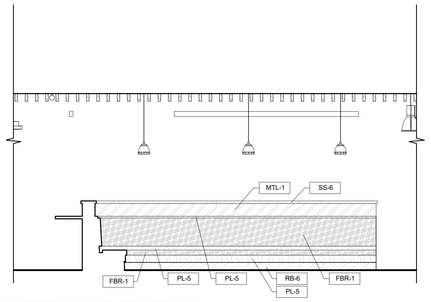

7 INTERIOR ELEVATION
1/4" = 1'-0" | RE:1/FS3.6

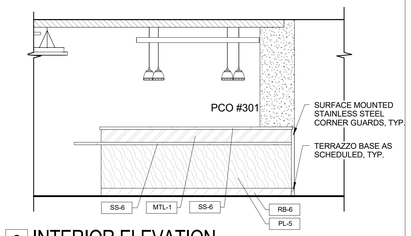

8 INTERIOR ELEVATION
1/4" = 1'-0" | RE:1/FS3.6

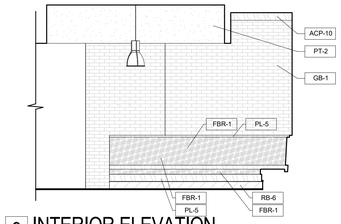

9 INTERIOR ELEVATION
1/4" = 1'-0" | RE:4/FS3.7

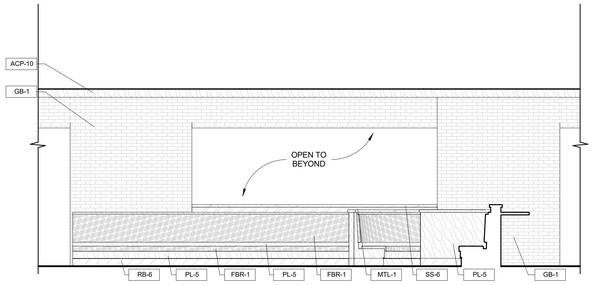

12 INTERIOR ELEVATION
1/4" = 1'-0" | RE:5/FS3.6

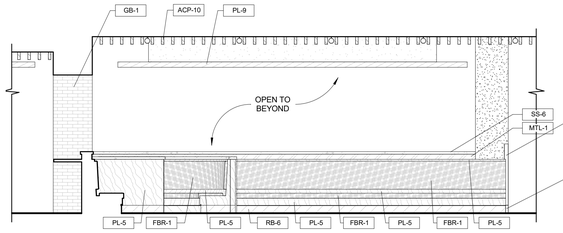

13 INTERIOR ELEVATION
1/4" = 1'-0" | RE:5/FS3.6

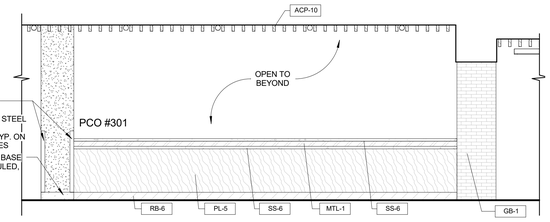

14 INTERIOR ELEVATION
1/4" = 1'-0" | RE:1/FS3.4

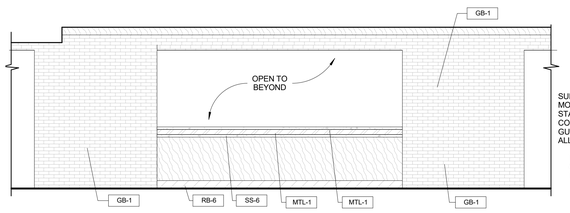

15 INTERIOR ELEVATION
1/4" = 1'-0" | RE:1/FS3.1

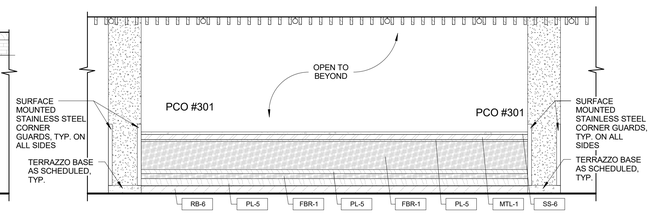

16 INTERIOR ELEVATION
1/4" = 1'-0" | RE:1/FS3.7

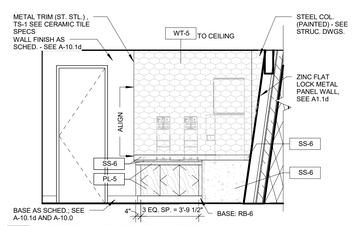

10 INTERIOR ELEVATION
1/4" = 1'-0" | RE:5/FS3.8

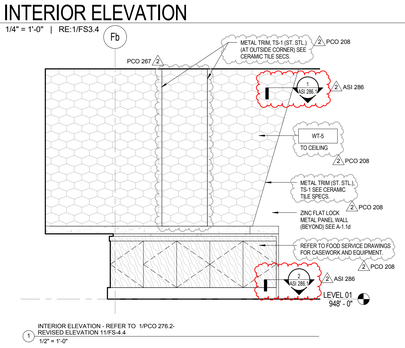

11 INTERIOR ELEVATION
1/4" = 1'-0" | RE:5/FS3.8

SHEET NOTES

1. MTL-2 ON ALL SIDES AND FACES. REFER TO MILLWORK SECTIONS FOR ADDITIONAL DETAILS.
2. 'C' CHANNEL MTL-2 END CAP, TYPICAL FLANGE DIMENSION TO BE 2.5". IN OPENINGS WITH A WALL HEADER, WRAP CHANNEL ONTO TOP OF OPENING
3. 1 1/2" STL. ST. CORNER GUARD ON MILLWORK.
4. 4" BACKSPLASH ON SCHEDULED STONE. ALIGN TOP OF BACKSPLASH WITH GLAZED BRICK COARSING.
5. LOW WALL CAP TO BE MTL-2. REFER TO MILLWORK SECTIONS.
6. INSIDE FACE NOT ELEVATED TO BE MTL-1. REFER TO MILLWORK SECTION & 26/FS4.3
7. WRAP TILE AS SCHEDULED ON FACE OF LOW WALL NOT ELEVATED
8. ALUMINUM STOREFRONT SYSTEM. GLASS TO HAVE A FROSTED FILM APPLIED.
9. REMOVABLE ACCESS PANEL LOCATION. FASTENED TO LOW WALL WITH Z CLIPS. ASSIGNED TRADE CONTRACTOR TO CONFIRM EXACT LOCATIONS WITH ARCHITECT PRIOR TO CONSTRUCTION.

GENERAL NOTES

A. ON ALL GLAZED BRICK CORNERS (MATERIAL GB-1 / GB-2), PROVIDE A GLAZED EDGE PIECE ND USE PATTERN 'OFFSET'

B. ALL HATCHES ARE FOR REFERENCE ONLY. SEE ARCH DWG A-10.0 FOR MATERIAL INFORMATION.

ASI #157

C. REFER TO DETAILS ON 15 / FS5.4, 16 / FS5.4, AND 17 / FS5.4 FOR ALL GLASS PANELS RECESSED WITHIN LOW WALLS. ASSIGNED TRADE CONTRACTOR TO VERIFY DIMENSIONS OF LOW WALLS IN FIELD AND COORDINATE WITH DIMENSIONS OF GLASS PANELS PRIOR TO INTALL.

D. FOR MATERIALS UNDER COUNTERTOPS, WRAP FINISH AND BASE MATERIAL AS SCHEDULED IN ELEVATIONS TO COVER ALL SURFACES

E. ASSIGNED TRADE CONTRACTOR TO COORDINATE PLACEMENT OF CONTROL PANEL APRONS FOR DROP-INS WITH EQUIPMENT IN FIELD.

F. MILLWORK FABRICATION TO BE COORDINATED W/ FOOD SERVICE EQUIPMENT DRAWINGS AND SPECIFICATIONS FOR CUT OUTS, UNDERCOUNTER EQUIPMENT, OPENINGS.

G. ALL 'TYPE A' PENDANTS OVER MILLWORK SERVICE COUNTER TO BE 6' 6" A.F.F.

TIPTON ASSOCIATES

RECORD DOCUMENTS - JANUARY 2019

These Record Documents have been prepared based on information provided by others. The Consultant has not verified the accuracy and/or completeness of this information and shall not be responsible for any errors or omissions that may be incorporated as a result of erroneous information provided by others.

UK - STUDENT CENTER RENOVATION AND EXPANSION - BP#3

Lexington, Kentucky

INTERIOR ELEVATIONS

Job Number: 0990.01 | SEPT 2017 | Drawn By: TA | Checked By:DZ | Revision25

DARRIN BADON REGISTERED COMMONWEALTH OF KENTUCKY ARCHITECT

This Drawing and the Design shown thereon are the property of Omni Architects. The reproduction, copying or other use of this Drawing or Design without the written consent of Omni Architects is prohibited.

TIPTON ASSOCIATES

PERKINS + WILL
1315 Peachtree Street
Atlanta, Georgia 30309
p 404.873.2300
www.perkinswill.com

Omni ARCHITECTS
212 North Upper Street
Lexington, Kentucky
40507-1001
p 859.252.6664
www.omniarchitects.com

BP3 - ASI # 350

FS4.4

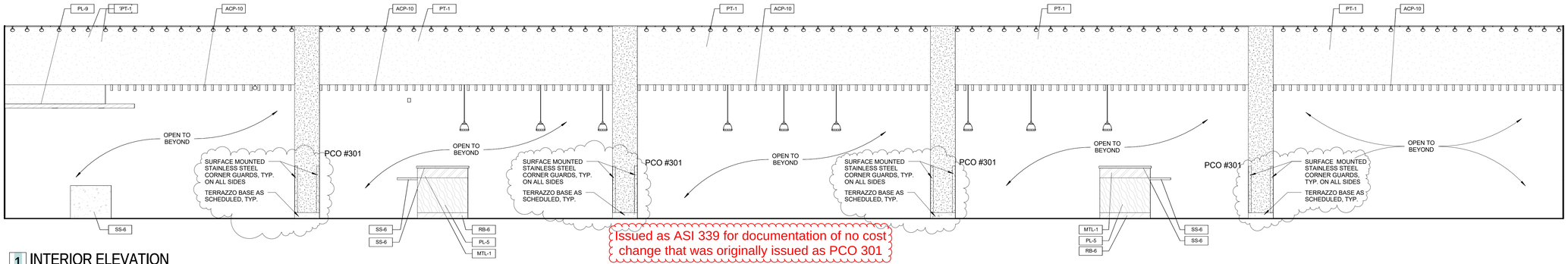

1 INTERIOR ELEVATION
1/4" = 1'-0" | RE:1/FS2.10

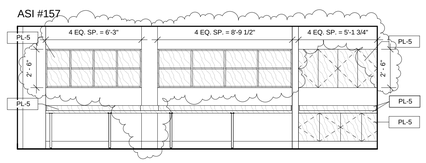

2 RETAIL DINING OFFICE
1/4" = 1'-0" | RE:4/AD-FS-4.6

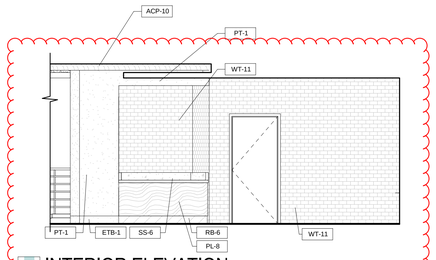

3 INTERIOR ELEVATION
1/4" = 1'-0" | RE:8/FS3.7
PCO 419

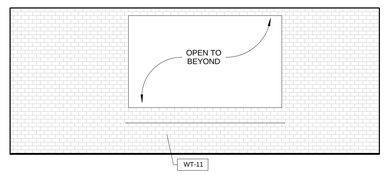

4 INTERIOR ELEVATION
1/4" = 1'-0" | RE:1/FS3.3

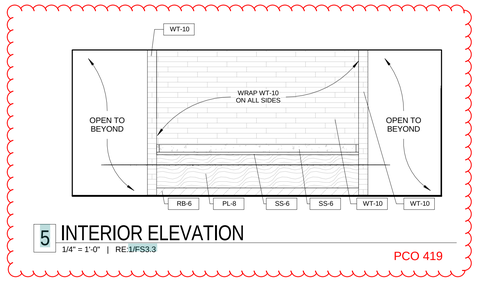

5 INTERIOR ELEVATION
1/4" = 1'-0" | RE:1/FS3.3
PCO 419

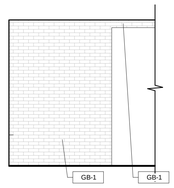

6 INTERIOR ELEVATION
1/4" = 1'-0" | RE:8/FS3.7

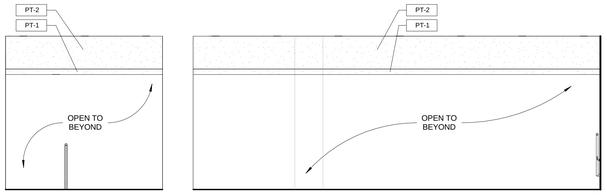

7 INTERIOR ELEVATION
1/4" = 1'-0" | RE:1/FS2.10

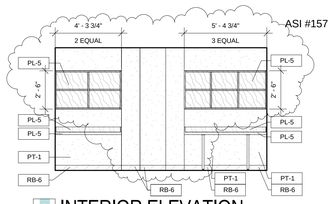

8 INTERIOR ELEVATION
1/4" = 1'-0" | RE:2/AD-FS-4.6

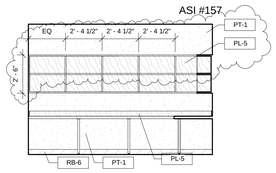

9 INTERIOR ELEVATION
1/4" = 1'-0" | RE:3/AD-FS-4.6

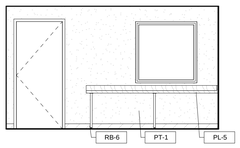

10 INTERIOR ELEVATION
1/4" = 1'-0" | RE:2/AD-FS-4.6

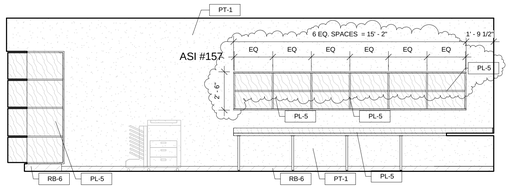

11 INTERIOR ELEVATION
1/4" = 1'-0" | RE:1/AD-FS-4.5

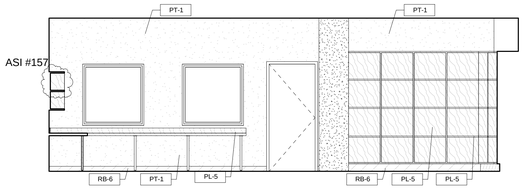

12 INTERIOR ELEVATION
1/4" = 1'-0" | RE:1/AD-FS-4.5

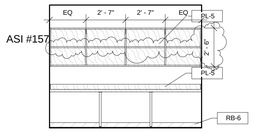

13 INTERIOR ELEVATION
1/4" = 1'-0" | RE:4/AD-FS-4.6

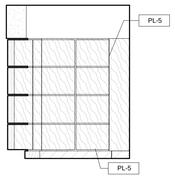

14 INTERIOR ELEVATION
1/4" = 1'-0" | RE:1/AD-FS-4.5

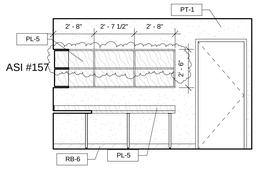

15 INTERIOR ELEVATION
1/4" = 1'-0" | RE:3/AD-FS-4.6

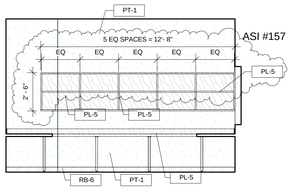

16 INTERIOR ELEVATION
1/4" = 1'-0" | RE:1/AD-FS-4.5

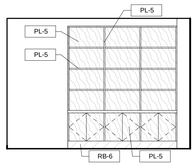

17 INTERIOR ELEVATION
1/4" = 1'-0" | RE:2/AD-FS-4.3

SHEET NOTES

1. MTL-2 ON ALL SIDES AND FACES. REFER TO MILLWORK SECTIONS FOR ADDITIONAL DETAILS.
2. 'C' CHANNEL MTL-2 END CAP, TYPICAL FLANGE DIMENSION TO BE 2.5". IN OPENINGS WITH A WALL HEADER, WRAP CHANNEL ONTO TOP OF OPENING
3. 1 1/2" STL. ST. CORNER GUARD ON MILLWORK.
4. 4" BACKSPLASH ON SCHEDULED STONE. ALIGN TOP OF BACKSPLASH WITH GLAZED BRICK COARSING.
5. LOW WALL CAP TO BE MTL-2. REFER TO MILLWORK SECTIONS.
6. INSIDE FACE NOT ELEVATED TO BE MTL-1. REFER TO MILLWORK SECTION & 26/FS4.3
7. WRAP TILE AS SCHEDULED ON FACE OF LOW WALL NOT ELEVATED
8. ALUMINUM STOREFRONT SYSTEM. GLASS TO HAVE A FROSTED FILM APPLIED.
9. REMOVABLE ACCESS PANEL LOCATION. FASTENED TO LOW WALL WITH Z CLIPS. ASSIGNED TRADE CONTRACTOR TO CONFIRM EXACT LOCATIONS WITH ARCHITECT PRIOR TO CONSTRUCTION.

GENERAL NOTES

A. ON ALL GLAZED BRICK CORNERS (MATERIAL GB-1 / GB-2), PROVIDE A GLAZED EDGE PIECE ND USE PATTERN 'OFFSET'

B. ALL HATCHES ARE FOR REFERENCE ONLY. SEE ARCH DWG A-10.0 FOR MATERIAL INFORMATION.

C. REFER TO DETAILS ON 15 / FS5.4, 16 / FS5.4, AND 17 / FS5.4 FOR ALL GLASS PANELS RECESSED WITHIN LOW WALLS. ASSIGNED TRADE CONTRACTOR TO VERIFY DIMENSIONS OF LOW WALLS IN FIELD AND COORDINATE WITH DIMENSIONS OF GLASS PANELS PRIOR TO INTALL. ASI #157

D. FOR MATERIALS UNDER COUNTERTOPS, WRAP FINISH AND BASE MATERIAL AS SCHEDULED IN ELEVATIONS TO COVER ALL SURFACES

E. ASSIGNED TRADE CONTRACTOR TO COORDINATE PLACEMENT OF CONTROL PANEL APRONS FOR DROP-INS WITH EQUIPMENT IN FIELD.

F. MILLWORK FABRICATION TO BE COORDINATED W/ FOOD SERVICE EQUIPMENT DRAWINGS AND SPECIFICATIONS FOR CUT OUTS, UNDERCOUNTER EQUIPMENT, OPENINGS.

G. ALL 'TYPE A' PENDANTS OVER MILLWORK SERVICE COUNTER TO BE 6' 6" A.F.F.

TIPTON ASSOCIATES

RECORD DOCUMENTS - JANUARY 2019

These Record Documents have been prepared based on information provided by others. The Consultant has not verified the accuracy and/or completeness of this information and shall not be responsible for any errors or omissions that may be incorporated as a result of erroneous information provided by others.

UK - STUDENT CENTER RENOVATION AND EXPANSION - BP#3

Lexington, Kentucky

INTERIOR ELEVATIONS

BP3 - ASI # 157

FS4.5

Job Number: 0990.01 | SEPT 2016 | Drawn By: TA | Checked By: DZ | Revision: 8

This Drawing and the Design shown thereon are the property of Omni Architects. The reproduction, copying or other use of this Drawing or Design without the written consent of Omni Architects is prohibited.

Omni ARCHITECTS
212 North Upper Street
Lexington, Kentucky 40507-1001
p 859.252.6664
www.omniarchitects.com

PERKINS + WILL
1315 Peachtree Street
Atlanta, Georgia 30309
p 404.873.2300
www.perkinswill.com

TIPTON ASSOCIATES

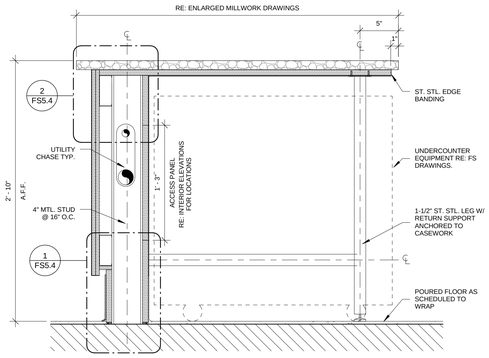

1 MILLWORK SECTION
1 1/2" = 1'-0"

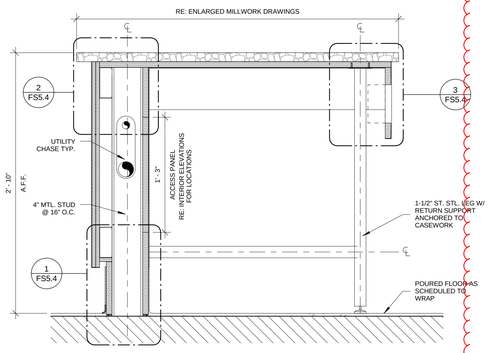

2 MILLWORK SECTION
1 1/2" = 1'-0"

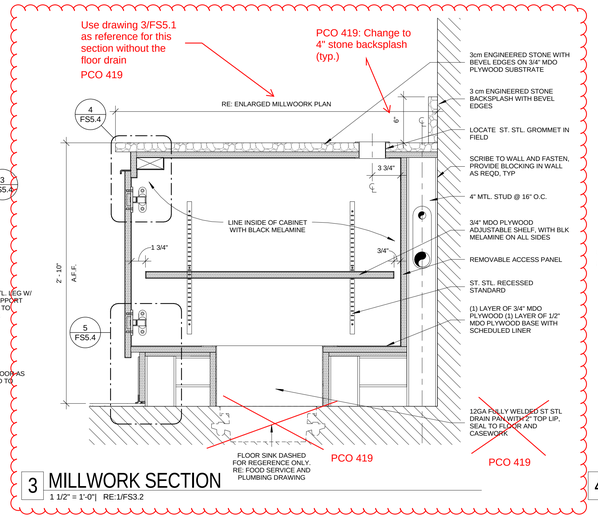

3 MILLWORK SECTION
1 1/2" = 1'-0"| RE:1/FS3.2

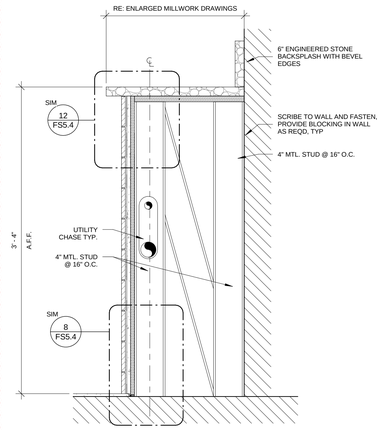

4 MILLWORK SECTION
1 1/2" = 1'-0"| RE:4/AD-FS-4.2

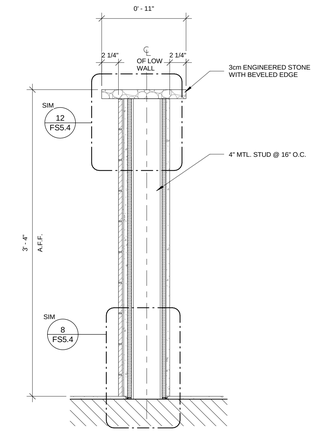

5 MILLWORK SECTION
1 1/2" = 1'-0"| RE:4/AD-FS-4.2

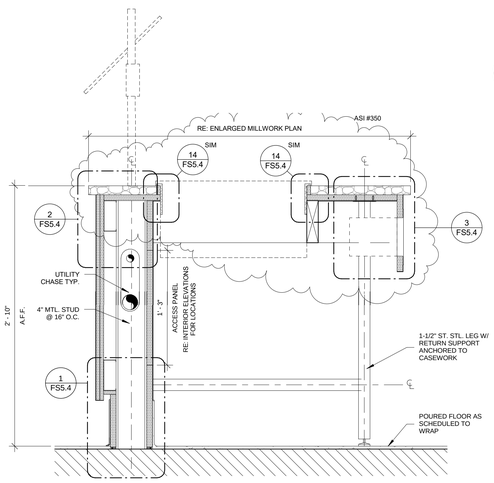

6 MILLWORK SECTION
1 1/2" = 1'-0"| RE:1/FS3.2

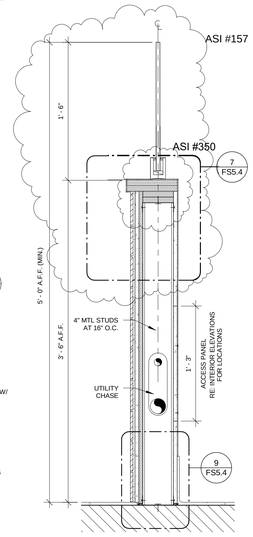

7 MILLWORK SECTION
1 1/2" = 1'-0"| RE:1/FS3.1

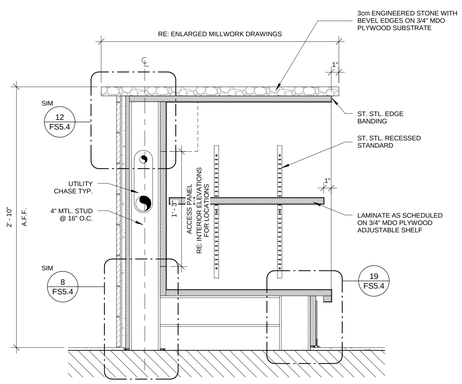

8 MILLWORK SECTION
1 1/2" = 1'-0"| RE:4/AD-FS-4.2

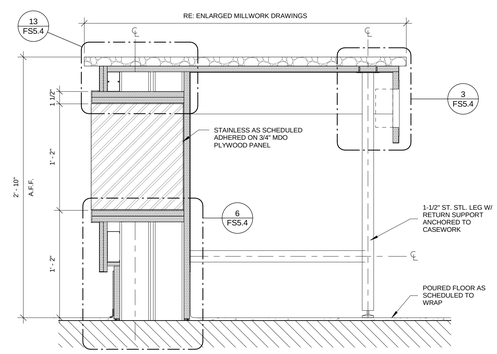

9 MILLWORK SECTION
1 1/2" = 1'-0"| RE:1/FS3.2

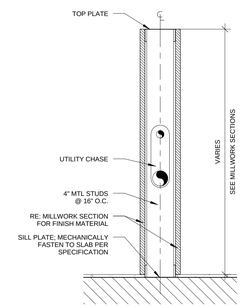

13 MILLWORK SECTION
1 1/2" = 1'-0"

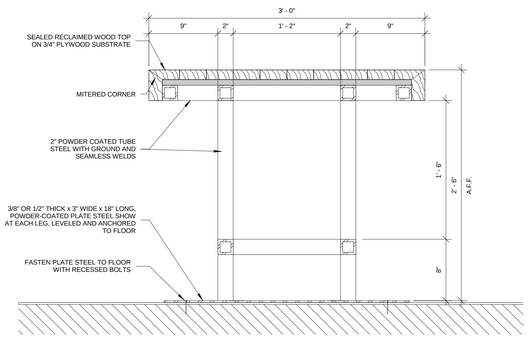

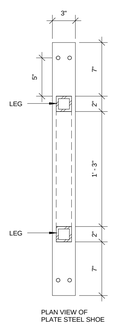

10 MILLWORK SECTION
1 1/2" = 1'-0"| RE:4/FS3.7

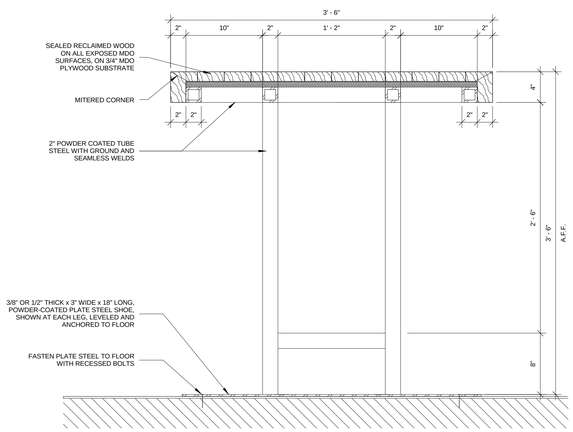

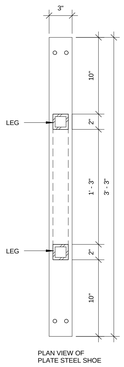

11 MILLWORK SECTION
1 1/2" = 1'-0"| RE:1/FS3.2

RECORD DOCUMENTS - JANUARY 2019

These Record Documents have been prepared based on information provided by others. The Consultant has not verified the accuracy and/or completeness of this information and shall not be responsible for any errors or omissions that may be incorporated as a result of erroneous information provided by others.

TIPTON ASSOCIATES

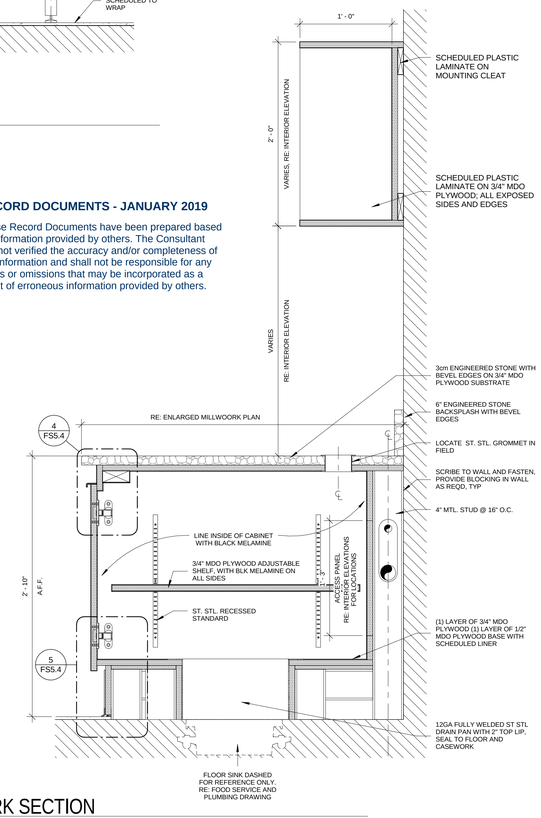

12 MILLWORK SECTION
1 1/2" = 1'-0"| RE:1/FS3.3

UK - STUDENT CENTER RENOVATION AND EXPANSION - BP#3

Lexington, Kentucky

MILLWORK SECTIONS & DETAILS

Job Number: 0990.01 | SEPT 2016 | Drawn By: TA | Checked By: DZ | Revision: 8

This Drawing and the Design shown thereon are the property of Omni Architects. The reproduction, copying or other use of this Drawing or Design without the express consent of Omni Architects is prohibited.

Omni ARCHITECTS
212 North Upper Street
Lexington, Kentucky 40507-1001
p 859.252.6664
www.omniarchitects.com

PERKINS + WILL
1315 Peachtree Street
Atlanta, Georgia 30309
p 404.873.2300
www.perkinswill.com

TIPTON ASSOCIATES

BP3 - ASI # 157

FS5.1

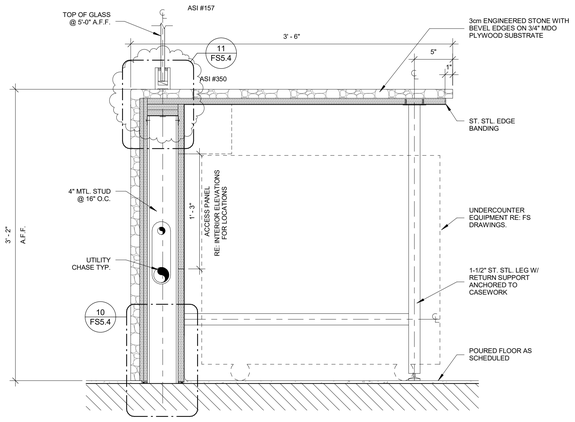

1 MILLWORK SECTION
1 1/2" = 1'-0"| RE:5/FS3.3

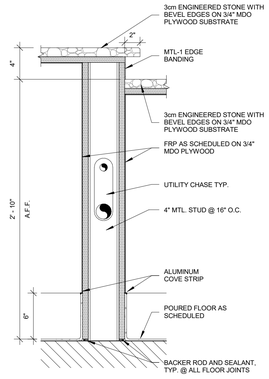

2 MILLWORK SECTION
1 1/2" = 1'-0"| RE:5/FS3.3

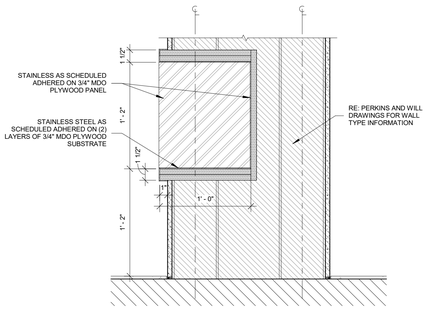

3 MILLWORK SECTION
1 1/2" = 1'-0"| RE:5/FS3.3

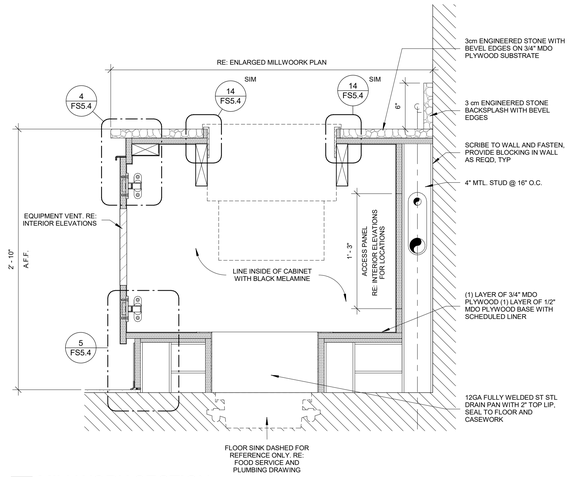

4 MILLWORK SECTION
1 1/2" = 1'-0"| RE:1/FS3.3

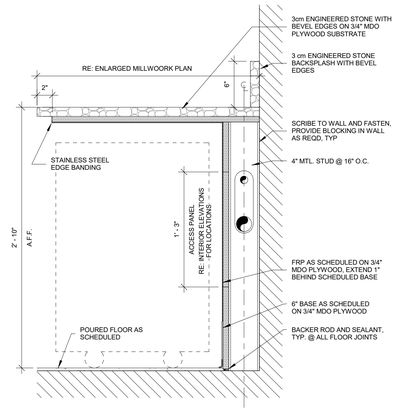

5 MILLWORK SECTION
1 1/2" = 1'-0"| RE:1/FS3.3

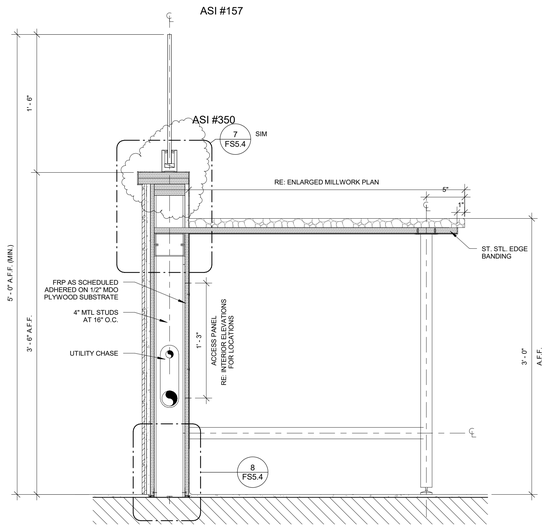

6 CASEWORK SECTION
1 1/2" = 1'-0"| RE:1/FS3.4

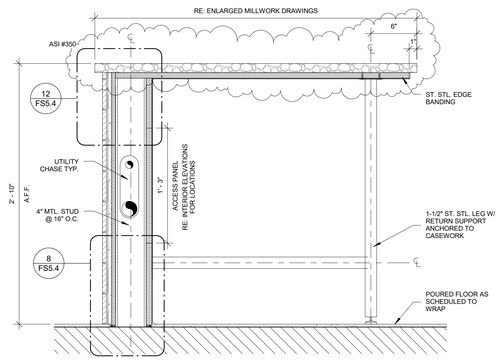

7 MILLWORK SECTION
1 1/2" = 1'-0"| RE:1/FS3.1

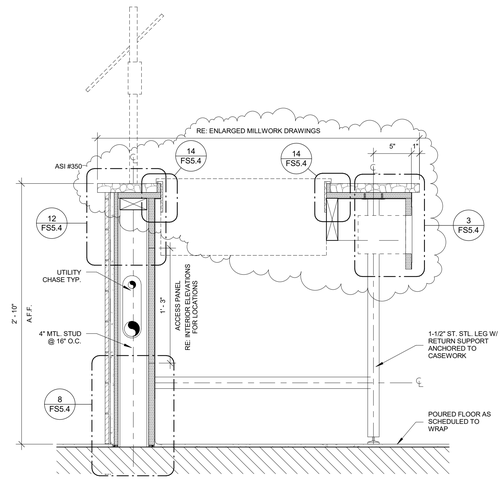

8 MILLWORK SECTION
1 1/2" = 1'-0"| RE:1/FS3.1

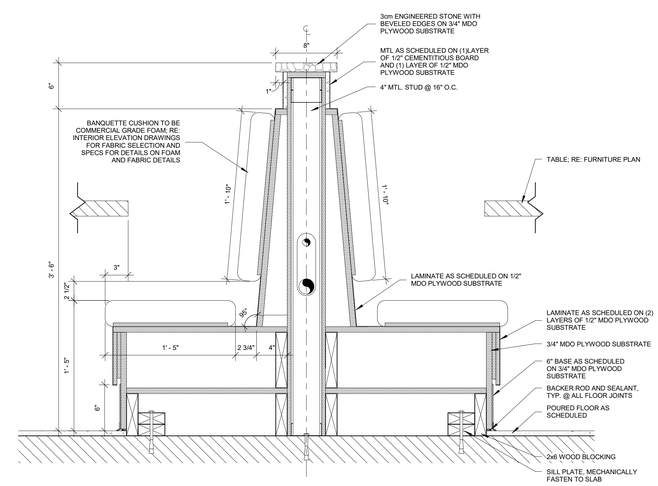

9 BANQUETTE DOUBLE
1 1/2" = 1'-0"| RE:1/FS3.7

RECORD DOCUMENTS - JANUARY 2019

These Record Documents have been prepared based on information provided by others. The Consultant has not verified the accuracy and/or completeness of this information and shall not be responsible for any errors or omissions that may be incorporated as a result of erroneous information provided by others.

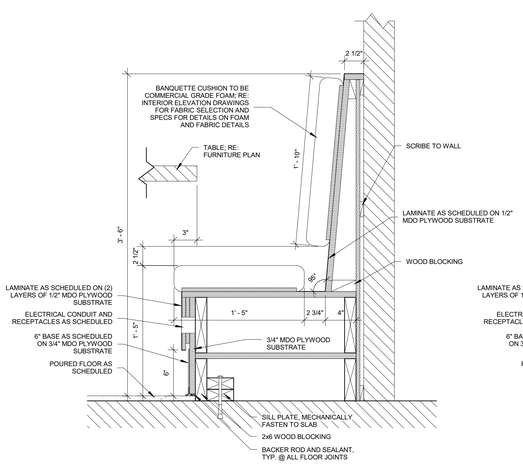

10 BANQUETTE ALONG WALL
1 1/2" = 1'-0"| RE:4/FS3.7

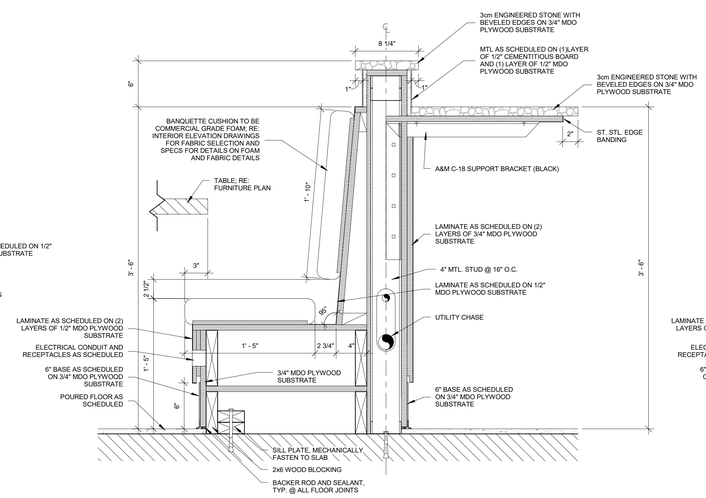

11 BANQUETTE W/ BAR TOP
1 1/2" = 1'-0"| RE:1/FS3.6

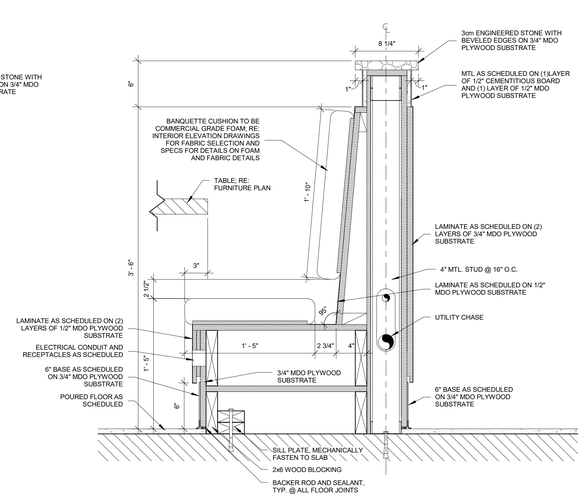

12 BANQUETTE NO BAR TOP
1 1/2" = 1'-0"| RE:1/FS3.6

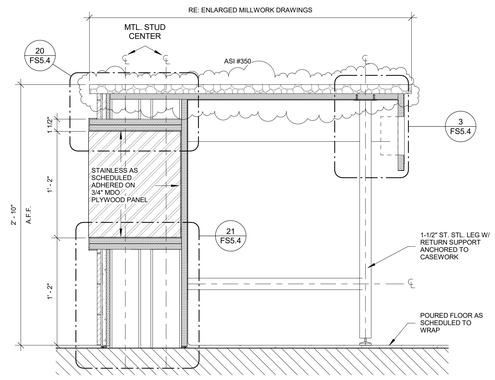

13 MILLWORK SECTION
1 1/2" = 1'-0"| RE:1/FS3.1

UK - STUDENT CENTER RENOVATION AND EXPANSION - BP#3

Lexington, Kentucky

Job Number: 0990.01 | SEPT 2017 | Drawn By: TA | Checked By:DZ | Revision25

This Drawing and the Design shown thereon are the property of Omni Architects. The reproduction, copying or other use of this Drawing or Design without the written consent of Omni Architects is prohibited.

TIPTON ASSOCIATES

PERKINS + WILL
1315 Peachtree Street
Atlanta, Georgia 30309
p 404.873.2300
www.perkinswill.com

Omni ARCHITECTS
212 North Upper Street
Lexington, Kentucky
40507-1001
p 859.252.6664
www.omniarchitects.com

MILLWORK SECTIONS & DETAILS

BP3 - ASI # 350

FS5.2

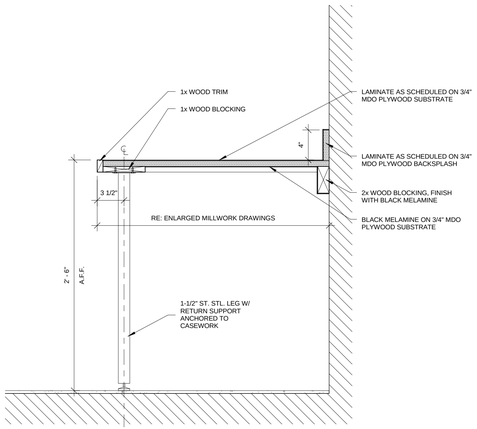

1 MILLWORK SECTION
1 1/2" = 1'-0"| RE:1/AD-FS-4.5

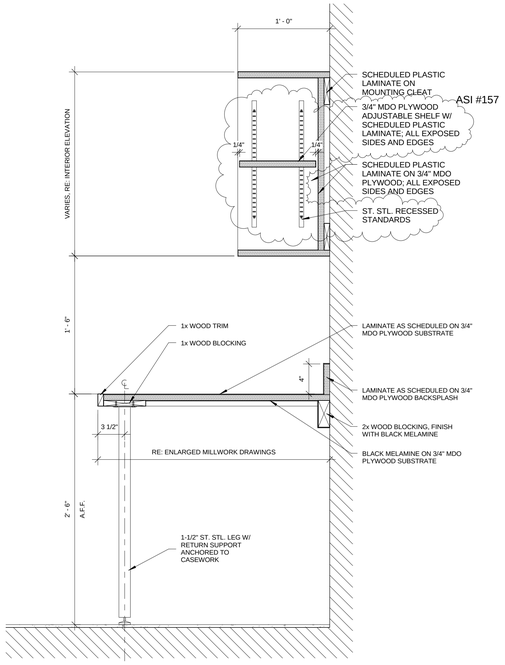

2 MILLWORK SECTION
1 1/2" = 1'-0"| RE:1/AD-FS-4.5

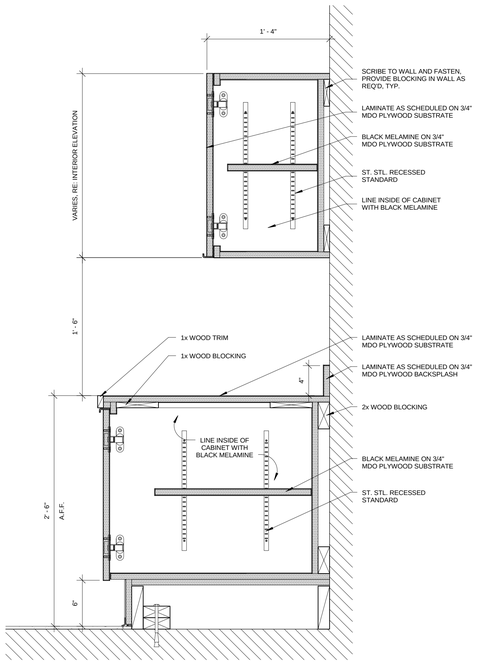

3 MILLWORK SECTION
1 1/2" = 1'-0"| RE:4/AD-FS-4.6

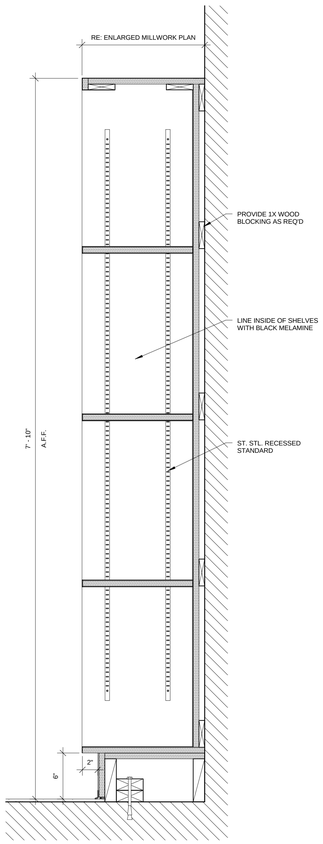

4 MILLWORK SECTION
1 1/2" = 1'-0"| RE:1/AD-FS-4.5

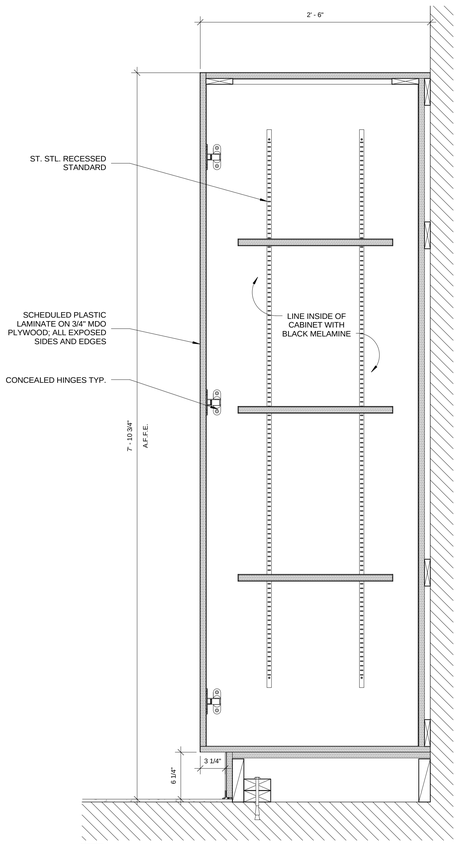

5 MILLWORK SECTION
1 1/2" = 1'-0"| RE:1/SK-07

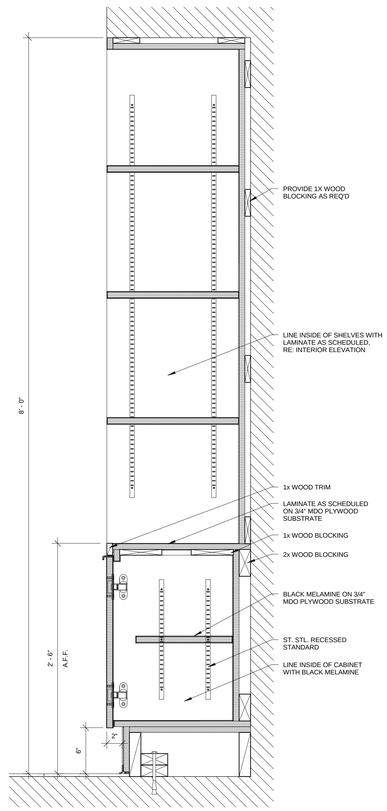

6 MILLWORK SECTION
1 1/2" = 1'-0"

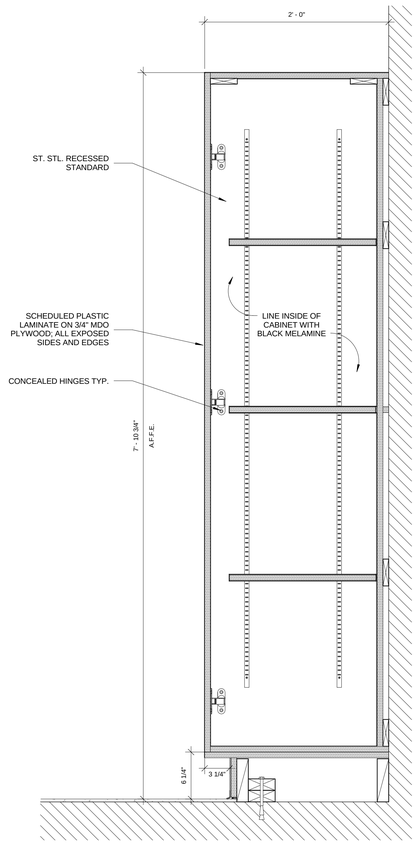

7 MILLWORK SECTION
1 1/2" = 1'-0"| RE:4/AD-FS-4.2

TIPTON ASSOCIATES

RECORD DOCUMENTS - JANUARY 2019

These Record Documents have been prepared based on information provided by others. The Consultant has not verified the accuracy and/or completeness of this information and shall not be responsible for any errors or omissions that may be incorporated as a result of erroneous information provided by others.

Lexington, Kentucky

UK - STUDENT CENTER RENOVATION AND EXPANSION - BP#3

Job Number: 0990.01 SEPT 2016 | Drawn By: TA | Checked By: DZ | Revision: 8

This Drawing and the Design shown thereon are the property of Omni Architects. The reproduction, copying or other use of this Drawing or Design without the express consent of Omni Architects is prohibited.

TIPTON ASSOCIATES

DARRIN BADON REGISTERED 19 COMMONWEALTH OF KENTUCKY ARCHITECT

PERKINS + WILL
1315 Peachtree Street
Atlanta, Georgia 30309
p 404.873.2300
www.perkinswill.com

Omni ARCHITECTS
212 North Upper Street
Lexington, Kentucky 40507-1001
p 859.252.6664
www.omniarchitects.com

MILLWORK SECTIONS & DETAILS

BP3 - ASI # 157

FS5.3

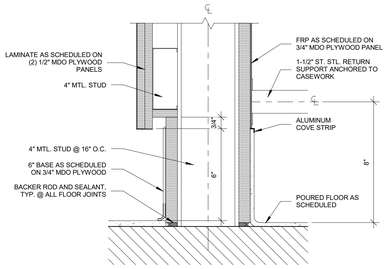

1 MILLWORK DETAIL
3" = 1'-0" | RE:1/FS5.1

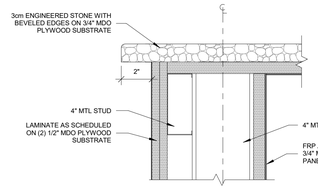

2 MILLWORK DETAIL
3" = 1'-0" | RE:1/FS5.1

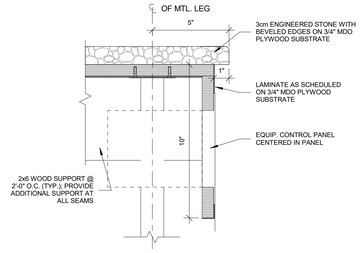

3 MILLWORK DETAIL
3" = 1'-0" | RE:2/FS5.1

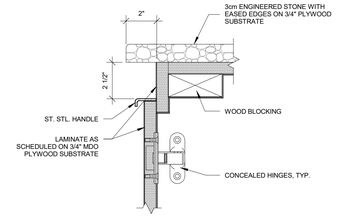

4 MILLWORK DETAIL
3" = 1'-0" | RE:3/FS5.1

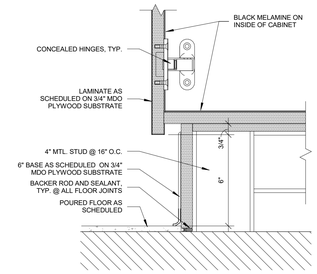

5 MILLWORK DETAIL
3" = 1'-0" | RE:3/FS5.1

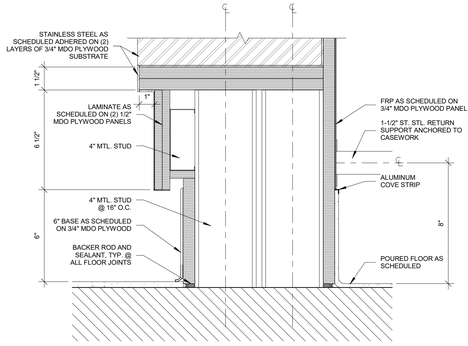

6 MILLWORK DETAIL
3" = 1'-0" | RE:9/FS5.1

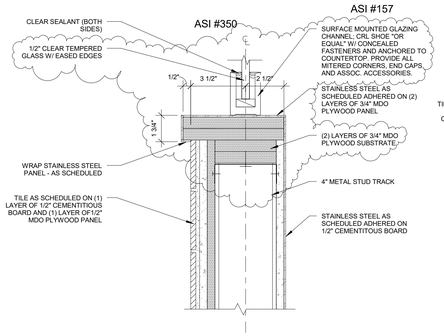

7 MILLWORK DETAIL
3" = 1'-0" | RE:7/FS5.1

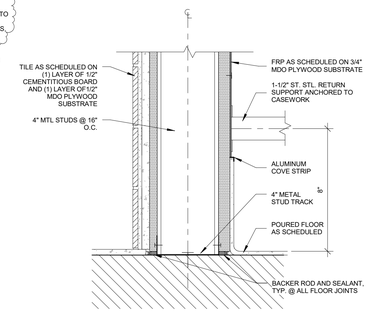

8 MILLWORK DETAIL
3" = 1'-0" | RE:5/AD-FS-4.1

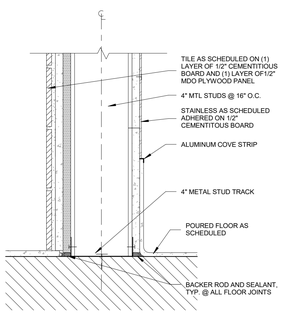

9 MILLWORK DETAIL
3" = 1'-0" | RE:7/FS5.1

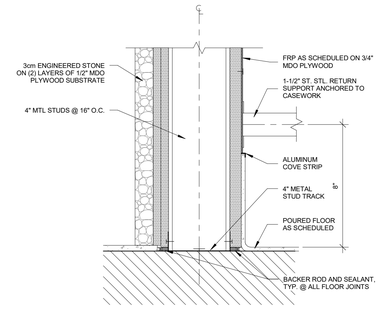

10 MILLWORK DETAIL
3" = 1'-0" | RE:1/FS5.2

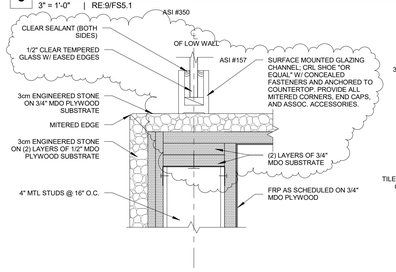

11 MILLWORK DETAIL
3" = 1'-0" | RE:1/FS5.2

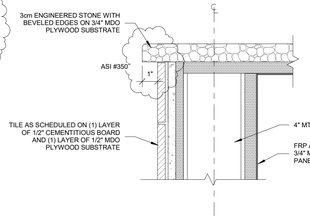

12 MILLWORK DETAIL
3" = 1'-0" | RE:5/AD-FS-4.1

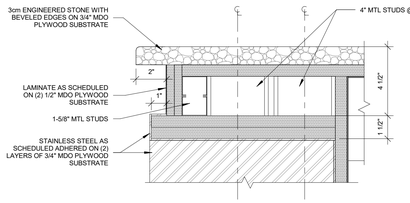

13 MILLWORK DETAIL
3" = 1'-0" | RE:9/FS5.1

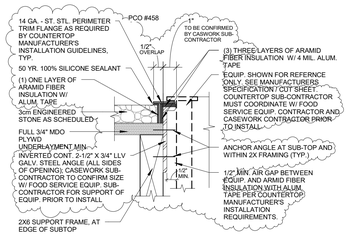

14 MILLWORK DETAIL
3" = 1'-0" | RE:6/FS5.1

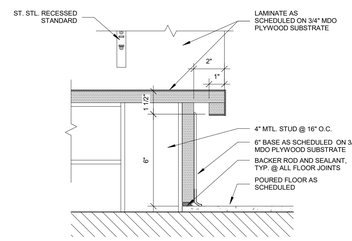

19 MILLWORK DETAIL
3" = 1'-0" | RE:8/FS5.1

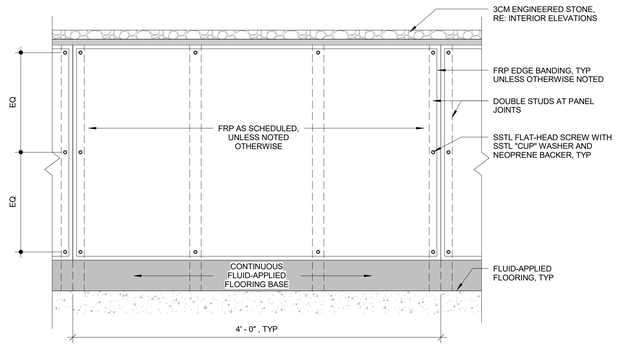

18 TYPICAL ACCESS PANEL DETAIL
1 1/2" = 1'-0"

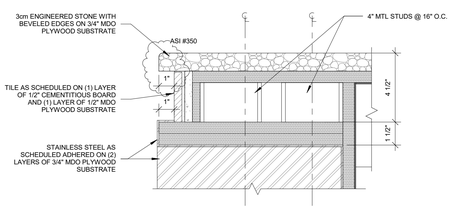

20 MILLWORK DETAIL
3" = 1'-0" | RE:13/FS5.2

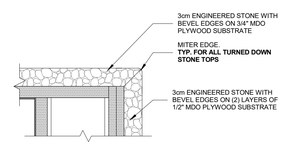

22 MILLWORK SECTION
3" = 1'-0" | RE:4/AD-FS-4.2

TIPTON ASSOCIATES

RECORD DOCUMENTS - JANUARY 2019

These Record Documents have been prepared based on information provided by others. The Consultant has not verified the accuracy and/or completeness of this information and shall not be responsible for any errors or omissions that may be incorporated as a result of erroneous information provided by others.

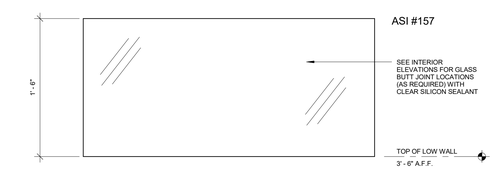

15 MILLWORK GLASS DETAIL
1 1/2" = 1'-0"

16 MILLWORK GLASS DETAIL
1 1/2" = 1'-0"

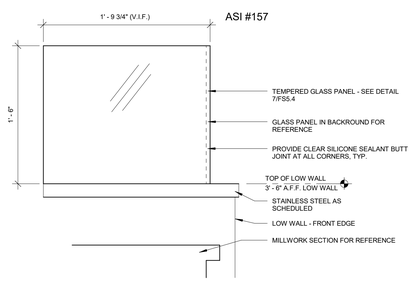

17 MILLWORK GLASS DETAIL
1 1/2" = 1'-0"

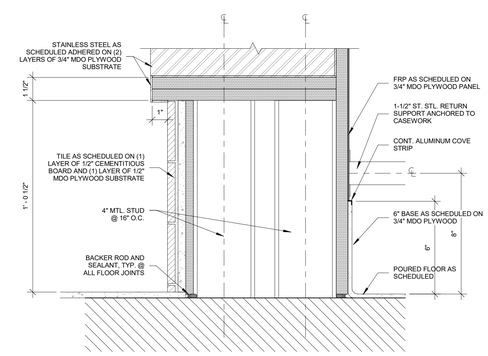

21 MILLWORK DETAIL
3" = 1'-0" | RE:13/FS5.2

UK - STUDENT CENTER RENOVATION AND EXPANSION - BP#3

Lexington, Kentucky

Job Number: 0990.01 | SEPT 2017 | Drawn By: TA | Checked By:DZ | Revision25

DARRIN BADON REGISTERED 13 COMMONWEALTH OF KENTUCKY ARCHITECT

This Drawing and the Design shown thereon are the property of Omni Architects. The reproduction, copying or other use of this Drawing or Design without the written consent of Omni Architects is prohibited.

TIPTON ASSOCIATES

PERKINS + WILL
1315 Peachtree Street
Atlanta, Georgia 30309
p 404.873.2300
www.perkinswill.com

Omni ARCHITECTS
212 North Upper Street
Lexington, Kentucky
40507-1001
p 859.252.6684
www.omniarchitects.com

MILLWORK SECTIONS & DETAILS

BP3 - ASI # 350

FS5.4

1 LEVEL 01 - OVERALL DINING REFLECTED CEILING PLAN
1/16" = 1'-0"

PLAN NORTH
TRUE NORTH

RECORD DOCUMENTS - JANUARY 2019

These Record Documents have been prepared based on information provided by others. The Consultant has not verified the accuracy and/or completeness of this information and shall not be responsible for any errors or omissions that may be incorporated as a result of erroneous information provided by others.

TIPTON ASSOCIATES

UK - STUDENT CENTER RENOVATION AND EXPANSION - BP#3

Lexington, Kentucky

OVERALL FIRST FLOOR REFLECTED CEILING PLAN

Job Number: 0990.01 SEPT 2016
Drawn By: TA
Checked By: DZ
Revision: 8

DARRIN BADON REGISTERED ARCHITECT COMMONWEALTH OF KENTUCKY

This Drawing and the Design shown thereon are the property of Omni Architects. The reproduction, copying or other use of this Drawing or any part thereof without the consent of Omni Architects is prohibited.

TIPTON ASSOCIATES

1315 Peachtree Street
Atlanta, Georgia 30309
p 404.873.2300
www.perkinswill.com

PERKINS + WILL

212 North Upper Street
Lexington, Kentucky 40507-1001
p 859.252.6664
www.omniarchitects.com

Omni ARCHITECTS

BP3 - ASI # 157

FS6.1

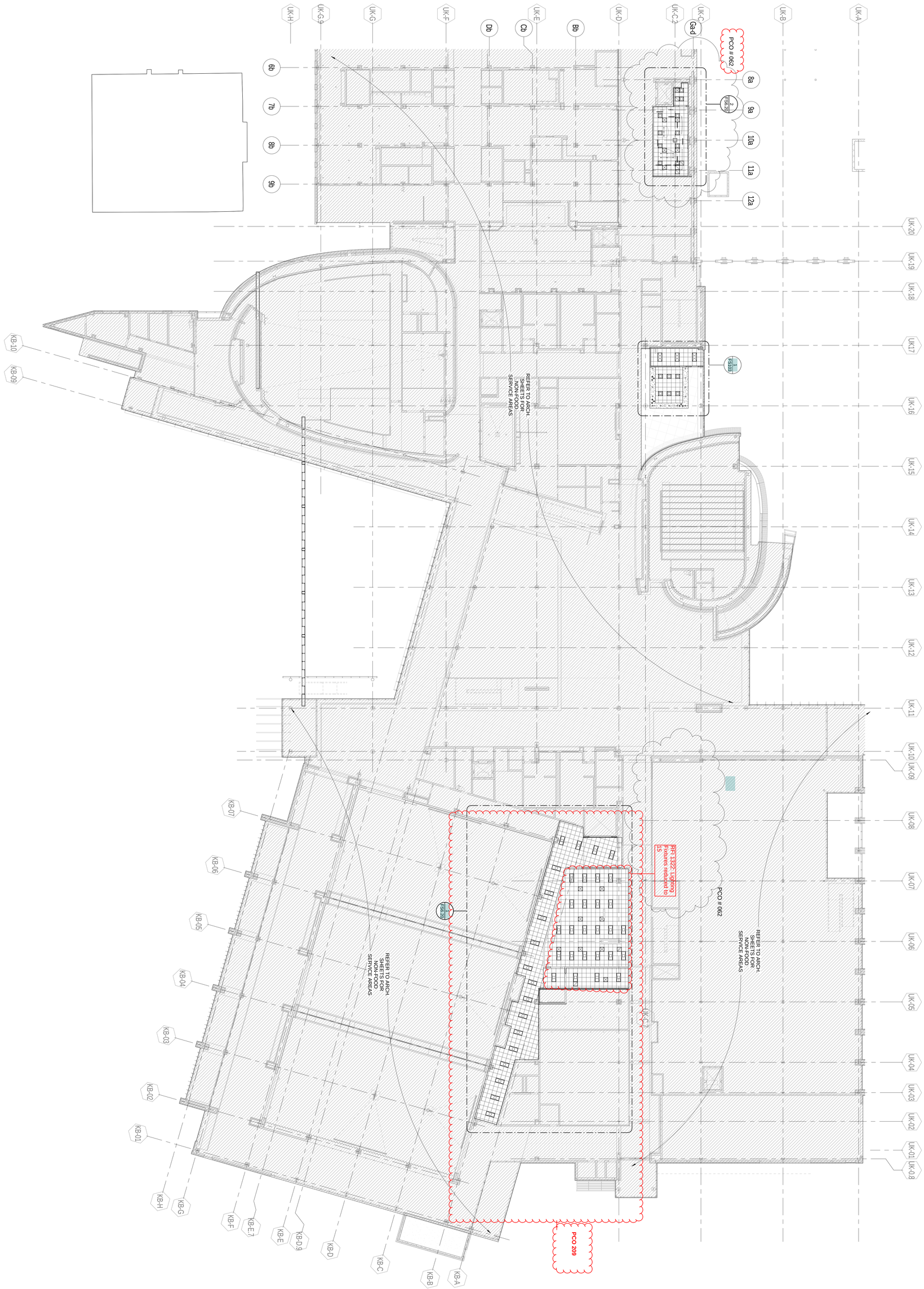

1 LEVEL 02 - OVERALL DINING REFLECTED CEILING PLAN

1/16" = 1'-0" | RE:SR581

PLAN NORTH

TRUE NORTH

RECORD DOCUMENTS - JANUARY 2019

These Record Documents have been prepared based on information provided by others. The Consultant has not verified the accuracy and/or completeness of this information and shall not be responsible for any errors or omissions that may be incorporated as a result of erroneous information provided by others.

TIPTON ASSOCIATES

UK - STUDENT CENTER RENOVATION AND EXPANSION - BP#3

Lexington, Kentucky

OVERALL SECOND FLOOR REFLECTED CEILING PLAN

Job Number: 0990.01 SEPT 2016 Drawn By: TA Checked By: DZ Revision: 7

FS6.2

BP3 - PCO # 062

Omni ARCHITECTS
212 North Upper Street
Lexington, Kentucky 40507-1001
p 859.252.6664
www.omniarchitects.com

PERKINS + WILL
1315 Peachtree Street
Atlanta, Georgia 30309
p 404.873.2300
www.perkinswill.com

TIPTON ASSOCIATES

This Drawing and the Design shown thereon are the property of Omni Architects. The reproduction, copying or other use of this Drawing or Design without the written consent of Omni Architects is prohibited.

DARRIN BADGETT REGISTERED KENTUCKY ARCHITECT

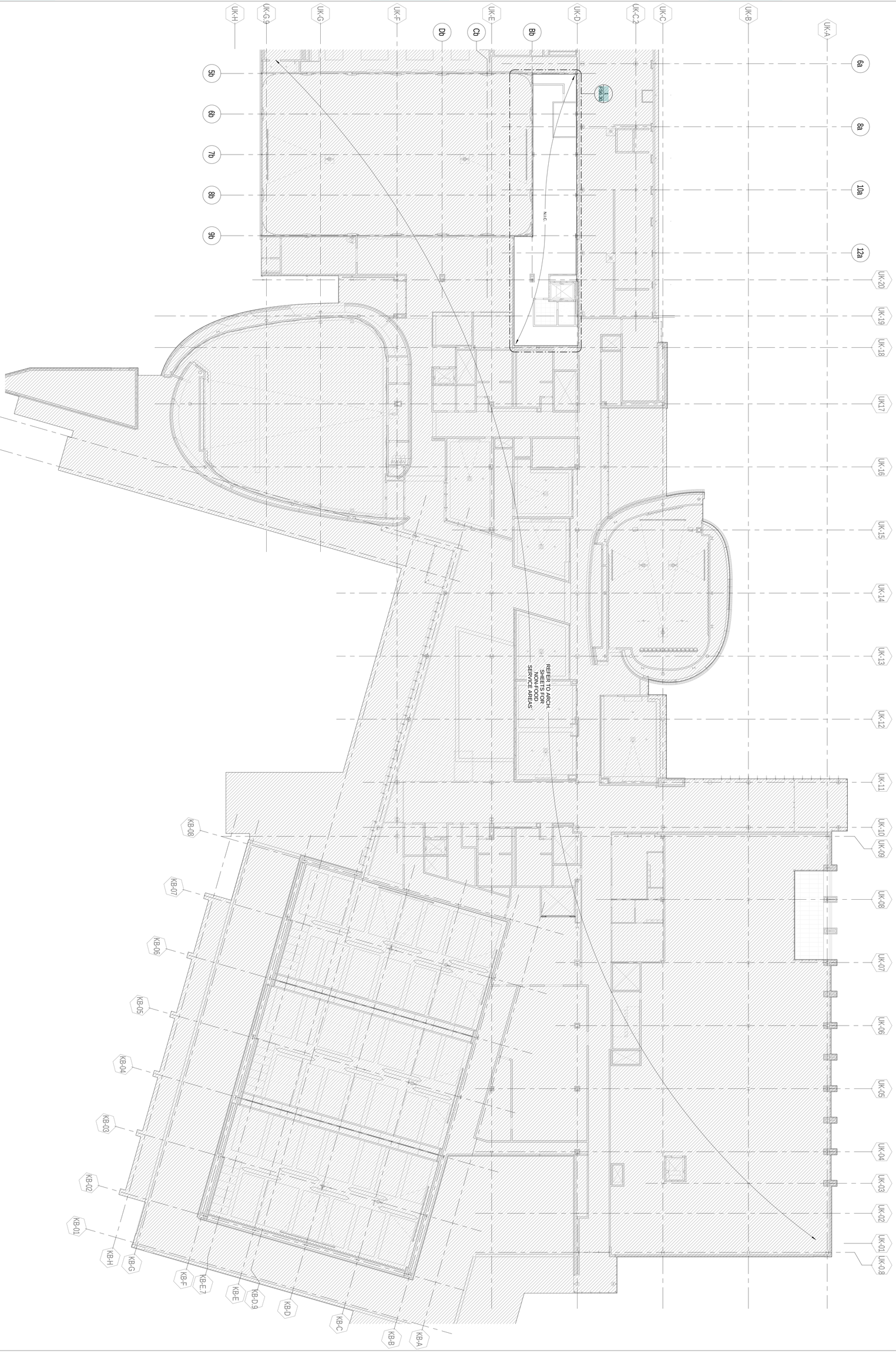

1 LEVEL 03 - OVERALL DINING REFLECTED CEILING PLAN
1/16" = 1'-0"

RECORD DOCUMENTS - JANUARY 2019

These Record Documents have been prepared based on information provided by others. The Consultant has not verified the accuracy and/or completeness of this information and shall not be responsible for any errors or omissions that may be incorporated as a result of erroneous information provided by others.

TIPTON ASSOCIATES

UK - STUDENT CENTER RENOVATION AND EXPANSION - BP#3

Lexington, Kentucky

OVERALL THIRD FLOOR REFLECTED CEILING PLAN

Job Number: 0990.01 JAN 2016 Drawn By: TA Checked By: DZ Revision:

FS6.3

BP3-POST BID DRAWINGS

Omni ARCHITECTS
212 North Upper Street
Lexington, Kentucky 40507-1001
p 859.252.6664
www.omniarchitects.com

PERKINS + WILL
1315 Peachtree Street
Atlanta, Georgia 30309
p 404.873.2300
www.perkinswill.com

TIPTON ASSOCIATES

This Drawing and the Design shown thereon are the property of Omni Architects. The reproduction, copying or other use of this Drawing or Design without the written consent of Omni Architects is prohibited.

Next Sheet

Index Sheet

Previous Sheet

REFLECTED CEILING PLAN LEGEND

- OPEN TO STRUCTURE ABOVE
- PAINTED GYP. BOARD & METAL STUD STRUCTURE
- 2' X 2' ACOUSTIC CEILING PANEL
- INTERIOR LINEAR WOODEN BAFFLE CEILING
- WALK-IN FREEZER AND COOLER CEILING
- ROUND PENDANT FIXTURE
- 2' X 4' TROFFER LIGHT
- 2' X 2' TROFFER LIGHT
- RECESSED CAN LIGHT
- TRACK MOUNTED HEAT LAMPS
- PENDANT LIGHTS
- ABOVE COUNTER PENDANT LIGHTS
- PENDANT MOUNTED LINEAR STRIP DOWNLIGHT
- MOUNTED TRACK LIGHTS
- PENDANT CLUSTER

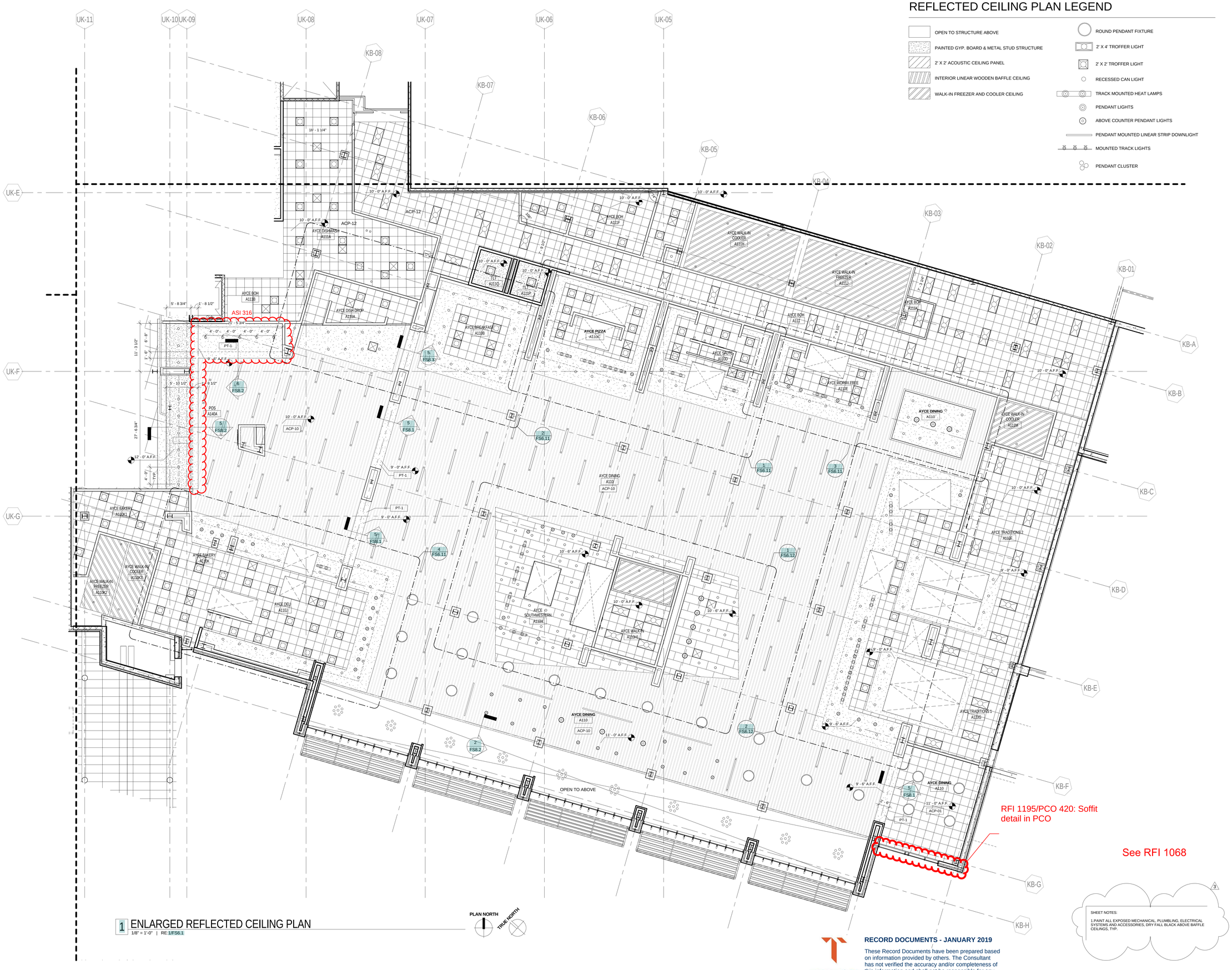

1 ENLARGED REFLECTED CEILING PLAN
1/8" = 1'-0" | RE: 1/FS6.1

PLAN NORTH
TRUE NORTH

SHEET NOTES:

1.PAINT ALL EXPOSED MECHANICAL, PLUMBLING, ELECTRICAL SYSTEMS AND ACCESSORIES, DRY FALL BLACK ABOVE BAFFLE CEILINGS, TYP.

3

TIPTON ASSOCIATES

RECORD DOCUMENTS - JANUARY 2019

These Record Documents have been prepared based on information provided by others. The Consultant has not verified the accuracy and/or completeness of this information and shall not be responsible for any errors or omissions that may be incorporated as a result of erroneous information provided by others.

UK - STUDENT CENTER RENOVATION AND EXPANSION - BP#3

Lexington, Kentucky

ENLARGED REFLECTED CEILING PLANS

Job Number: 0990.01 | JAN 2016 | Drawn By: TA | Checked By: DZ | Revision: 3

This Drawing and the Design shown thereon are the property of Omni Architects. The reproduction, copying or other use of this Drawing or any portion thereof without the consent of Omni Architects is prohibited.

TIPTON ASSOCIATES

PERKINS + WILL
1315 Peachtree Street
Atlanta, Georgia 30309
p 404.873.2300
www.perkinswill.com

Omni ARCHITECTS
212 North Upper Street
Lexington, Kentucky 40507-1001
p 859.252.6664
www.omnearchitects.com

BP3 - POST BID DRAWINGS

FS6.10

BLINK FORWARD

Next Sheet
Index Sheet
Previous Sheet

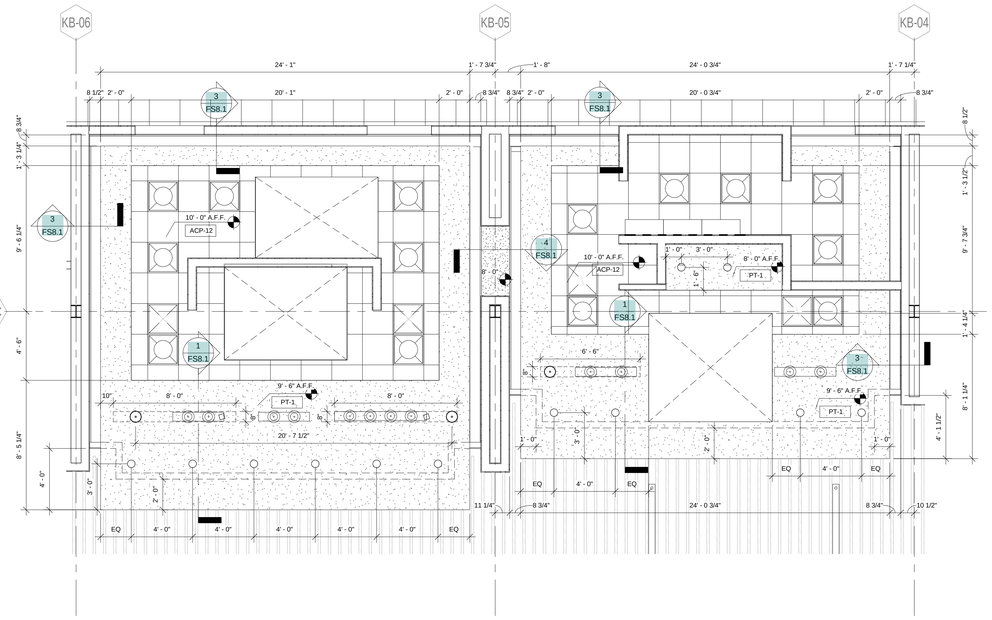

1 ENLARGED REFLECTED CEILING PLAN
1/4" = 1'-0" | RE:1/FS6.10

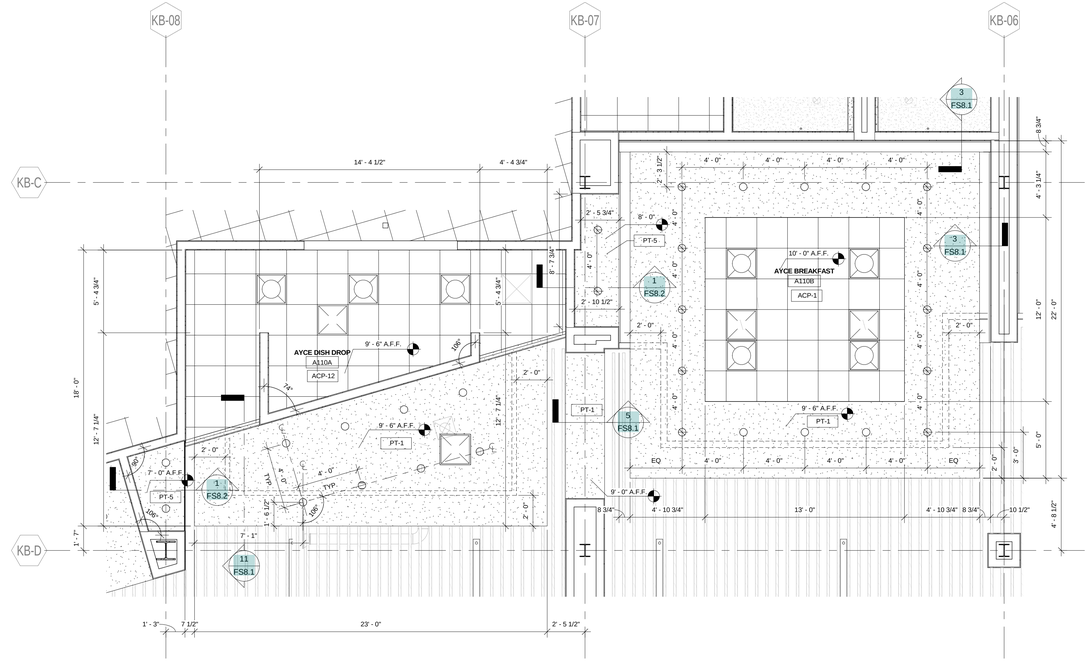

2 ENLARGED REFLECTED CEILING PLAN
1/4" = 1'-0" | RE:1/FS6.10

REFLECTED CEILING PLAN LEGEND

- OPEN TO STRUCTURE ABOVE
- PAINTED GYP. BOARD & METAL STUD STRUCTURE
- 2' X 2' ACOUSTIC CEILING PANEL
- INTERIOR LINEAR WOODEN BAFFLE CEILING
- WALK-IN FREEZER AND COOLER CEILING
- ROUND PENDANT FIXTURE
- 2' X 4' TROFFER LIGHT
- 2' X 2' TROFFER LIGHT
- RECESSED CAN LIGHT
- TRACK MOUNTED HEAT LAMPS
- PENDANT LIGHTS
- ABOVE COUNTER PENDANT LIGHTS
- PENDANT MOUNTED LINEAR STRIP DOWNLIGHT
- MOUNTED TRACK LIGHTS
- PENDANT CLUSTER

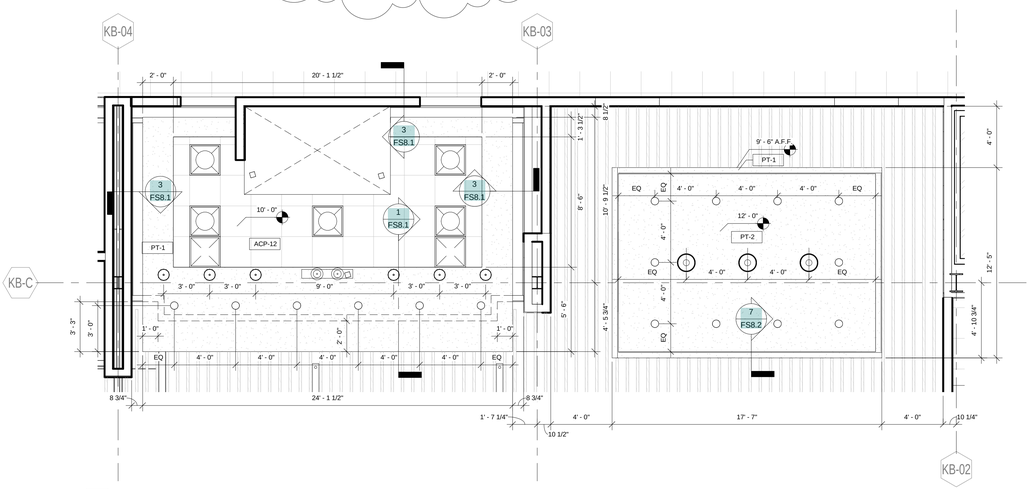

3 ENLARGED REFLECTED CEILING PLAN
1/4" = 1'-0" | RE:1/FS6.10

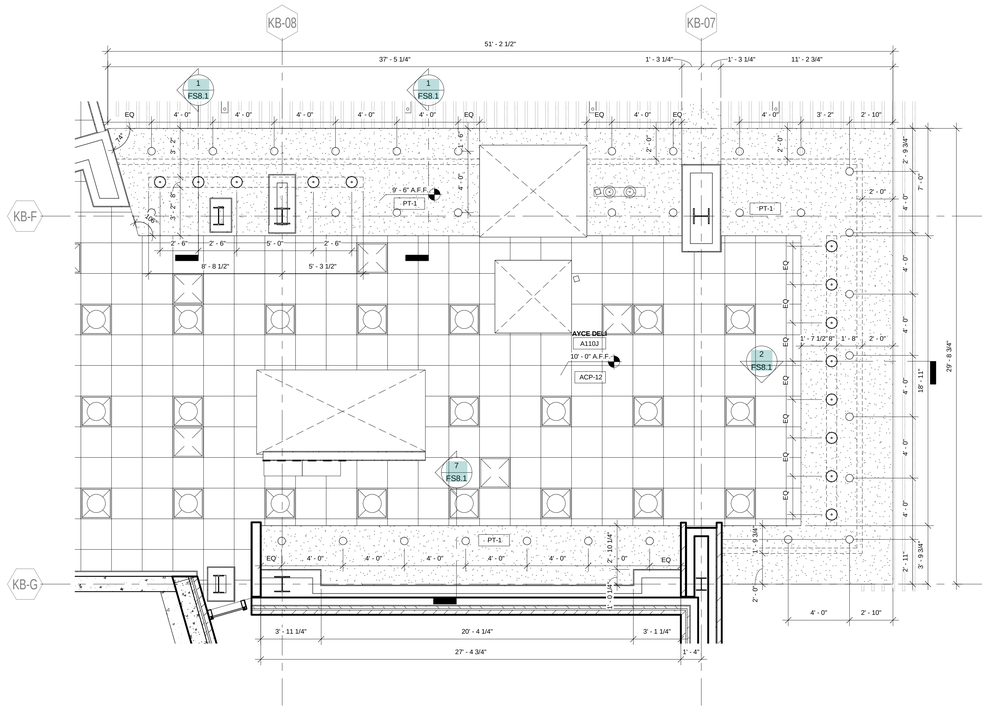

4 ENLARGED REFLECTED CEILING PLAN
1/4" = 1'-0" | RE:1/FS6.10

RECORD DOCUMENTS - JANUARY 2019

These Record Documents have been prepared based on information provided by others. The Consultant has not verified the accuracy and/or completeness of this information and shall not be responsible for any errors or omissions that may be incorporated as a result of erroneous information provided by others.

TIPTON ASSOCIATES

UK - STUDENT CENTER RENOVATION AND EXPANSION - BP#3

Lexington, Kentucky

ENLARGED REFLECTED CEILING PLANS

Job Number: 0990.01 | JAN 2016 | Drawn By: TA | Checked By: DZ | Revision: 3

This Drawing and the Design shown thereon are the property of Omni Architects. The reproduction, copying or other use of this Drawing or any part of it without the consent of Omni Architects is prohibited.

Omni ARCHITECTS
212 North Upper Street
Lexington, Kentucky 40507-1001
p 859.252.6664
www.omnearchitects.com

PERKINS + WILL
1315 Peachtree Street
Atlanta, Georgia 30309
p 404.873.2300
www.perkinswill.com

TIPTON ASSOCIATES

BP3 - POST BID DRAWINGS

FS6.11

BLINK FORWARD

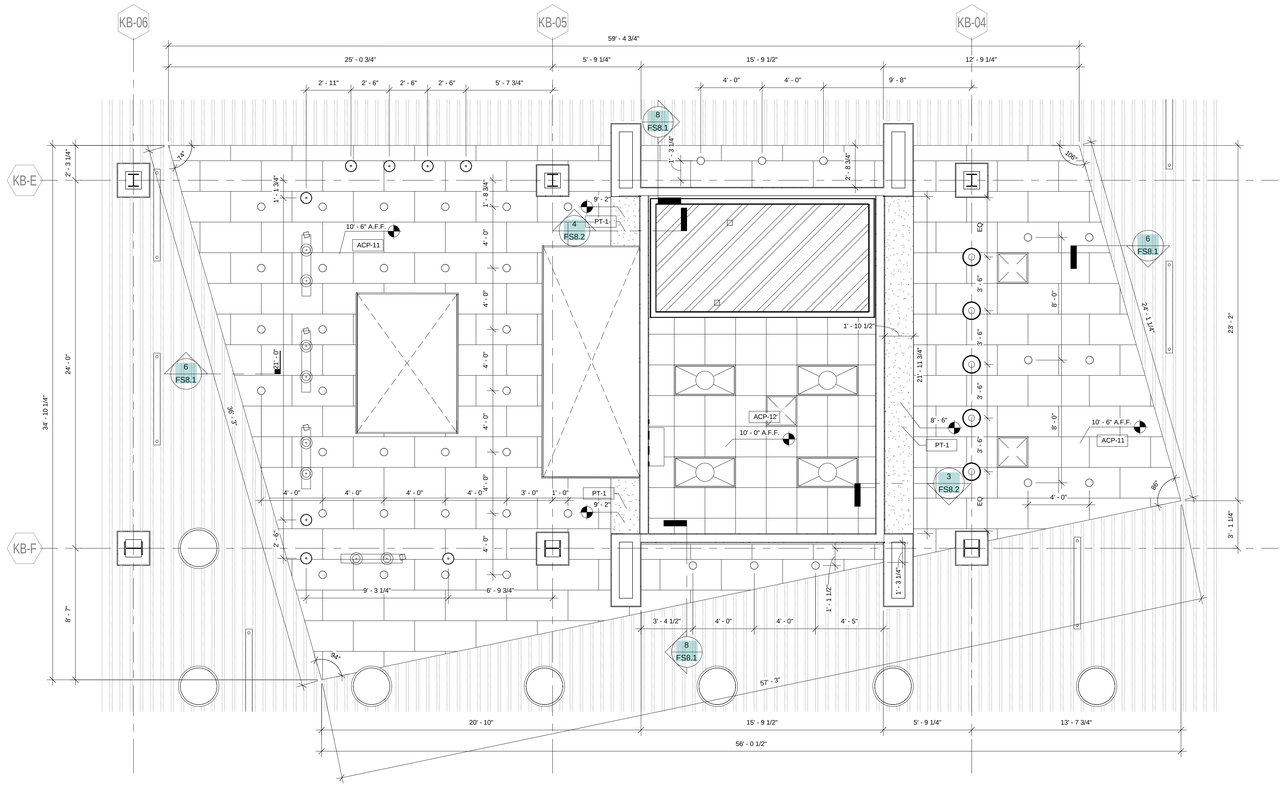

1 ENLARGED REFLECTED CEILING PLAN
1/4" = 1'-0" | RE:1/FS6.10

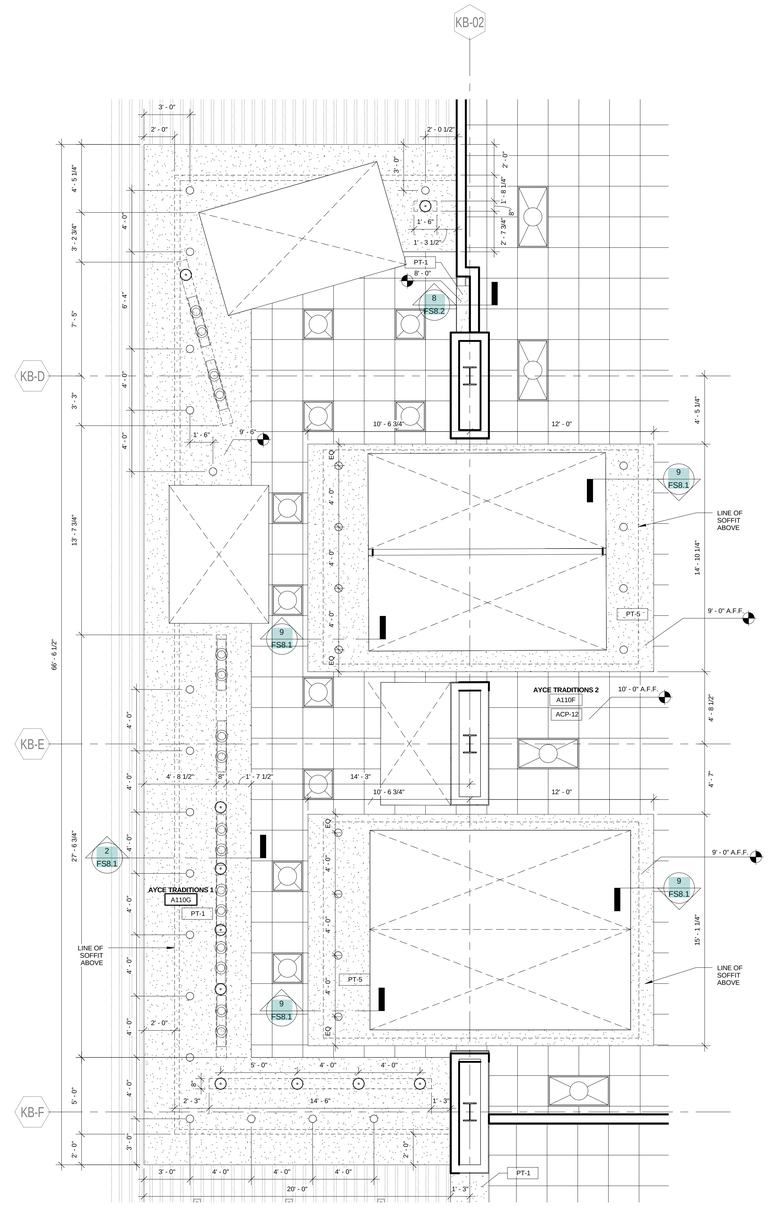

2 ENLARGED REFLECTED CEILING PLAN
1/4" = 1'-0" | RE:1/FS6.10

REFLECTED CEILING PLAN LEGEND

- OPEN TO STRUCTURE ABOVE
- PAINTED GYP. BOARD & METAL STUD STRUCTURE
- 2' X 2' ACOUSTIC CEILING PANEL
- INTERIOR LINEAR WOODEN BAFFLE CEILING
- WALK-IN FREEZER AND COOLER CEILING
- ROUND PENDANT FIXTURE
- 2' X 4' TROFFER LIGHT
- 2' X 2' TROFFER LIGHT
- RECESSED CAN LIGHT
- TRACK MOUNTED HEAT LAMPS
- PENDANT LIGHTS
- ABOVE COUNTER PENDANT LIGHTS
- PENDANT MOUNTED LINEAR STRIP DOWNLIGHT
- MOUNTED TRACK LIGHTS
- PENDANT CLUSTER

RECORD DOCUMENTS - JANUARY 2019

These Record Documents have been prepared based on information provided by others. The Consultant has not verified the accuracy and/or completeness of this information and shall not be responsible for any errors or omissions that may be incorporated as a result of erroneous information provided by others.

TIPTON ASSOCIATES

See RFI 1095

UK - STUDENT CENTER RENOVATION AND EXPANSION - BP#3

Lexington, Kentucky

ENLARGED REFLECTED CEILING PLANS

Job Number: 0990.01 JAN 2016 | Drawn By: TA | Checked By: DZ | Revision: 3

This Drawing and the Design shown thereon are the property of Omni Architects. The reproduction, copying or other use of this Drawing or Design in whole or in part without consent of Omni Architects is prohibited.

TIPTON ASSOCIATES

212 North Upper Street
Lexington, Kentucky 40507-1001
p.859.252.6664
www.omniarchitects.com

Omni ARCHITECTS

PERKINS + WILL

1315 Peachtree Street
Atlanta, Georgia 30309
p.404.873.2300
www.perkinswill.com

BP3 - POST BID DRAWINGS

FS6.12

BLINK FORWARD

REFLECTED CEILING PLAN LEGEND

- OPEN TO STRUCTURE ABOVE
- PAINTED GYP. BOARD & METAL STUD STRUCTURE
- 2' X 2' ACOUSTIC CEILING PANEL
- INTERIOR LINEAR WOODEN BAFFLE CEILING
- WALK-IN FREEZER AND COOLER CEILING
- ROUND PENDANT FIXTURE
- 2' X 4' TROFFER LIGHT
- 2' X 2' TROFFER LIGHT
- RECESSED CAN LIGHT
- TRACK MOUNTED HEAT LAMPS
- PENDANT LIGHTS
- ABOVE COUNTER PENDANT LIGHTS
- PENDANT MOUNTED LINEAR STRIP DOWNLIGHT
- MOUNTED TRACK LIGHTS
- PENDANT CLUSTER

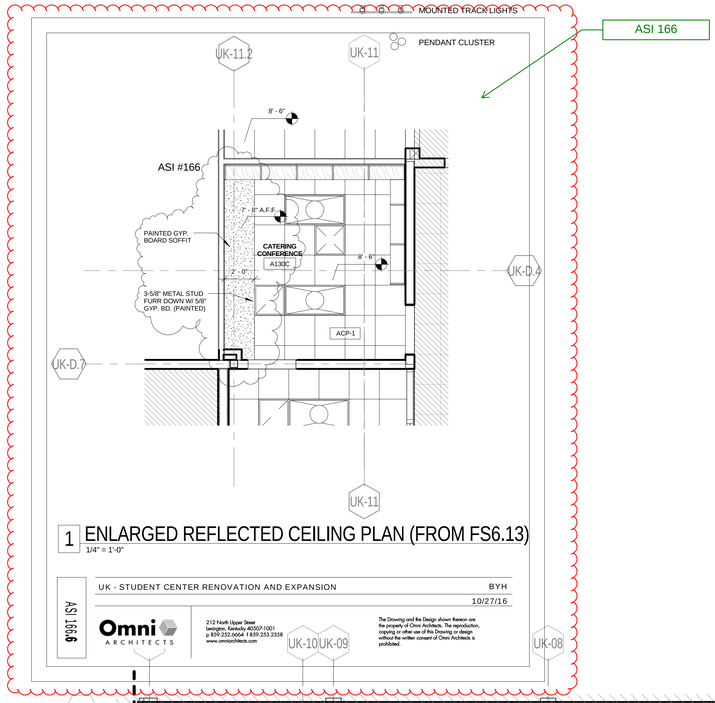

1 ENLARGED REFLECTED CEILING PLAN (FROM FS6.13)
1/4" = 1'-0"

ASI 166

UK - STUDENT CENTER RENOVATION AND EXPANSION — BYH — 10/27/16

Omni ARCHITECTS — 212 North Upper Street, Lexington, Kentucky 40507-1001, p 859.252.6664 f 859.253.2358, www.omnicrchitects.com

The Drawing and the Design shown thereon are the property of Omni Architects. The reproduction, copying or other use of this Drawing or design without the written consent of Omni Architects is prohibited.

1 ENLARGED REFLECTED CEILING PLAN
1/4" = 1'-0" | RE:1/FS6.1

2 ENLARGED REFLECTED CEILING PLAN
1/8" = 1'-0" | RE:1/FS6.1

PLAN NORTH / TRUE NORTH

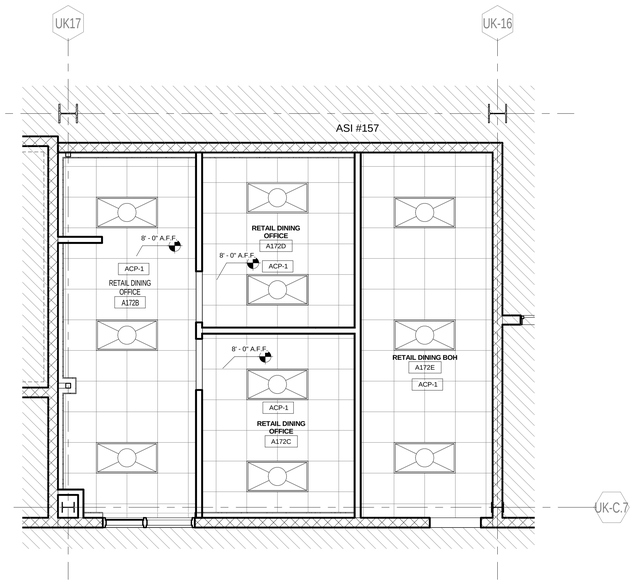

3 ENLARGED REFLECTED CEILING PLAN
1/4" = 1'-0" | RE:1/FS6.1

TIPTON ASSOCIATES

RECORD DOCUMENTS - JANUARY 2019

These Record Documents have been prepared based on information provided by others. The Consultant has not verified the accuracy and/or completeness of this information and shall not be responsible for any errors or omissions that may be incorporated as a result of erroneous information provided by others.

UK - STUDENT CENTER RENOVATION AND EXPANSION - BP#3

Lexington, Kentucky

ENLARGED REFLECTED CEILING PLANS

Job Number: 0990.01 | FEB 2017 | Drawn By: TA | Checked By: DZ | Revision: 14

DARRIN BADON REGISTERED ARCHITECT COMMONWEALTH OF KENTUCKY

This Drawing and the Design shown thereon are the property of Omni Architects. The reproduction, copying or other use of this Drawing or design without the written consent of Omni Architects is prohibited.

TIPTON ASSOCIATES

1315 Peachtree Street
Atlanta, Georgia 30309
p.404.873.2300
www.perkinswill.com

PERKINS + WILL

212 North Upper Street
Lexington, Kentucky 40507-1001
p.859.252.6664
www.omnicrchitects.com

Omni ARCHITECTS

BP3 - PCO # 257

FS6.13

Next Sheet

Index Sheet

Previous Sheet

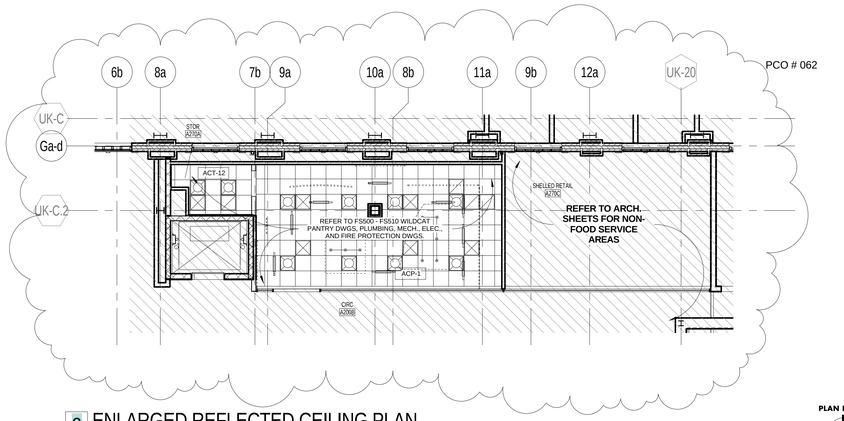

2 ENLARGED REFLECTED CEILING PLAN

1/8" = 1'-0" | RE:1/FS6.2

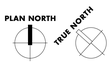

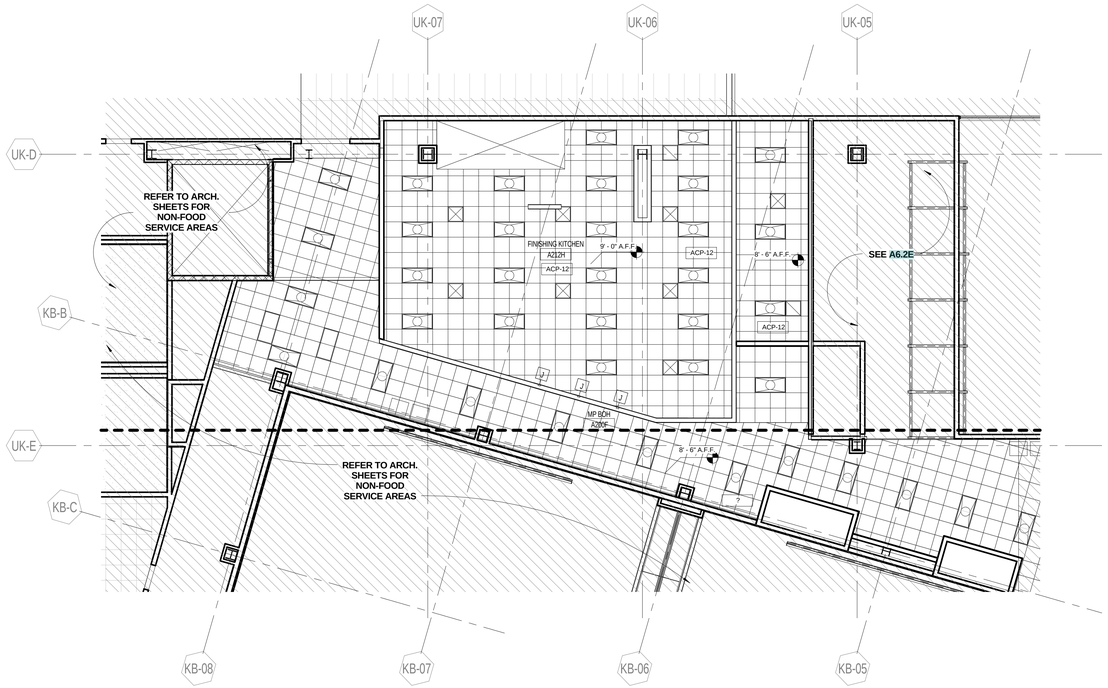

1 ENLARGED REFLECTED CEILING PLAN

1/8" = 1'-0" | RE:1/FS6.2

PCO 209

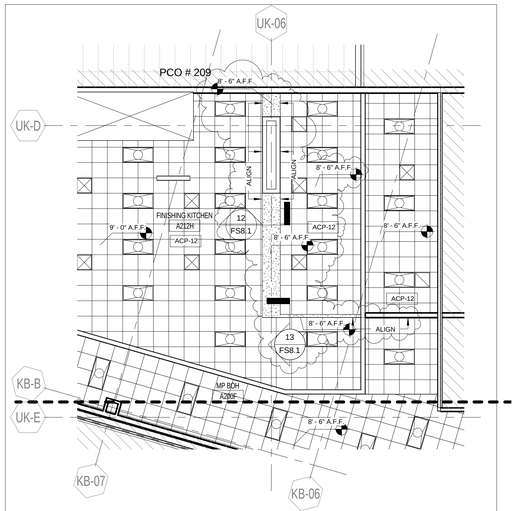

1 ENLARGED REFLECTED CEILING PLAN (FROM FS6.20)

1/8" = 1'-0" | RE:5/FS8.1

PCO 209.1

UK - STUDENT CENTER RENOVATION AND EXPANSION — BYH — 12/06/16

Omni ARCHITECTS — 212 North Upper Street, Lexington, Kentucky 40507-1001, p 859.252.6664 f 859.253.2358, www.omniarchitects.com

The Drawing and the Design shown thereon are the property of Omni Architects. The reproduction, copying or other use of this Drawing or design without the written consent of Omni Architects is prohibited.

REFLECTED CEILING PLAN LEGEND

- OPEN TO STRUCTURE ABOVE
- PAINTED GYP. BOARD & METAL STUD STRUCTURE
- 2' X 2' ACOUSTIC CEILING PANEL
- INTERIOR LINEAR WOODEN BAFFLE CEILING
- WALK-IN FREEZER AND COOLER CEILING
- ROUND PENDANT FIXTURE
- 2' X 4' TROFFER LIGHT
- 2' X 2' TROFFER LIGHT
- RECESSED CAN LIGHT
- TRACK MOUNTED HEAT LAMPS
- PENDANT LIGHTS
- ABOVE COUNTER PENDANT LIGHTS
- PENDANT MOUNTED LINEAR STRIP DOWNLIGHT
- MOUNTED TRACK LIGHTS
- PENDANT CLUSTER

TIPTON ASSOCIATES

RECORD DOCUMENTS - JANUARY 2019

These Record Documents have been prepared based on information provided by others. The Consultant has not verified the accuracy and/or completeness of this information and shall not be responsible for any errors or omissions that may be incorporated as a result of erroneous information provided by others.

UK - STUDENT CENTER RENOVATION AND EXPANSION - BP#3

Lexington, Kentucky

ENLARGED REFLECTED CEILING PLANS

Job Number: 0990.01 | SEPT 2016 | Drawn By: TA | Checked By: DZ | Revision: 7

This Drawing and the Design shown thereon are the property of Omni Architects. The reproduction, copying or other use of this Drawing or design without the written consent of Omni Architects is prohibited.

Omni ARCHITECTS
212 North Upper Street
Lexington, Kentucky 40507-1001
p 859.252.6664
www.omniarchitects.com

PERKINS + WILL
1315 Peachtree Street
Atlanta, Georgia 30309
p 404.873.2300
www.perkinswill.com

TIPTON ASSOCIATES

BP3 - PCO # 062

FS6.20

Next Sheet
Index Sheet
Previous Sheet

REFLECTED CEILING PLAN LEGEND

- OPEN TO STRUCTURE ABOVE
- PAINTED GYP. BOARD & METAL STUD STRUCTURE
- 2' X 2' ACOUSTIC CEILING PANEL
- INTERIOR LINEAR WOODEN BAFFLE CEILING
- WALK-IN FREEZER AND COOLER CEILING
- ROUND PENDANT FIXTURE
- 2' X 4' TROFFER LIGHT
- 2' X 2' TROFFER LIGHT
- RECESSED CAN LIGHT
- TRACK MOUNTED HEAT LAMPS
- PENDANT LIGHTS
- ABOVE COUNTER PENDANT LIGHTS
- PENDANT MOUNTED LINEAR STRIP DOWNLIGHT
- MOUNTED TRACK LIGHTS
- PENDANT CLUSTER

GENERAL NOTES

1. PAINT ALL EXPOSED STEEL, CONDUIT, SUPPORTS, AND SPRINKLER (SEE FINISH SCHEDULE)

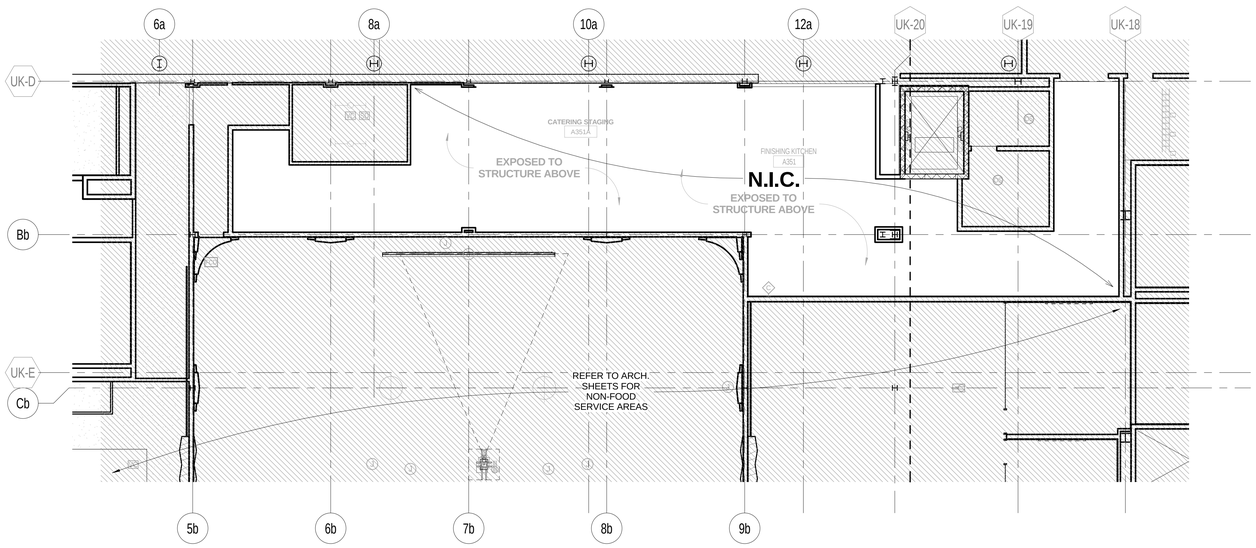

1 ENLARGED REFLECTED CEILING PLAN
1/8" = 1'-0" | RE:1/FS6.3

PLAN NORTH
TRUE NORTH

RECORD DOCUMENTS - JANUARY 2019

These Record Documents have been prepared based on information provided by others. The Consultant has not verified the accuracy and/or completeness of this information and shall not be responsible for any errors or omissions that may be incorporated as a result of erroneous information provided by others.

TIPTON ASSOCIATES

UK - STUDENT CENTER RENOVATION AND EXPANSION - BP#3

Lexington, Kentucky

ENLARGED REFLECTED CEILING PLANS

Job Number: 0990.01 JAN 2016
Drawn By: TA
Checked By: DZ
Revision:

This Drawing and the Design shown thereon are the property of Omni Architects. The reproduction, copying or other use of this Drawing or Design without the express consent of Omni Architects is prohibited.

TIPTON ASSOCIATES

PERKINS + WILL
1315 Peachtree Street
Atlanta, Georgia 30309
p 404.873.2300
www.perkinswill.com

Omni ARCHITECTS
212 North Upper Street
Lexington, Kentucky 40507-1001
p 859.252.6664
www.omnarchitects.com

BP3 - POST BID DRAWINGS

FS6.30

BLINK FORWARD

Next Sheet
Index Sheet
Previous Sheet

1 LEVEL 01 - AYCE LIGHTING PLAN
1/8" = 1'-0"

LIGHTING FIXTURE SCHEDULE

Mark	Count	Manufacturer	Model Number	Description	Comments
TYPE-A	55	BASELITE CO.	D610	10" DIA. DEEP BOWL SHADE	
TYPE-B	11	BASELITE CO.	D618	18" DIA. DEEP BOWL SHADE	
TYPE-D	19	SKYDOME	FSDL-33-4000L-35K-LD1-120-SM-CX-WH	LED 3' SUSPENDED	
TYPE-E	93	GAMMALUX	GB44D2-LED-LENS	G-BEAM SERIES	
TYPE-F	38	LBL	HB325	TRACK LIGHTING	
TYPE-G	15	COOPER LIGHTING	79-PF LED	PERIMETER LIGHTING	
TYPE-H	80	WALDMANN	RL70-4L SX	TUBULAR LIGHTING	
TYPE-I	188	FOCAL POINT	FLC4D-RO-1000L-120-L11-T	6" RECESSED CAN LIGHTS	
TYPE-J	122			2x2 TROFFER LIGHTS	
TYPE-K	171			2x4 TROFFER LIGHTS	
TYPE-L	1			2x4 TROFFER LIGHTS	
TYPE-M	1			2x4 TROFFER LIGHTS	
TYPE-N	1			2x4 TROFFER LIGHTS	
TYPE-O	1			2x4 TROFFER LIGHTS	
TYPE-P	1			2x4 TROFFER LIGHTS	

RECORD DOCUMENTS - JANUARY 2019

These Record Documents have been prepared based on information provided by others. The Consultant has not verified the accuracy and/or completeness of this information and shall not be responsible for any errors or omissions that may be incorporated as a result of erroneous information provided by others.

TIPTON ASSOCIATES

UK - STUDENT CENTER RENOVATION AND EXPANSION - BP#3

Lexington, Kentucky

ENLARGED LIGHTING PLAN

Job Number: 0990.01 JAN 2016
Drawn By: TA
Checked By: DZ
Revision:

This Drawing and the Design shown thereon are the property of Omni Architects. The reproduction, copying or other use of this Drawing or any part of it without the consent of Omni Architects is prohibited.

TIPTON ASSOCIATES

PERKINS + WILL
1315 Peachtree Street
Atlanta, Georgia 30309
p 404.873.2300
www.perkinswill.com

Omni ARCHITECTS
212 North Upper Street
Lexington, Kentucky 40507-1001
p 859.252.6664
www.omnarchitects.com

BP3 - POST BID DRAWINGS

FS7.1

BLINK FORWARD

Next Sheet

Index Sheet

Previous Sheet

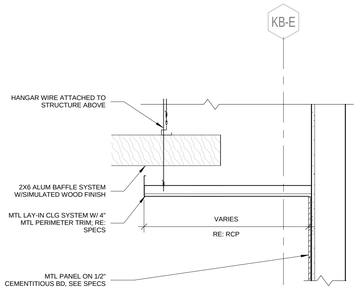

8 CEILING DETAIL
1" = 1'-0" | RE:1/FS6.12

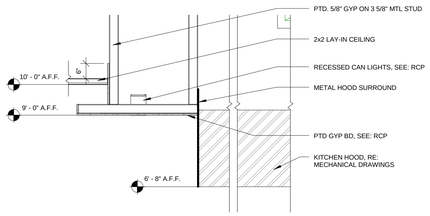

9 CEILING DETAIL
1/2" = 1'-0" | RE:2/FS6.12

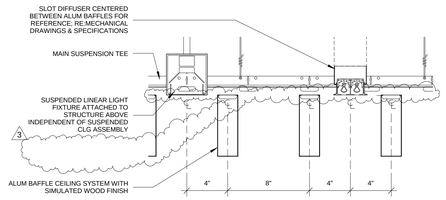

10 CEILING DETAIL
1 : 6 | RE:6/FS8.1

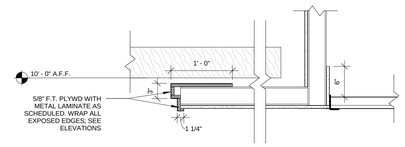

11 CEILING DETAIL
1" = 1'-0" | RE:2/FS6.11

PCO 209

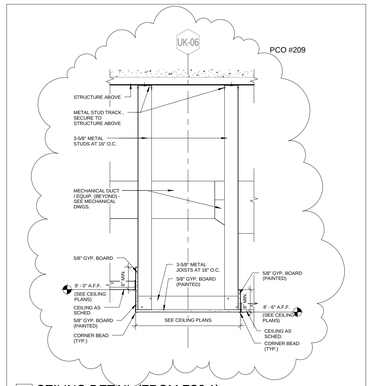

12 CEILING DETAIL (FROM FS8.1)
1" = 1'-0"

UK - STUDENT CENTER RENOVATION AND EXPANSION | BYH | 12/08/16

PCO 209.2

Omni ARCHITECTS
212 North Upper Street
Lexington, Kentucky 40507-1001
p 859.252.6664
www.omnicharchitects.com

The Drawing and the Design shown thereon are the property of Omni Architects. The reproduction, copying or other use of this Drawing or Design in whole or in part without the written consent of Omni Architects is prohibited.

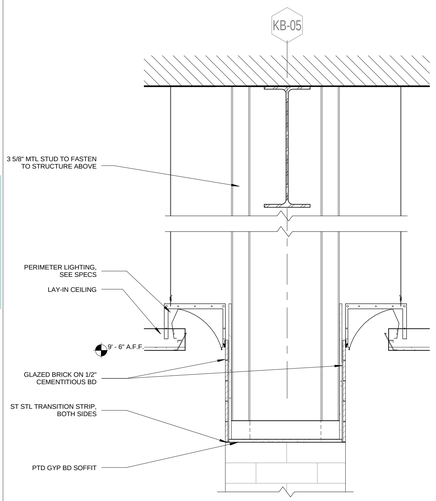

4 SOFFIT PERIMETER SECTION
1" = 1'-0" | RE:1/FS6.11

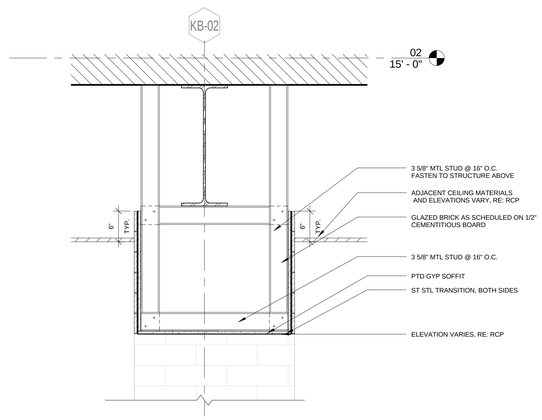

5 CEILING DETAIL
1" = 1'-0" | RE:1/FS6.10

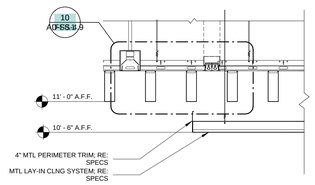

6 CEILING DETAIL
1" = 1'-0" | RE:1/FS6.12

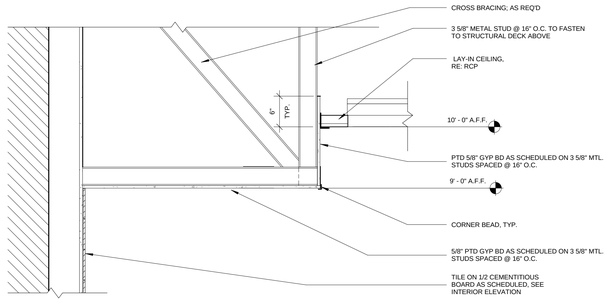

7 CEILING SECTION
1" = 1'-0" | RE:4/FS6.11

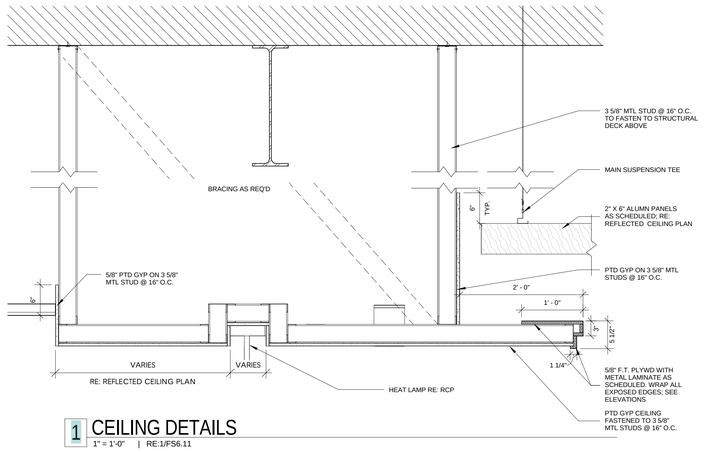

1 CEILING DETAILS
1" = 1'-0" | RE:1/FS6.11

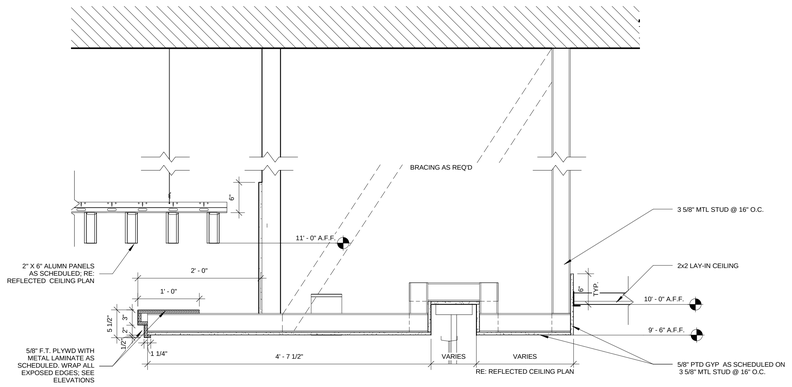

2 GRILL/TRAD SOFFIT SECTION
1" = 1'-0" | RE:4/FS6.11

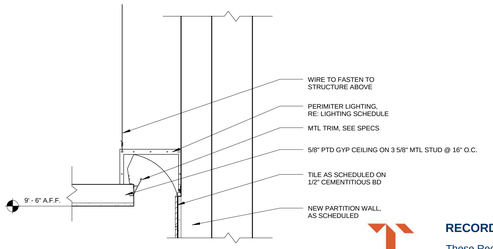

3 PERIMETER LIGHTING DETAIL
1" = 1'-0" | RE:1/FS6.11

TIPTON ASSOCIATES

RECORD DOCUMENTS - JANUARY 2019

These Record Documents have been prepared based on information provided by others. The Consultant has not verified the accuracy and/or completeness of this information and shall not be responsible for any errors or omissions that may be incorporated as a result of erroneous information provided by others.

UK - STUDENT CENTER RENOVATION AND EXPANSION - BP#3

Lexington, Kentucky

Job Number: 0990.01 | JAN 2016 | Drawn By: TA | Checked By: DZ | Revision: 3

CEILING DETAILS

Omni ARCHITECTS

212 North Upper Street
Lexington, Kentucky 40507-1001
p 859.252.6664
www.omnicharchitects.com

PERKINS + WILL

1315 Peachtree Street
Atlanta, Georgia 30309
p 404.873.2300
www.perkinswill.com

TIPTON ASSOCIATES

This Drawing and the Design shown thereon are the property of Omni Architects. The reproduction, copying or other use of this Drawing or Design in whole or in part without the written consent of Omni Architects is prohibited.

BP3 - POST BID DRAWINGS

FS8.1

BLINK FORWARD

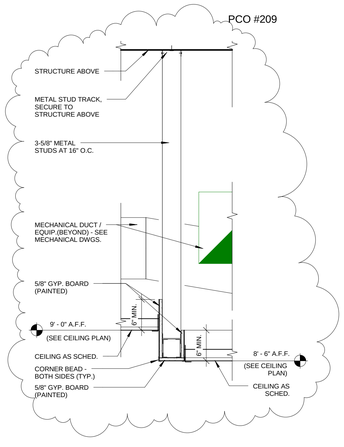

13 CEILING DETAIL (FROM FS8.1)

1" = 1'-0"

PCO 209.3

UK - STUDENT CENTER RENOVATION AND EXPANSION

BYH

12/06/16

Omni ARCHITECTS

212 North Upper Street
Lexington, Kentucky 40507-1001
p 859.252.6664 f 859.253.2358
www.omniarchitects.com

The Drawing and the Design shown thereon are the property of Omni Architects. The reproduction, copying or other use of this Drawing or design without the written consent of Omni Architects is prohibited.

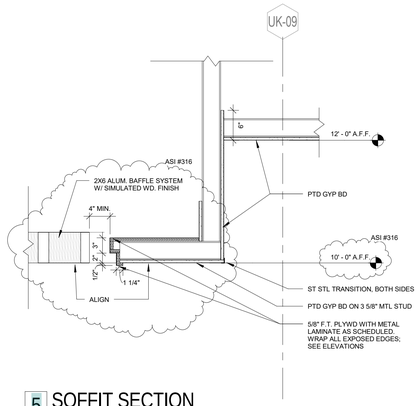

5 SOFFIT SECTION
1" = 1'-0" | RE:1/FS2.10

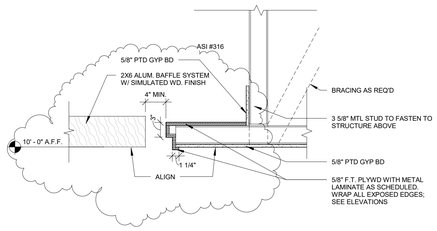

6 SOFFIT SECTION
1" = 1'-0" | RE:1/FS2.10

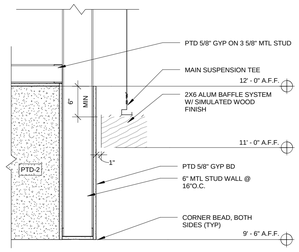

7 CEILING SECTION
1" = 1'-0" | RE:3/FS6.11

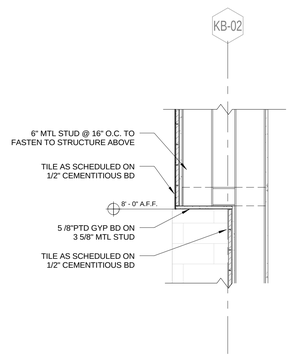

8 SOFFIT SECTION
1" = 1'-0" | RE:2/FS6.12

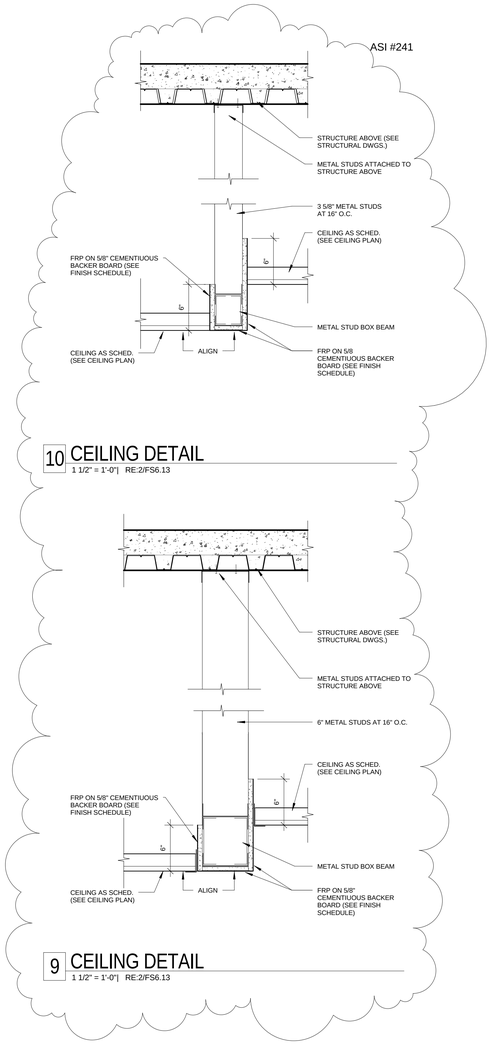

10 CEILING DETAIL
1 1/2" = 1'-0" | RE:2/FS6.13

9 CEILING DETAIL
1 1/2" = 1'-0" | RE:2/FS6.13

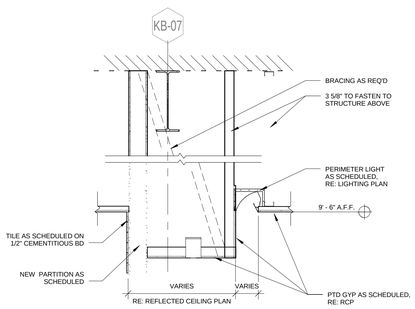

1 CEILING SECTION
1/2" = 1'-0" | RE:2/FS6.11

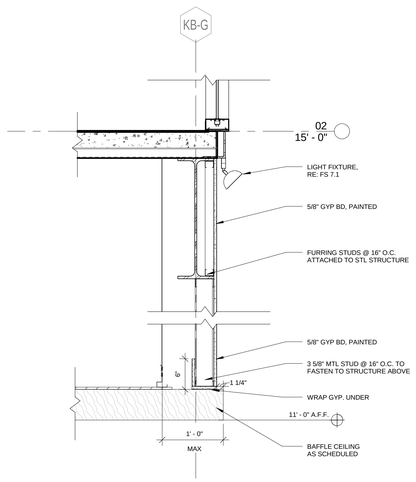

2 CEILING SECTION
1" = 1'-0" | RE:1/FS6.10

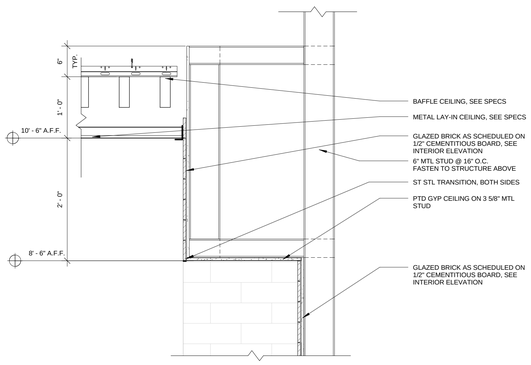

3 CEILING SECTION
1" = 1'-0" | RE:1/FS6.12

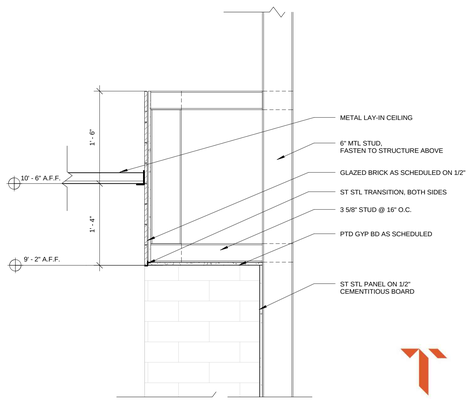

4 CEILING SECTION
1" = 1'-0" | RE:1/FS6.12

TIPTON ASSOCIATES

RECORD DOCUMENTS - JANUARY 2019

These Record Documents have been prepared based on information provided by others. The Consultant has not verified the accuracy and/or completeness of this information and shall not be responsible for any errors or omissions that may be incorporated as a result of erroneous information provided by others.

UK - STUDENT CENTER RENOVATION AND EXPANSION - BP#3

Lexington, Kentucky

CEILING DETAILS

Job Number: 0990.01 | FEB 2017 | Drawn By: TA | Checked By: DZ | Revision: 14

This Drawing and the Design shown thereon are the property of Omni Architects. The reproduction, copying or other use of this Drawing or Design without the written consent of Omni Architects is prohibited.

Omni ARCHITECTS
212 North Upper Street
Lexington, Kentucky 40507-1001
p 859.252.6664
www.omniarchitects.com

PERKINS + WILL
1315 Peachtree Street
Atlanta, Georgia 30309
p 404.873.2300
www.perkinswill.com

TIPTON ASSOCIATES

BP3 - ASI # 241

FS8.2

FLOOR FINISH LEGEND:

- NOT IN CONTRACT
- PF -01 EPOXY FLOORING
- ETF-01 TERRAZZO FLOORING
- ETF-02 TERRAZZO FLOORING
- ETF-03 TERRAZZO FLOORING

GENERAL NOTES:

1. ST. STL. CORNER GUARDS THROUGHOUT BACK OF HOUSE KITCHEN AREAS.
2. SCHLUTER BRUSHED ST. STL. EDGE PROTECTION ON ALL TILE CORNERS THROUGHOUT DINING AREAS. REFER TO SPECIFICATIONS.
3. CASEWORK CONTRACTOR TO PROVIDE BASE TEMPLATES FOR FLOORTING LAYOUT THROUGHOUT. REFER TO CASEWORK DRAWINGS.
4. COORDINATE EXACT LOCATIONS OF POURED FLOOR WITH CASEWORK SECTIONS PRIOR TO POURING.
5. ALL FLOORING TO SLOPE TO DRAIN LOCATIONS. REFER TO PLUMBING AND FOODSERVICE EQUIPMENT DRAWINGS FOR EXACT LOCATIONS.
6. REFER TO SPECIFICATIONS FOR MOST STRINGENT MOISTURE CONTENT ALLOWED IN CONCRETE SLAB BEFORE APPLYING FLOORING MATERIALS.

FLOOR PATTERN KEY NOTES:

1. TERRAZZO TO POURED FLOOR TRANSITION, RE: 6/FS9.3
2. TERRRAZZO TO TERRAZZO FLOOR TRANSITION, RE: 7/FS9.3

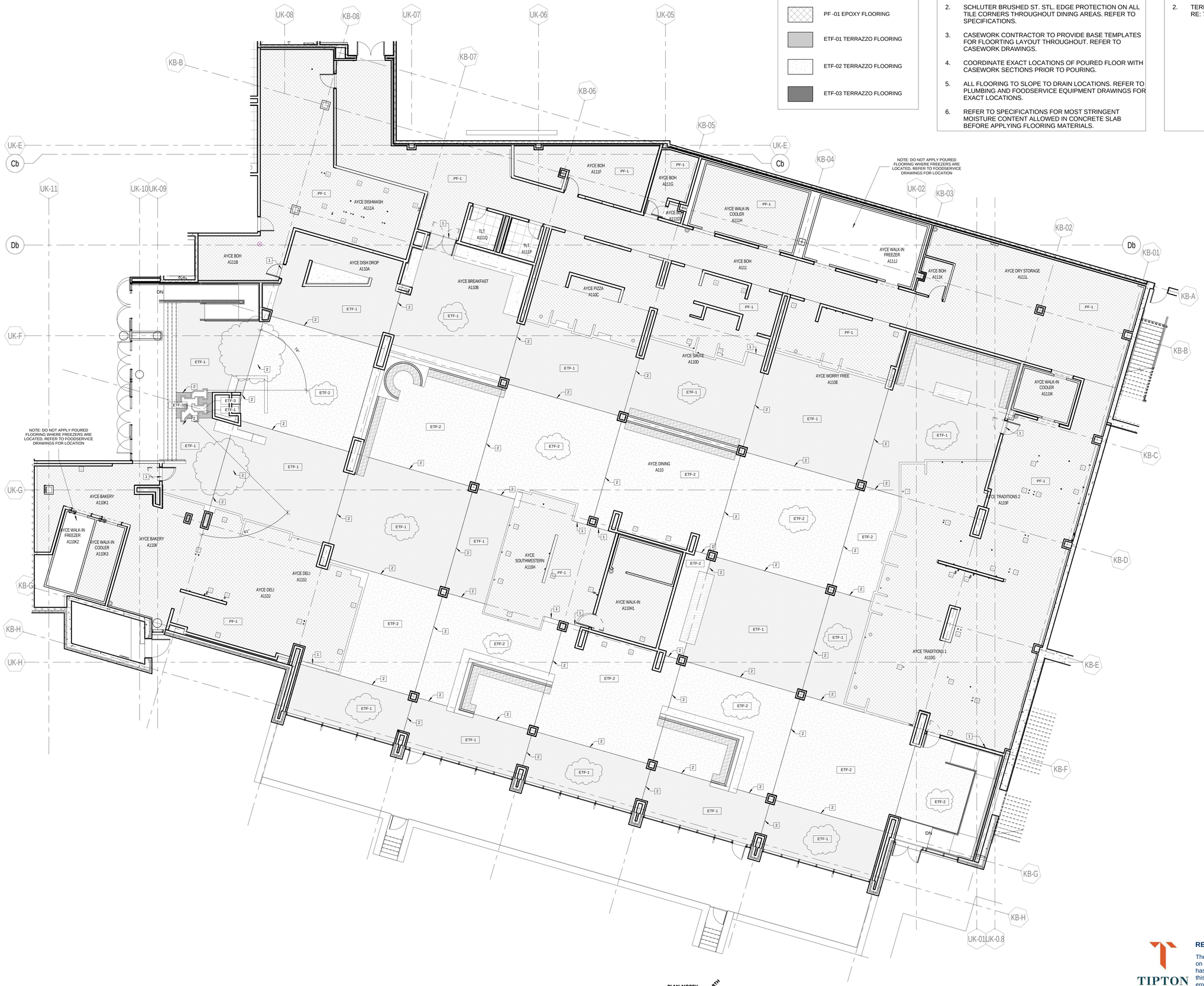

1 LEVEL 01 - RESIDENTIAL DINING FINISH FLOOR PLAN

1/8" = 1'-0" | RE:1/FS1.1

RECORD DOCUMENTS - JANUARY 2019

These Record Documents have been prepared based on information provided by others. The Consultant has not verified the accuracy and/or completeness of this information and shall not be responsible for any errors or omissions that may be incorporated as a result of erroneous information provided by others.

TIPTON ASSOCIATES

Lexington, Kentucky

UK - STUDENT CENTER RENOVATION AND EXPANSION - BP#3

ENLARGED FINISH FLOOR PLAN

Job Number: 0990.01 SEPT 2016 | Drawn By: TA | Checked By: DZ | Revision: 8

This Drawing and the Design shown thereon are the property of Omni Architects. The reproduction, copying or other use of this Drawing or Design without the express consent of Omni Architects is prohibited.

Omni ARCHITECTS
212 North Upper Street
Lexington, Kentucky 40507-1001
p. 859.252.6604
www.omniarchitects.com

PERKINS + WILL
1315 Peachtree Street
Atlanta, Georgia 30309
p. 404.873.2300
www.perkinswill.com

TIPTON ASSOCIATES

BP3 - ASI # 157

FS9.1

FLOOR FINISH LEGEND:

- NOT IN CONTRACT
- PF -01 EPOXY FLOORING
- ETF-01 TERRAZZO FLOORING
- ETF-02 TERRAZZO FLOORING
- ETF-03 TERRAZZO FLOORING

GENERAL NOTES:

1. ST. STL. CORNER GUARDS THROUGHOUT BACK OF HOUSE KITCHEN AREAS.
2. SCHLUTER BRUSHED ST. STL. EDGE PROTECTION ON ALL TILE CORNERS THROUGHOUT DINING AREAS. REFER TO SPECIFICATIONS.
3. CASEWORK CONTRACTOR TO PROVIDE BASE TEMPLATES FOR FLOORTING LAYOUT THROUGHOUT. REFER TO CASEWORK DRAWINGS.
4. COORDINATE EXACT LOCATIONS OF POURED FLOOR WITH CASEWORK SECTIONS PRIOR TO POURING.
5. ALL FLOORING TO SLOPE TO DRAIN LOCATIONS. REFER TO PLUMBING AND FOODSERVICE EQUIPMENT DRAWINGS FOR EXACT LOCATIONS.
6. REFER TO SPECIFICATIONS FOR MOST STRINGENT MOISTURE CONTENT ALLOWED IN CONCRETE SLAB BEFORE APPLYING FLOORING MATERIALS.

FLOOR PATTERN KEY NOTES:

1. TERRAZZO TO POURED FLOOR TRANSITION, RE: 6/FS9.3
2. TERRRAZZO TO TERRAZZO FLOOR TRANSITION, RE: 7/FS9.3

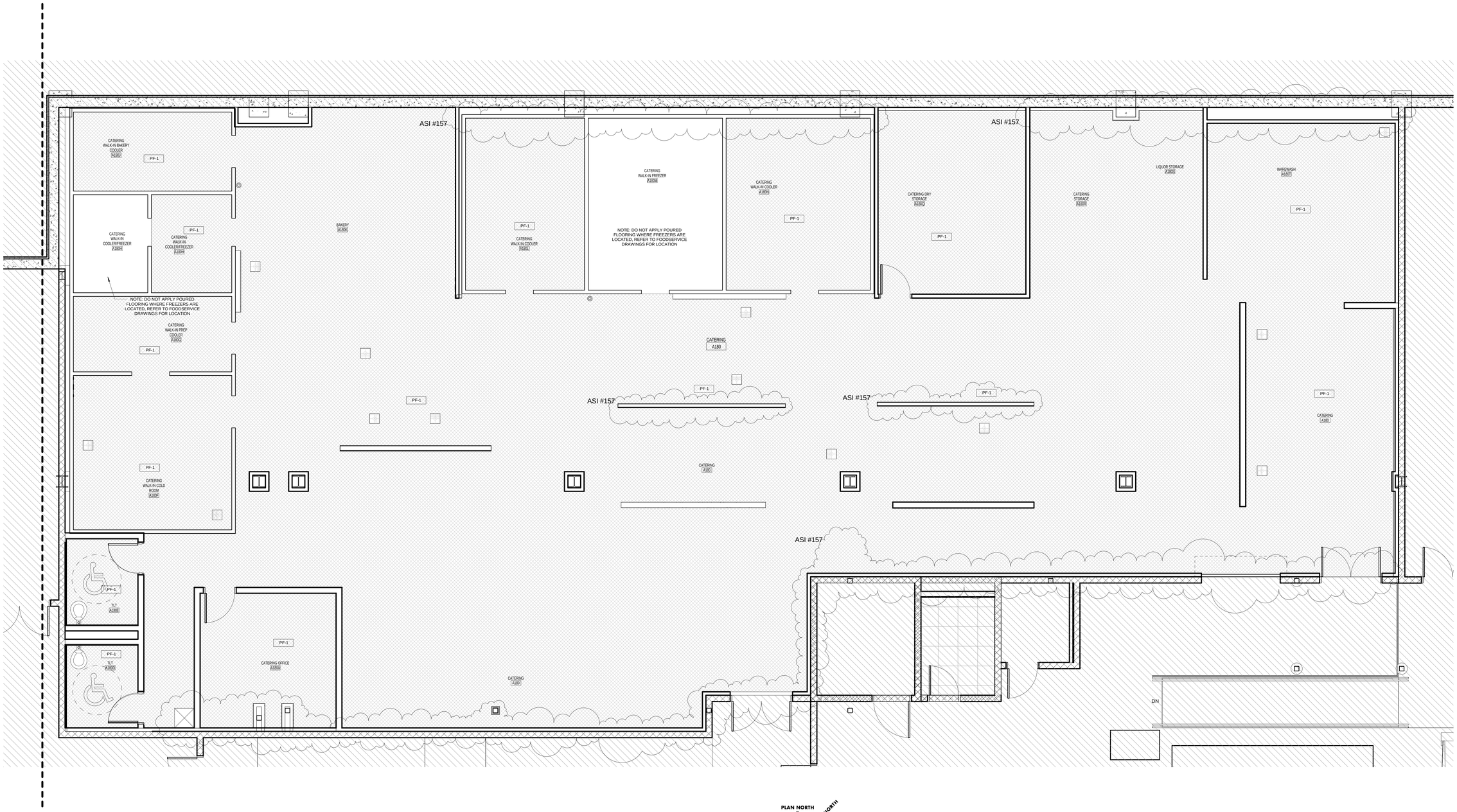

1 LEVEL 01 - CATERING KITCHEN FINISH FLOOR PLAN

1/4" = 1'-0" | RE:1/FS1.1

PLAN NORTH

TRUE NORTH

RECORD DOCUMENTS - JANUARY 2019

These Record Documents have been prepared based on information provided by others. The Consultant has not verified the accuracy and/or completeness of this information and shall not be responsible for any errors or omissions that may be incorporated as a result of erroneous information provided by others.

TIPTON ASSOCIATES

UK - STUDENT CENTER RENOVATION AND EXPANSION - BP#3

Lexington, Kentucky

ENLARGED FINISH FLOOR PLAN

Job Number: 0990.01 SEPT 2016

Drawn By: TA Checked By: DZ Revision: 8

This Drawing and the Design shown thereon are the property of Omni Architects. The reproduction, copying or other use of this Drawing or Design without the express consent of Omni Architects is prohibited.

212 North Upper Street
Lexington, Kentucky 40507-1001
p 859.252.6664
www.omniarchitects.com

Omni ARCHITECTS

PERKINS + WILL

1315 Peachtree Street
Atlanta, Georgia 30309
p 404.873.2300
www.perkinswill.com

TIPTON ASSOCIATES

BP3 - ASI # 157

FS9.2

TIPTON ASSOCIATES

RECORD DOCUMENTS - JANUARY 2019

These Record Documents have been prepared based on information provided by others. The Consultant has not verified the accuracy and/or completeness of this information and shall not be responsible for any errors or omissions that may be incorporated as a result of erroneous information provided by others.

FLOOR FINISH LEGEND:

- NOT IN CONTRACT
- PF -01 EPOXY FLOORING
- ETF-01 TERRAZZO FLOORING
- ETF-02 TERRAZZO FLOORING
- ETF-03 TERRAZZO FLOORING

GENERAL NOTES:

1. ST. STL. CORNER GUARDS THROUGHOUT BACK OF HOUSE KITCHEN AREAS.
2. SCHLUTER BRUSHED ST. STL. EDGE PROTECTION ON ALL TILE CORNERS THROUGHOUT DINING AREAS. REFER TO SPECIFICATIONS.
3. CASEWORK CONTRACTOR TO PROVIDE BASE TEMPLATES FOR FLOORTING LAYOUT THROUGHOUT. REFER TO CASEWORK DRAWINGS.
4. COORDINATE EXACT LOCATIONS OF POURED FLOOR WITH CASEWORK SECTIONS PRIOR TO POURING.
5. ALL FLOORING TO SLOPE TO DRAIN LOCATIONS. REFER TO PLUMBING AND FOODSERVICE EQUIPMENT DRAWINGS FOR EXACT LOCATIONS.
6. REFER TO SPECIFICATIONS FOR MOST STRINGENT MOISTURE CONTENT ALLOWED IN CONCRETE SLAB BEFORE APPLYING FLOORING MATERIALS.

FLOOR PATTERN KEY NOTES:

1. TERRAZZO TO POURED FLOOR TRANSITION, RE: 6/FS9.3
2. TERRRAZZO TO TERRAZZO FLOOR TRANSITION, RE: 7/FS9.3

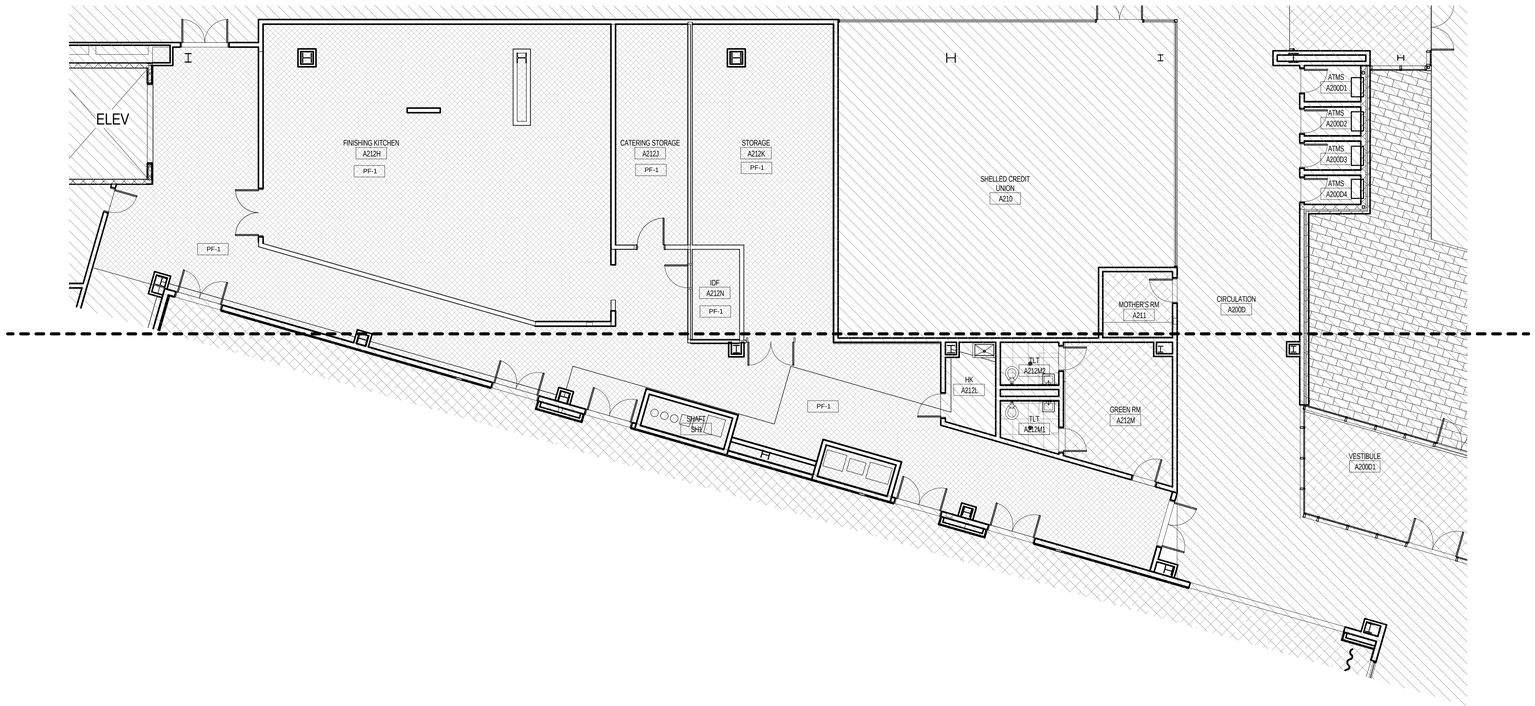

1 LEVEL 02 - GRAND BALLROOM FINISHING KITCHEN: FINISH FLOOR PLAN
1/8" = 1'-0" | RE: 1/FS1.2

PLAN NORTH
TRUE NORTH

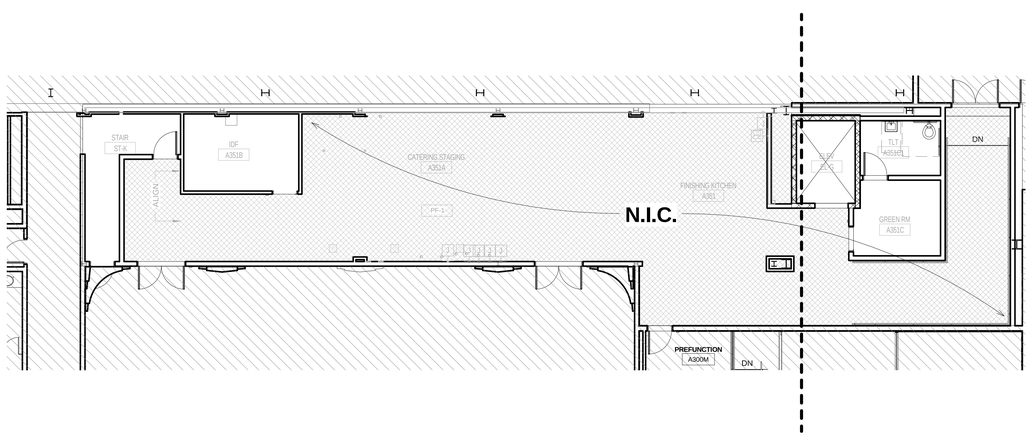

LEVEL 03 - HARRIS BALLROOM FINISHING KITCHEN: FINISH FLOOR PLAN
2 1/8" = 1'-0" | RE: 1/FS1.3

PLAN NORTH
TRUE NORTH

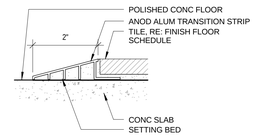

3 CONCRETE TILE TRANSITION
6" = 1'-0"

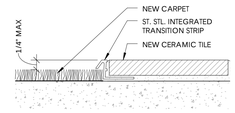

9 TILE & CARPET TRANSITION
6" = 1'-0"

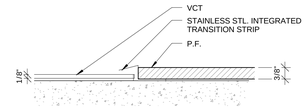

4 TRANSITION P.F. TO VCT
6" = 1'-0"

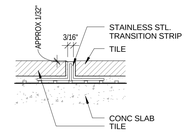

10 TILE & TILE TRANSITION
6" = 1'-0"

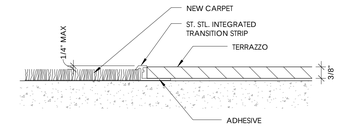

5 TERRAZZO & CARPET TRANSITION
6" = 1'-0"

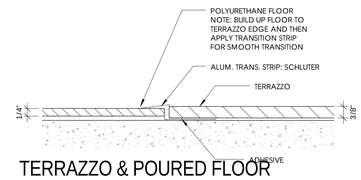

6 TERRAZZO & POURED FLOOR TRANSITION
6" = 1'-0"

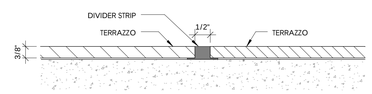

7 TERRAZZO & TERRAZZO TRANSITION
6" = 1'-0"

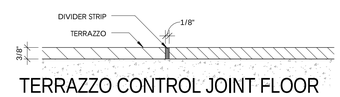

8 TERRAZZO CONTROL JOINT FLOOR TRANSITION
6" = 1'-0"

Lexington, Kentucky

UK - STUDENT CENTER RENOVATION AND EXPANSION - BP#3

ENLARGED FINISH FLOOR PLAN

Job Number: 0990.01 JAN 2016 | Drawn By: TA | Checked By: DZ | Revision:

This Drawing and the Design shown thereon are the property of Omni Architects. The reproduction, copying or other use of this Drawing or Design in whole or in part without consent of Omni Architects is prohibited.

TIPTON ASSOCIATES

PERKINS + WILL
1315 Peachtree Street
Atlanta, Georgia 30309
p 404.873.2300
www.perkinswill.com

Omni ARCHITECTS
212 North Upper Street
Lexington, Kentucky 40507-1001
p 859.252.6664
www.omnidarchitects.com

BP3 - POST BID DRAWINGS

FS9.3

Next Sheet
Index Sheet
Previous Sheet

BLINK FORWARD

Next Sheet
Index Sheet
Previous Sheet

FOODSERVICE ABBREVIATIONS

ADJ	ADJUSTABLE
AFF	ABOVE FINISHED FLOOR
ALT	ALTERNATE
ALUM	ALUMINUM
AMP	AMPERE
ANSI	AMERICAN NATIONAL STANDARDS INSTITUTE
BLDG	BUILDING
BTU	BRITISH THERMAL UNIT
C&P	CORD AND PLUG
CBT	CABINET
CFM	CUBIC FEET PER MINUTE
CL	CENTER LINE
CLG	CEILING
CMU	CONCRETE MASONRY UNIT
COL	COLUMN
CONN	CONNECTION
CU FT	CUBIC FEET
CW	COLD WATER
DFA	DOWN FROM ABOVE
DIAM	DIAMETER
DIM.	DIMENSION
DISP	DISPENSER
DIV	DIVISION
DN	DOWN
DR	DUPLEX RECEPTACLE
DTL	DETAIL
DWG	DRAWING
DWR	DRAWER
EA	EACH
EC	ELECTRICAL CONTRACTOR
EL	ELEVATION
ELEC	ELECTRICAL
EQ	EQUAL
EQPM	EQUIPMENT
ETR	EXISTING TO REMAIN
EX	EXISTING
EXH	EXHAUST
EXT	EXTERIOR
FD	FLOOR DRAIN
FEC	FIRE EXTINGUISHER CABINET
FF	FINISHED FLOOR
FIN.	FINISH(ED)
FLR	FLOOR
FLSHG	FLASHING
FLUR	FLUORESCENT
FRZ	FREEZER
FT	FOOT
FURN	FURNITURE
FW	FILTERED WATER
G	GAS
GA	GAUGE
GAL	GALLON
GALV	GALVANIZED
GC	GENERAL CONTRACTOR
GPM	GALLONS PER MINUTE
HGT	HEIGHT
HP	HORSEPOWER
HVAC	HEATING, VENTILATING, AIR CONDITIONING
HW	HOT WATER
ID	INSIDE DIAMETER
IN.	INCH
INCL	INCLUDE
INST	INSTALL(ATION)
INSUL	INSULATE(ION)
INT	INTERIOR
IW	INDIRECT WASTE
JAN	JANITOR
JB	JUNCTION BOX
JBH	JUNCTION BOX - CEILING/HORIZONTAL MOUNTED
JBW	JUNCTION BOX - WALL MOUNTED
JC	JANITOR'S CLOSET
KEC	KITCHEN EQUIPMENT CONTRACTOR
KTN	KITCHEN
KW	KILOWATT HOUR
LAM	LAMINATE
LBS	POUNDS
LKR	LOCKER
LT	LIGHT
LVR	LOUVER
MAX	MAXIMUM
MBTUH	1000 BTU/HOUR
MECH	MECHANICAL
MIN	MINIMUM
MISC	MISCELLANEOUS
MTD	MOUNTED
MTL	METAL
MUL	MULLION
NA	NOT APPLICABLE
NIC	NOT IN CONTRACT
NO.	NUMBER
NS	NO SCALE
OC	ON CENTER
OD	OUTSIDE DIAMETER
OFC	OFFICE
OH.	OVERHEAD
OPNG	OPENING
OPP	OPPOSITE
OPP H	OPPOSITE HAND
PC	PLUMBING CONTRACTOR
PERF	PERFORATE(D)
PH	PHASE
PLAM	PLASTIC LAMINATE
PLUMB	PLUMBING
PLYWD	PLYWOOD
PNL	PANEL
PREP	PREPARATION
PSI	POUNDS PER SQUARE INCH
QT	QUARRY TILE
QTY	QUANTITY
RAD	RADIUS
RCP	REFLECTED CEILING PLAN
RECP	RECEPTACLE
REFG	REFRIGERATOR
REQD	REQUIRED
RET	RETURN
RI	ROUGH-IN
RM	ROOM
RO	ROUGH OPENING
SAN	SANITARY
SCH	SCHEDULE
SHLVG	SHELVING
SHT	SHEET
SP	SPECIAL RECEPTACLE
SPEC	SPECIFICATION
SQ	SQUARE
SR	SINGLE RECEPTACLE
SS	STAINLESS STEEL
STD	STANDARD
STL	STEEL
STOR	STORAGE
STP	STATIC PRESSURE
SUP	SUPPLY
TEL	TELEPHONE
TV	TELEVISION
TYP	TYPICAL
UDS	UTILITY DISTRIBUTION SYSTEM
UNFIN	UNIFINISHED
UNK	UNKNOWN
VAC	VACUUM
VERT	VERTICAL
W/	WITH
W/O	WITHOUT
WH	WATER HEATER
WL	WALL
WT	WEIGHT

WALK-IN & ICE MACHINE REFRIGERATION GENERAL REQUIREMENTS

1 SEE WALK-IN DETAIL 4/FS15.1
2 REFRIGERATION CONTRACTOR UNDER SECTION 114000 SHALL CONNECT DRAIN(S) WITH REFRIGERATION GRADE HARD COPPER USING 1" STANDOFFS. "P" TRAP DRAIN OUTSIDE WALK-IN COMPARTMENT(S). PROVIDE AND INSTALL SLEEVES THRU WALK-IN AND BUILDING WALLS FOR DRAIN LINE(S). FOAM & CAULK AROUND SLEEVES AND DRAIN LINES. WRAP WITH DRAIN LINE HEATER AND INSULATION WHERE SUBJECT TO FREEZING TEMPERATURES.
3 OVERALL HEIGHT OF WALK-IN SHALL BE APPROX. 8' - 6" AFF FROM FINISHED FLOOR TO TOP OF WALK-IN.
4 SECTION 114000 SHALL FURNISH AND INSTALL METAL CLOSURE PANELS & TRIM TO MATCH WALK-IN FACING WHERE WALK-IN ABUTS BUILDING WALLS AND CEILING.
5 BUILDING FLOOR UNDER WALK-IN MUST BE LEVEL WITHIN PLUS OR MINUS 1/8".
6 GENERAL CONTRACTOR AND/OR SUBDIVISIONS SHALL FURNISH AND INSTALL ROOF PAD FOR SECTION 114000 FURNISHED REFRIGERATION RACK.
7 GENERAL CONTRACTOR AND/OR SUBDIVISIONS SHALL FURNISH AND INSTALL CONCRETE PAD FOR SECTION 114000 FURNISHED REFRIGERATION RACK/CONDENSING UNITS.
8 DIVISION 7 TO INSTALL SECTION 114000 FURNISHED EQUIPMENT RAILS AND PIPE CURBS FOR ROOFTOP CONDENSING UNITS.
9 REFRIGERATION CONTRACTOR UNDER SECTION 114000 SHALL FURNISH REFRIGERATION PIPING AND INSTALL CONDENSERS, CONDENSING UNITS, AND EVAPORATOR COILS. REFRIGERATION CONTRACTOR TO CHARGE, START-UP, RUN, AND CHECK FOR PROPER OPERATING TEMPERATURES.
10 SECTION 114000 FURNISHED REMOTE CONDENSERS/CONDENSING UNITS FOR ICE MACHINES SHALL BE INSTALLED ON BUILDING ROOF DIRECTLY ABOVE ICE MACHINE.
11 REFRIGERATION CONTRACTOR UNDER SECTION 114000 SHALL INSTALL PRECHARGED REFRIGERATION LINE SETS FOR ICE MACHINES.

BEVERAGE SYSTEM GENERAL REQUIREMENTS

1 ALL CONDUIT BENDS ARE TO BE SMOOTH WIDE SWEEPS WITH 30" MIN. RADIUS. NO 90° OR 45° ANGLES
2 PVC CONDUIT IS TO BE WATER TIGHT.
3 LIMIT 3 BENDS PER CONDUIT RUN.
4 PROVIDE PULL-BOX FOR OVERHEAD CONDUIT RUNS EVERY 3 BENDS OR 75' - 0".
5 CAP CONDUITS DURING CONSTRUCTION.

PLUMBING GENERAL REQUIREMENTS (DIVISION 22)

1 FOODSERVICE DRAWINGS INDICATE PLUMBING CONNECTIONS FOR EQUIPMENT SPECIFIED UNDER SECTION 114000 OF THE CONTRACT. ADDITIONAL PLUMBING REQUIREMENTS ARE NOT INDICATED ON FOODSERVICE DRAWINGS.
2 ROUGH-INS, PIPING, AND FINAL CONNECTIONS TO ALL FOODSERVICE EQUIPMENT SHALL BE COMPLETED UNDER DIVISION 22.
3 FLOOR DRAINS ARE INDICATED FOR KITCHEN EQUIPMENT. ADDITIONAL DRAINS MAY BE REQUIRED UNDER DIVISION 22.
4 DIVISION 22 SHALL SUPPORT ALL SUPPLY AND DRAIN LINES TIGHT AGAINST UNDERSIDE OF EQUIPMENT TO ALLOW SPACE FOR CLEANING.
5 ALL DIMENSIONS ARE SHOWN FROM FINISHED FLOORS, FINISHED WALLS, AND/OR COLUMN CENTERLINES TO CENTER OF ROUGH-IN.
6 SECTION 114000 SHALL FURNISH ALL EQUIPMENT FAUCETS, BASKET WASTES, TWIST/LEVER WASTES, GAS HOSES, & PRESSURE REGULATORS AS SPECIFIED. DIVISION 22 SHALL INSTALL ALL FAUCETS, BASKET WASTES, TWIST/LEVER WASTES, GAS HOSES, & PRESSURE REGULATORS WITH THE NECESSARY COMPONENTS AND SUPPLY NIPPLES TO MAKE FINAL CONNECTIONS; INCLUDING THE INSTALLATION OF COMPONENTS NOT SHOWN OR SHIPPED LOOSE.
7 ALL PLUMBING LINES TO BE CONCEALED WITHIN WALLS, CEILINGS, AND FLOORS WHERE POSSIBLE.

PLUMBING NOTES (DIVISION 22)

1 INSTALL SECTION 114000 FURNISHED FAUCET(S).
2 INSTALL SECTION 114000 FURNISHED TWIST WASTE/LEVER(S).
3 INSTALL SECTION 114000 FURNISHED QUICK DISCONNECT(S) & RESTRAINING DEVICE(S) PER MANUFACTURER'S RECOMMENDATIONS.
4 INSTALL SECTION 114000 FURNISHED FLOOR TROUGH(S). REFER TO DETAIL 6&7/FS15.1.
5 EXTEND AND/OR CONNECT DRAIN(S).
6 MANIFOLD DRAINS TO SINGLE CONNECTION.
7 FURNISH AND INSTALL BALL VALVE IN DRAIN LINE. VALVE TO BE IN EASILY ACCESSIBLE LOCATION.
8 INSTALL SECTION 114000 FURNISHED WATER FILTER. PIPING FROM FILTER OUTLET TO POINTS OF USE SHALL BE CONCEALED WITHIN WALLS AND CEILINGS. EXTEND DRAIN(S) TO FLOOR SINK/FLOOR DRAIN.
9 INSTALL SECTION 114000 FURNISHED SOLENOID VALVE(S), VACUUM BREAKER(S), FLOW CONTROL(S), PRESSURE REGULATOR(S), AND WATER INLET(S).
10 CONNECT 180°F WATER FROM BOOSTER HEATER OUTLET TO DISHWASHER INLET. INSTALL TEMPERATURE/PRESSURE GAUGE(S) AND PRESSURE REGULATOR. CONNECT BOOSTER HEATER DRAIN(S) IN HARD COPPER TO FLOOR SINK/FLOOR DRAIN.
11 INSTALL SECTION 114000 FURNISHED DRAIN LINE TEMPERING KIT PER MANUFACTURER'S RECOMMENDATIONS.
12 CONNECT DRAIN(S) WITH REFRIGERATION GRADE HARD COPPER USING 1" STANDOFFS. "P" TRAP DRAIN OUTSIDE WALK-IN COMPARTMENT(S). PROVIDE AND INSTALL SLEEVES THRU WALK-IN AND BUILDING WALLS FOR DRAIN LINE(S). FOAM & CAULK AROUND SLEEVES AND DRAIN LINES. WRAP WITH DRAIN LINE HEATER AND INSULATION WHERE SUBJECT TO FREEZING TEMPERATURES.
13 INSTALL SECTION 114000 FURNISHED HOSE REEL, MIXING VALVE, CHROME FITTINGS, VACUUM BREAKER, AND CONTROL VALVE.
14 INSTALL SECTION 114000 FURNISHED FIRE SUPPRESSION SYSTEM GAS SHUT OFF VALVE. MUST BE ACCESSIBLE AND NOT CONCEALED IN WALL OR CEILING.
15 PROVIDE GRAY WATER AND SLURRY PIPING TO AND FROM SECTION 114000 FURNISHED PULPER, TROUGH, AND WATER EXTRACTOR. INSTALL SECTION 114000 FURNISHED TROUGH INLET NOZZLES AND PROVIDE SHUT OFF VALVE AT EACH NOZZLE.
16 VERIFY UTILITIES FOR EXISTING & NIC EQUIPMENT.

ELECTRICAL GENERAL REQUIREMENTS (DIVISION 26)

1 FOODSERVICE DRAWINGS INDICATE ELECTRICAL CONNECTIONS FOR EQUIPMENT SPECIFIED UNDER SECTION 114000 OF THE CONTRACT. ADDITIONAL ELECTRICAL REQUIREMENTS ARE NOT INDICATED ON FOODSERVICE DRAWINGS.
2 ROUGH-INS, INTERWIRING, AND FINAL CONNECTIONS TO ALL FOODSERVICE EQUIPMENT SHALL BE COMPLETED UNDER DIVISION 26.
3 PROVIDE DEDICATED CIRCUITS FOR FOODSERVICE EQUIPMENT.
4 ALL DIMENSIONS ARE SHOWN FROM FINISHED FLOORS, FINISHED WALLS, AND/OR COLUMN CENTERLINES TO CENTER OF ROUGH-IN.
5 DIVISION 26 SHALL FURNISH AND INSTALL ALL NECESSARY COMPONENTS TO MAKE FINAL CONNECTIONS; INCLUDING THE INSTALLATION OF COMPONENTS NOT SHOWN OR SHIPPED LOOSE.
6 ALL ELECTRICAL CONDUIT TO BE CONCEALED WITHIN WALLS, CEILINGS, AND FLOORS WHERE POSSIBLE.

ELECTRICAL NOTES (DIVISION 26)

1 FURNISH AND INSTALL CORD AND PLUG SET(S).
2 CONNECT SECTION 114000 FURNISHED CORD AND PLUG SET(S).
3 FURNISH AND INSTALL DEVICE & COVER IN SECTION 114000 FURNISHED JUNCTION BOX.
4 CONNECT TO JUNCTION BOX, DEVICE, & COVER FURNISHED UNDER SECTION 114000.
5 CONNECT WITH LIQUID TIGHT CONDUIT FROM JUNCTION BOX TO EQUIPMENT/DEVICES.
6 CONNECT WITH LIQUID TIGHT CONDUIT THRU CONTROL TO EQUIPMENT.
7 CONNECT THRU DISPOSER CONTROL TO SOLENOID VALVE AND MOTOR.
8 FURNISH AND INSTALL WIRING TO SECTION 114000 FURNISHED REMOTE CONTROL SWITCHES.
9 FURNISH AND INSTALL SWITCH. CONNECT TO LIGHTS FURNISHED AND INSTALLED UNDER SECTION 114000.
10 CONNECT POWER SUPPLY TO SECTION 114000 FURNISHED LOAD CENTER. COUNTER SHALL BE PREWIRED AND SHIPPED IN SECTIONS. CONNECT BETWEEN SECTIONS.
11 CONNECT TO SECTION 114000 FURNISHED JUNCTION BOX ABOVE WALK-IN DOOR. LIGHT FIXTURE LOCATED ADJACENT/ABOVE DOOR IS PREWIRED TO FACTORY MOUNTED LIGHT SWITCH. MOUNT ADDITIONAL SECTION 114000 FURNISHED LIGHTS WHERE INDICATED AND CONNECT TO SWITCH. ALL CONDUIT SHALL BE EXPOSED ON TOP OF THE WALK-IN. NO EXPOSED CONDUIT WILL BE ALLOWED INSIDE THE WALK-IN.
12 FOAM & SEAL INSIDE AND OUTSIDE OF CONDUIT PENETRATIONS THRU WALK-IN.
13 CONNECT SECTION 114000 FURNISHED TEMPERATURE ALARM SYSTEM. COORDINATE WITH BUILDING SYSTEMS.
14 CONNECT TO SECTION 114000 FURNISHED FUSED DISCONNECT AT CONDENSING UNIT.
15 INSTALL SECTION 114000 FURNISHED DEFROST TIMER. CONNECT THRU TIMER TO EVAPORATOR COIL.
16 CONNECT FROM SECTION 114000 FURNISHED CONDENSING UNIT, THRU DEFROST TIMER, TO EVAPORATOR COIL.
17 PROVIDE NEMA RECEPTACLE WITH WEATHER COVER BEHIND FREEZER EVAPORATOR COIL FOR DRAIN LINE HEATER.
18 CONNECT EXHAUST FAN THRU FAN CONTROL CONTACTS IN DISHWASHER.
19 CONNECT TABLE LIMIT SWITCH TO DRY CONTACT ON SECTION 114000 FURNISHED DISHMACHINE.
20 CONNECT DRAIN WATER TEMPERING DEVICE PER MANUFACTURER'S RECOMMENDATIONS.
21 CONNECT THRU SECTION 114000 FURNISHED LIGHT SWITCH MOUNTED IN FACE OF HOOD OR HOOD CONTROL CABINET TO LIGHT FIXTURES IN HOOD(S). INTERWIRE LIGHT FIXTURES BETWEEN HOOD SECTONS AS REQUIRED.
22 CONNECT THRU SECTION 114000 FURNISHED FAN CONTROL SWITCH MOUNTED IN FACE OF HOOD OR HOOD CONTROL CABINET TO EXHAUST FAN(S)/MAKE-UP AIR UNIT(S). INTERWIRE THRU MOTOR STARTER(S)/VARIABLE FREQUENCY DRIVE(S) AND OVERLOAD PROTECTION DEVICE(S) AS REQUIRED.
23 CONNECT 120 VOLT FROM SECTION 114000 FURNISHED MICROSWITCH IN FIRE SUPPRESSION SYSTEM CONTROL PANEL TO SHUNT TRIP BREAKER(S) FOR SHUT DOWN OF POWER TO ALL ELECTRICAL DEVICES UNDER HOOD(S) AND 18" OUTSIDE PERIMETER OF HOOD(S). CONNECT FROM MICROSWITCH TO DIVISION 26 FURNISHED RELAY(S) OR SWITCHES FOR SHUT DOWN/CONTROL OF HOOD LIGHTS, MAKE-UP AIR FAN, AND FIRE ALARM SYSTEM.
24 CONNECT 120 VOLT FROM SECTION 114000 FURNISHED MICROSWITCH IN FIRE SUPPRESSION SYSTEM CONTROL PANEL THRU MANUAL RESET RELAY TO ELECTRIC GAS VALVE.
25 PROVIDE CONCEALED CONDUIT AND RECESSED OCTAGONAL JUNCTION BOX IN WALL AT 42"-48" AFF FOR REMOTE MANUAL PULL STATION(S). COORDINATE LOCATION(S) WITH FIRE SUPPRESSION SYSTEM CONTRACTOR AND AUTHORITIES HAVING JURISDICTION PRIOR TO ROUGH-IN.
26 VERIFY UTILITIES FOR EXISTING/NIC EQUIPMENT.
27 INSTALL 3/4" EMPTY CONDUIT AND JUNCTION BOX FOR DATA CONNECTION. VERIFY EXACT REQUIREMENTS AND TERMINATION POINTS PRIOR TO ROUGH-IN.
28 VERIFY UTILITIES FOR EXISTING/NIC EQUIPMENT.

VENTILATION GENERAL REQUIREMENTS

1 DIVISION 23 SHALL FURNISH AND INSTALL EXHAUST HOODS, EXHAUST/SUPPLY FAN(S), CURBS, AND DUCTWORK.
2 DIVISION 7 SHALL FLASH-IN ALL ROOF CURBS FOR EXHAUST/SUPPLY FAN(S).
3 ALL EXHAUST AND SUPPLY AIR SYSTEMS FOR EXHAUST HOODS TO BE TESTED AND BALANCED BY THE DIVISION 23 CONTRACTOR.
4 FIRE SUPPRESSION SYSTEM FOR EXHAUST HOODS SHALL BE FURNISHED AND INSTALLED BY DIVISION 23.

TIPTON ASSOCIATES

RECORD DOCUMENTS - JANUARY 2019

These Record Documents have been prepared based on information provided by others. The Consultant has not verified the accuracy and/or completeness of this information and shall not be responsible for any errors or omissions that may be incorporated as a result of erroneous information provided by others.

PLUMBING LEGEND

COLD WATER
HOT WATER
CHILLED WATER IN
CHILLED WATER RETURN
DIRECT WASTE
FLOOR DRAIN
FLOOR SINK - FULL GRATE
FLOOR SINK - PARTIAL GRATE
FLOOR SINK - NO GRATE
FUNNEL FLOOR DRAIN
HUB FLOOR DRAIN
GAS DROP FROM MANIFOLD
SS STEAM SUPPLY
CR CONDENSATE RETURN
PIPING STUB UP
F FILTERED WATER

ELECTRICAL LEGEND

DUPLEX RECEPTACLE
GFCI GFCI RECEPTACLE
WP WEATHERPROOF RECEPTACLE
SINGLE RECEPTACLE
SPECIAL PURPOSE RECEPTACLE
DOUBLE DUPLEX RECEPTACLE
FLUSH FLOOR MOUNT RECEPTACLE
J JUNCTION BOX - CEILING MOUNTED
JUNCTION BOX - WALL MOUNTED
S SWITCH
V/D VOICE & DATA CONNECTION
VOICE CONNECTION
DATA CONNECTION
F MANUAL PULL STATION
CLG DROP CORD MOUNTED FROM CEILING
C CONDUIT STUB LOCATION
T DEFROST TIME CLOCK
DISCONNECT
LIGHT - RECTANGULAR
LIGHT - ROUND
MOTOR

VENTILATION LEGEND

EXHAUST DUCT CONNECTION
ROUND EXHAUST DUCT CONNECTION
SOLID FUEL EXHAUST DUCT CONNECTION
SOLID FUEL ROUND EXHAUST DUCT CONNECTION
SUPPLY DUCT CONNECTION

FOODSERVICE SHEET LIST

NO.	SHEET NAME
AD-FS-1	Addendum #3 Walk-In
AD-FS-2	Addendum #3 Walk-In Plumb
AD-FS-3	Addendum #3 Walk-In Elec
GENERAL	
FS10.1	FOODSERVICE GENERAL NOTES, LEGENDS, SHEET INDEX
FS10.1.1	FOODSERVICE PLUMBING ROUGH-IN SCHEDULES
FS10.1.2	FOODSERVICE PLUMBING ROUGH-IN SCHEDULES
FS10.1.3	FOODSERVICE ELECTRICAL ROUGH-IN SCHEDULES
FS10.1.4	FOODSERVICE ELECTRICAL ROUGH-IN SCHEDULES
EQUIPMENT PLANS	
FS11.1	FOODSERVICE OVERALL - AYCE DINING EQUIPMENT PLAN
FS11.1.1	FOODSERVICE AYCE DINING EQUIPMENT PLAN - ENLARGED AREAS
FS11.1.2	FOODSERVICE AYCE DINING EQUIPMENT PLAN - ENLARGED AREAS
FS11.1.3	FOODSERVICE AYCE DINING EQUIPMENT PLAN - ENLARGED AREAS
FS11.1.4	FOODSERVICE CATERING KITCHEN EQUIPMENT PLAN
FS11.2	FOODSERVICE MAIN BALLROOM EQUIPMENT PLAN
FS11.3	FOODSERVICE HARRIS BALLROOM EQUIPMENT PLAN - NIC AND CHICK-FIL-A WALK-IN
PLUMBING ROUGH-INS	
FS12.1	FOODSERVICE PLUMBING ROUGH-IN PLAN - AYCE DINING
FS12.1.1	FOODSERVICE PLUMBING ROUGH-IN PLAN - AYCE DINING
FS12.1.2	FOODSERVICE PLUMBING ROUGH-IN PLAN - AYCE DINING
FS12.1.3	FOODSERVICE PLUMBING ROUGH-IN PLAN - AYCE DINING
FS12.1.4	FOODSERVICE PLUMBING ROUGH-IN PLAN - AYCE DINING
FS12.1.5	FOODSERVICE PLUMBING ROUGH-IN PLAN - AYCE DINING
FS12.1.6	FOODSERVICE PLUMBING ROUGH-IN PLAN - CATERING KITCHEN
FS12.1.7	FOODSERVICE PLUMBING ROUGH-IN PLAN - CATERING KITCHEN
FS12.2.1	FOODSERVICE PLUMBING ROUGH-IN PLAN - GRAND BALLROOM
FS12.2.2	FOODSERVICE PLUMBING ROUGH-IN PLAN - GRAND BALLROOM
FS12.3.1	FOODSERVICE PLUMBING ROUGH-IN PLAN - HARRIS BALLROOM - NIC AND CHICK-FIL-A WALK-IN
ELECTRICAL ROUGH-INS	
FS13.1	FOODSERVICE ELECTRICAL ROUGH-IN PLAN - AYCE DINING
FS13.1.1	FOODSERVICE ELECTRICAL ROUGH-IN PLAN - AYCE DINING
FS13.1.2	FOODSERVICE ELECTRICAL ROUGH-IN PLAN - AYCE DINING
FS13.1.3	FOODSERVICE ELECTRIC ROUGH-IN PLAN - CATERING KITCHEN
FS13.2.1	FOODSERVICE ELECTRIC ROUGH-IN PLAN - GRAND BALLROOM
FS13.3.1	FOODSERVICE ELECTRIC ROUGH-IN PLAN - HARRIS BALLROOM - NIC AND CHICK-FIL-A WALK-IN
SPECIAL CONDITIONS	
FS14.1	FOODSERVICE SPECIAL CONDITIONS PLAN - AYCE DINING
FS14.1.1	FOODSERVICE SPECIAL CONDITIONS PLAN - AYCE DINING
FS14.1.2	FOODSERVICE SPECIAL CONDITIONS PLAN - AYCE DINING
FS14.1.3	FOODSERVICE SPECIAL CONDITIONS PLAN - AYCE DINING SODA LINES
FS14.1.4	FOODSERVICE SPECIAL CONDITIONS PLAN - CATERING KITCHEN
FS14.2.1	FOODSERVICE SPECIAL CONDITIONS PLAN - GRAND BALLROOM
FS14.3.1	FOODSERVICE SPECIAL CONDITIONS PLAN - HARRIS BALLROOM - NIC
DETAILS & ELEVATIONS	
FS15.1	FOODSERVICE DETAILS

DEFINITION OF TERMS

FURNISH SUPPLY AND DELIVER TO APPROPRIATE CONTRACTOR FOR INSTALLATION.
INSTALL FURNISH TO PROJECT SITE INCLUDING UNLOADING, UNPACKING, ASSEMBLY, ERECTING, PLACING, ANCHORING, PROTECTING, CLEANING AND SIMILAR OPERATIONS; READY FOR FINAL UTILITY CONNECTIONS BY APPROPRIATE CONTRACTOR.
PROVIDE FURNISH AND INSTALL COMPLETE, READY FOR INTENDED USE.

WALL BLOCKING SCHEDULE - (DIVISION 6)

WB-1 FROM 16" AFF TO 28" AFF
WB-2 FROM 12" AFF TO 24" AFF
WB-3 FROM 24" AFF TO 48" AFF
WB-4 FROM 48" AFF TO 72" AFF
WB-5 FROM 60" AFF TO 72" AFF
WB-6 FROM 72" AFF TO CEILING
WB-7 FROM 84" AFF TO 102" AFF

NOTE: ALL WALL BLOCKING TO BE 5/8" PLYWOOD OR 18GA METAL WHERE REQUIRED.

GENERAL CONTRACTOR REQUIREMENTS (DIVISIONS 3, 6, 7, & 9)

1 THE GENERAL CONTRACTOR AND/OR SUBDIVISIONS SHALL FURNISH AND INSTALL WALL BLOCKING WHERE WALLS REQUIRE REINFORCEMENT. LENGTHS OF WALL BLOCKING ARE NOMINAL: ALWAYS EXTEND TO THE NEXT STUD IN EACH DIRECTION.
2 GENERAL CONTRACTOR AND/OR SUBDIVISIONS TO PROVIDE REINFORCEMENT ABOVE FINISHED CEILING FOR HANGING OF SECTION 114000 FURNISHED EQUIPMENT. COORDINATE EXACT SIZE AND REQUIREMENTS WITH SECTION 114000.
3 GENERAL CONTRACTOR AND/OR SUBDIVISIONS SHALL FURNISH ANY AND ALL FIRE-RESISTANT RATED SHAFTS (IF REQUIRED) FOR EXHAUST HOOD DUCTS IN ACCORDANCE WITH ALL BUILDING CODES.

GENERAL FOODSERVICE AND HEALTH CODE REQUIREMENTS

1 ALL FOODSERVICE EQUIPMENT AND INSTALLATION SHALL COMPLY WITH THE CURRENT EDITION OF CODES, RULES AND REGULATIONS OF THE GOVERNING HEALTH DEPARTMENT AUTHORITIES AND BE MANUFACTURED IN STRICT COMPLIANCE WITH AND, IF APPLICABLE, BEAR THE SEAL OF UL, NEMA, ASME, NSF, ETL, AGA, OSHA AND NFPA.
2 CEILING AND WALL SURFACES ADJACENT TO OR ABOVE ANY FOOD PREPARATION AREA, INCLUDING KITCHEN, DISHWASHING AND SERVING AREAS, ETC., SHALL BE SMOOTH, EASILY CLEANABLE AND LIGHT IN COLOR. ANY MATERIALS NOT CLEARLY CONSISTENT WITH THIS REQUIREMENT SHOULD BE SUBMITTED TO THE LOCAL HEALTH JURISDICTION FOR PRIOR APPROVAL OF USE. LAY IN CEILING TILE MUST BE NON-POROUS AND NON-FISSURED PANELS ONLY. A CORROSION RESISTANT SUSPENSION SYSTEM IS RECOMMENDED.
3 CONSTRUCT PARTITION WALLS BETWEEN KITCHEN AREAS AND PUBLIC AREAS FOR MAXIMUM SOUND CONTROL.
4 FLOORS IN FOOD PREPARATION, FOOD STORAGE, UTENSIL WASHING AND JANITORIAL AREAS SHALL MEET HEALTH DEPARTMENT REQUIREMENTS AND SHALL HAVE COVED BASE.
5 THERE SHALL BE A MINIMUM 50 FOOT-CANDLES OF LIGHT ON ALL WORKING SURFACES AND EQUIPMENT IN FOOD PREPARATION AND UTENSIL WASHING AREAS; INCLUDING WORK SURFACES OF EQUIPMENT LOCATED UNDER EXHAUST HOODS. WALK-IN COOLER/FREEZERS AND DRY STORAGE ROOMS TO HAVE A MINIMUM OF 20 FOOT CANDLE POWER.
6 LAMP GUARDS OR SLEEVES, SOLID PLASTIC LENSES OR APPROVED COATED BULBS SHALL BE USED ON ALL LIGHTING IN EQUIPMENT OR OVER FOOD CONTACT AREAS.
7 BACKSPLASHES ON EQUIPMENT SHALL BE SEALED TO WALLS WITH SILICONE SEALANT IN A NEAT WORKMANLIKE MANNER. SEALANT MUST BE APPROVED BY THE NATIONAL SANITATION FOUNDATION (NSF).
8 SPACE BETWEEN ALL EQUIPMENT AND WALL, CEILING, FLOORS AND ADJOINING UNITS NOT PORTABLE AND HAVING ENCLOSED BODIES SHALL BE COMPLETELY SEALED AGAINST ENTRANCE OF FOOD PARTICLES OR VERMIN BY MEANS OF SILICONE SEALANT OR TRIM STRIPS.
9 EQUIPMENT PLACED ON TABLES AND COUNTERS SHALL BE READILY MOVABLE, COMPLETELY SEALED TO WORK SURFACE, OR MOUNTED ON LEGS NO LESS THAN 4 INCHES IN HEIGHT IF EQUIPMENT WEIGHS MORE THAN 75 POUNDS.
10 ALL FLOOR MOUNTED EQUIPMENT SHALL BE INSTALLED ON EITHER A MINIMUM OF 6 INCH HIGH STAINLESS STEEL LEGS WITH ADJUSTABLE SANITARY FEET, MOUNTED ON CASTERS, OR RESTING ON 6 INCH HIGH RAISED CURBS.
11 DISHWASHERS, WHERE APPLICABLE, SHALL BE DESIGNED WITH A HIGH TEMPERATURE FINAL RINSE OF 180°F AND WASH CYCLE TEMPERATURES OF 160°F.
12 ALL REFRIGERATION EQUIPMENT SHALL HAVE THERMOMETERS WHICH ARE EASILY READABLE, IN PROPER WORKING CONDITION, AND ACCURATE WITHIN A RANGE OF PLUS OR MINUS 2°.
13 VACUUM BREAKERS, WHEN REQUIRED, SHALL BE A MINIMUM OF 6 INCHES ABOVE THE FLOOD LEVEL RIM WITH NO SHUT OFF DEVICES BEYOND THE DISCHARGE OF THE VACUUM BREAKER.
14 HANDWASHING FACILITIES ARE REQUIRED FOR FOOD PREPARATION, SERVING AND UTENSIL WASHING AREAS AND WILL BE SHOWN ON THE FOODSERVICE EQUIPMENT PLANS.
15 NEW EXHAUST HOODS SHALL BE CONSTRUCTED TO MEET THE LOCAL BUILDING CODES AND MEET THE FOLLOWING STANDARDS: NSF, UL AND NFPA-96. NEW HOODS ARE TO BEAR UL CLASSIFIED LABEL WITHOUT DAMPERS IN EXHAUST VENT COLLARS. HOODS SHALL BE DESIGNED WITH A MINIMUM OF 6 INCH OVERHANG AT ALL EXPOSED COOKING AREAS.
16 THE EXHAUST HOODS AND EXHAUST DUCT SYSTEMS SHALL BE PROVIDED WITH AN AUTOMATIC FIRE EXTINGUISHING SYSTEM. THE FIRE SUPPRESSION SYSTEM SHALL BE ENGINEERED, SIZED AND INSTALLED IN ACCORDANCE WITH UL 300, NFPA AND BUILDING CODES.

UK - STUDENT CENTER RENOVATION AND EXPANSION - BP#3

Lexington, Kentucky

FOODSERVICE GENERAL NOTES, LEGENDS, SHEET INDEX

Job Number: 4968 | NOV 2015 | Drawn By: MLL | Checked By:JPZ | Revision:

This Drawing and the Design shown thereon are the property of Omni Architects. The reproduction, copying or otherwise use of this Drawing without the written consent of Omni Architects is prohibited.

PERKINS + WILL
1315 Peachtree Street
Atlanta, Georgia 30309
p 404.873.2300
www.perkinswill.com

Omni ARCHITECTS
212 North Upper Street
Lexington, Kentucky 40507-1001
p 859.252.6664
www.omniarchitects.com

BP3 - POST BID DRAWINGS

FS10.1

BLINK FORWARD

FOODSERVICE PLUMBING SCHEDULE CATERING

ITEM NO.	QTY	DESCRIPTION	SUPPLY HOT WATER SIZE	SUPPLY HOT WATER HGT AFF	SUPPLY COLD WATER SIZE	SUPPLY COLD WATER HGT AFF	SUPPLY FILTERED WATER SIZE	SUPPLY FILTERED WATER HGT AFF	WASTE DIRECT SIZE	WASTE DIRECT HGT AFF	WASTE INDIRECT SIZE	WASTE INDIRECT IW#	PLUMBING REMARKS	GAS SIZE	GAS MBTU/H	GAS HGT AFF	GAS REMARKS
CK1.1	1	WALK IN COOLER EVAPORATOR COIL									3/4"	IW68	NOTE 12				
CK1.2	1	WALK-IN COOLER CONDENSING UNIT			3/4"								CHILLED WATER SYSTEM				
CK2.1	1	WALK IN COOLER EVAPORATOR COIL									3/4"	IW67	NOTE 12				
CK2.2	1	WALK-IN COOLER CONDENSING UNIT			3/4"								CHILLED WATER SYSTEM				
CK3.1	1	WALK IN FREEZER EVAPORATOR COIL									3/4"	IW67	NOTE 12				
CK3.2	1	WALK-IN FREEZER CONDENSING UNIT			3/4"								CHILLED WATER SYSTEM				
CK4.1	1	WALK IN COOLER EVAPORATOR COIL									3/4"	IW61	NOTE 12				
CK4.2	1	WALK-IN COOLER CONDENSING UNIT			3/4"								CHILLED WATER SYSTEM				
CK5.1	1	WALK IN COOLER EVAPORATOR COIL									3/4"	IW62	NOTE 12				
CK5.2	1	WALK-IN COOLER CONDENSING UNIT			3/4"								CHILLED WATER SYSTEM				
CK5.4	1	14" x 36" FLOOR TROUGH							3"				NOTE 4				
CK6	1	HAND SINK	1/2"	18"	1/2"	18"			1 1/2"	24"			NOTE 1, 5				
CK7	1	120" X 36" WORK TABLE W/ SINK									1 1/2"	IW63	NOTE 5				
CK7.1	1	FAUCET	1/2"	18"	1/2"	18"							NOTE 1				
CK9	1	120" X 36" WORK TABLE W/ SINK									1 1/2"	IW62	NOTE 5				
CK9.1	1	FAUCET	1/2"		1/2"								NOTE 1				
CK11.1	1	WALK IN COOLER EVAPORATOR COIL									3/4"	IW61	NOTE 12				
CK11.2	1	WALK-IN COOLER CONDENSING UNIT			3/4"								CHILLED WATER SYSTEM				
CK12.1	1	WALK IN FREEZER EVAPORATOR COIL									3/4"	IW60	NOTE 12				
CK12.2	1	WALK-IN FREEZER CONDENSING UNIT			3/4"								CHILLED WATER SYSTEM				
CK13.1	1	WALK IN COOLER EVAPORATOR COIL									3/4"	IW60	NOTE 12				
CK13.2	1	WALK-IN COOLER CONDENSING UNIT			3/4"								CHILLED WATER SYSTEM				
CK17	2	HAND SINK	1/2"	18"	1/2"	18"			1 1/2"	24"			NOTE 1, 5				
CK18	1	120" X 36" PREP TABLE WITH SINK									1 1/2"	IW61	NOTE 5				
CK18.1	2	FAUCET	1/2"	18"	1/2"	18"							NOTE 1				
CK18.2	1	72" X 36" PREP TABLE WITH SINK	1/2"	18"	1/2"	18"					1 1/2"	IW61	NOTE 5				
CK22	1	CONVECTION STEAMER			1/2"	8"	1/2"				1 1/2"	FT	NOTE 8	3/4"	125.0		NOTE 3
CK22.1	1	WATER FILTER ASSEMBLY			1/2"	48"							NOTE 8				
CK23	2	24" X 96" FLOOR TROUGH							4"				NOTE 4				
CK24	2	40 GAL. TILT SKILLET	1/2"	24"	1/2"	24"							NOTE 1	3/4"	20.0		NOTE 3
CK25	1	60 GAL. TILTING KETTLE	1/2"	24"	1/2"	24"							NOTE 1	3/4"	140.0		NOTE 3
CK29	2	36" RANGE W/SALAMANDER BROILER												3/4"	236.0		NOTE 3
CK30	4	COMBI OVEN			3/4"	24"	3/4"				2"	IW69		3/4"	70.0		NOTE 3; (2) CONNECTIONS
CK30.1	2	WATER FILTER ASSEMBLY			1/2"	48"							NOTE 8				
CK31	1	120" X 36" WORK TABLE W/ SINK									1 1/2"	IW70	NOTE 5				
CK31.1	1	SWING FAUCET	1/2"		1/2"								NOTE 1				
CK33	1	72" GRIDDLE												1"	180.0		NOTE 3
CK35	1	72" CHARBROILER												3/4"	144.0		NOTE 3
CK38	1	ROLL-IN PROOFER					1/4"	72"			1/2"	IW75	NOTE 5				
CK38.1	1	WATER FILTER ASSEMBLY			1/2"	48"							NOTE 8				
CK40	1	(3) BATTERY FRYER W/ BUILT-IN FILTER												1"	240.0		NOTE 3
CK40.1	1	FRYER												1"	160.0		NOTE 3
CK42	1	HAND SINK	1/2"	18"	1/2"	18"			1 1/2"	24"			NOTE 1, 5				
CK49	1	HAND SINK	1/2"	18"	1/2"	18"			1 1/2"	24"			NOTE 1, 5				
CK51	1	156" X 36" WORK TABLE W/ SINK									1 1/2"	IW64	NOTE 5				
CK51.1	1	SWING FAUCET	1/2"		1/2"								NOTE 1				
CK54	1	ROLL-IN COMBI STEAMER/OVEN			3/4"	12"	3/4"	12"			2"	IW66		1"	215.0		NOTE 3
CK54.1	1	WATER FILTER ASSEMBLY			1/2"	48"							NOTE 8				
CK55	1	OVEN/PROOFER					1/4"	18"									
CK55.1	1	WATER FILTER ASSEMBLY			1/2"	48"							NOTE 8				
CK56	1	18" GAS RANGE												3/4"	90.0		NOTE 3
CK57	1	(2) 10 GAL. KETTLE W/ BASE	1/2"	24"	1/2"	24"					1 1/2"	IW65	NOTE 1, 5	1"	300.0		NOTE 3
CK60	1	THREE COMPARTMENT SINK	1/2"	16"	1/2"	16"			1 1/2"	14"			NOTE 1, 2, 5, 6, (2) FAUCET CONNECTIONS			3	
CK61	3	ICE MACHINE					3/4"	90"			3/4"	FT					
CK61.1	3	ICE BIN									1"	FT					
CK61.2	3	WATER FILTER			1/2"	84"							NOTE 8				
CK61.3	3	24" x 60" FLOOR TROUGH							3"				NOTE 4				
CK64	1	SOILED DISHTABLE W/ SCRAP SINK									1 1/2"	IW74	NOTE 1, 5				
CK65.1	1	PRE-RINSE FAUCET	1/2"	18"	1/2"	18"							NOTE 1				
CK66	1	WAREWASHER	1/2"	12"							2"	IW74	NOTE 10, 11				
CK66.1	1	DRAIN LINE TEMPERING KIT			1/2"	12"											
CK71	4	COFFEE BREWER					1/2"	60"									
CK72	1	BEVERAGE COUNTER									3/4"	IW71, IW72	NOTE 5				
CK80	1	MOP SINK											NOTE 16				
CK80.1	1	FAUCET											NOTE 16				

FOODSERVICE PLUMBING SCHEDULE GRAND BALLROOM

ITEM NO.	QTY	DESCRIPTION	SUPPLY HOT WATER SIZE	SUPPLY HOT WATER HGT AFF	SUPPLY COLD WATER SIZE	SUPPLY COLD WATER HGT AFF	SUPPLY FILTERED WATER SIZE	SUPPLY FILTERED WATER HGT AFF	WASTE DIRECT SIZE	WASTE DIRECT HGT AFF	WASTE INDIRECT SIZE	WASTE INDIRECT IW#	PLUMBING REMARKS	GAS SIZE	GAS MBTU/H	GAS HGT AFF	GAS REMARKS
GB4	4	COMBI OVEN			3/4"		3/4"				2"			3/4"	70.0		
GB4.1	1	WATER FILTER ASSEMBLY			1/2"	72"	1/2"										
GB5	1	36" RANGE W/SALAMANDER BROILER												3/4"	236.0		
GB9	1	144" X 60" WORK TABLE W/SINK									1 1/2"	IW80	NOTE 1, 2, 5				
GB9.1	1	SWING FAUCET	1/2"		1/2"								NOTE 1				
GB12	1	HAND SINK	1/2"	18"	1/2"	18"			1 1/2"	24"			NOTE 1, 5				
GB17	3	ICE MACHINE					3/4"	90"			3/4"	FT	NOTE 5, 8				
GB17.1	3	ICE BIN									1"	FT	NOTE 5, 8				
GB17.2	3	WATER FILTER			1/2"	84"							NOTE 8				
GB19	3	24" x 60" FLOOR TROUGH							3"				NOTE 4				
GB22	2	BEVERAGE COUNTER									3/4"	IW81, IW82					
GB22.1	2	FAUCET	1/2"	18"	1/2"	18"							NOTE 1, 5				
GB22.2	2	WATER FILTER			1/2"	84"							NOTE 8				
GB23.1	4	ICE MACHINE					3/8"	84"			3/4"						
GB23.2	2	BAG-N-BOX SODA SYSTEM			1/2"	18"							NOTE 16				
GB24	4	COFFEE BREWER					1/2"	60"									
GB25	4	JUICE DISPENSER					1/2"						NOTE 16; FILTERED WATER				
GB29	1	SOILED DISHTABLE									1 1/2"	IW81					
GB30.1	1	PRE-RINSE FAUCET	1/2"	18"	1/2"	18"							NOTE 1				
GB31	1	THREE (3) COMPARTMENT SINK	1/2"	18"	1/2"	18"			1 1/2"	14"			NOTE 1, 2, 5, 6, (2) FAUCET CONNECTIONS				
GB32	1	WAREWASHER	1/2"	12"							2"	IW81	NOTE 10, 11				
GB32.1	1	DRAIN LINE TEMPERING KIT			1/2"	12"											
GB35	4	HAND SINK	1/2"	18"	1/2"	18"			1 1/2"	24"			NOTE 1, 5				

FOODSERVICE PLUMBING SCHEDULE HARRIS BALLROOM

ITEM NO.	QTY	DESCRIPTION	SUPPLY HOT WATER SIZE	SUPPLY HOT WATER HGT AFF	SUPPLY COLD WATER SIZE	SUPPLY COLD WATER HGT AFF	SUPPLY FILTERED WATER SIZE	SUPPLY FILTERED WATER HGT AFF	WASTE DIRECT SIZE	WASTE DIRECT HGT AFF	WASTE INDIRECT SIZE	WASTE INDIRECT IW#	PLUMBING REMARKS	GAS SIZE	GAS MBTU/H	GAS HGT AFF	GAS REMARKS
HB2	1	174" X 36" WORK TABLE W/ SINKS									1 1/2"	IW92	NOTE 2, 5				
HB2.1	1	FAUCET	1/2"	18"	1/2"	18"							NOTE 1				
HB3	1	HAND SINK	1/2"	18"	1/2"	18"			1 1/2"	24"			NOTE 1, 5				
HB4	1	174" X 36" WORK TABLE W/ SINK									1 1/2"	IW93, IW94	NOTE 2, 5				
HB4.1	1	FAUCET	1/2"	18"	1/2"	18"							NOTE 1				
HB4.2	1	WATER FILTER			1/2"	84"							NOTE 8				
HB5.1	1	BAG-N-BOX SODA SYSTEM			1/2"	18"							NOTE 16				
HB6	2	COFFEE BREWER					1/2"	60"									
HB7	2	JUICE DISPENSER					1/2"						NOTE 16; FILTERED WATER				
HB12	2	ICE MACHINE					3/4"	90"			3/4"	FT	NOTE 5, 8				
HB12.1	2	ICE BIN									1"	FT	NOTE 5				
HB12.2	2	WATER FILTER			1/2"	84"							NOTE 8				
HB13	2	24" x 60" FLOOR TROUGH							3"				NOTE 4				
HB17	1	HAND SINK	1/2"	18"	1/2"	18"			1 1/2"	24"			NOTE 1, 5				
HB20	1	WAREWASHER DOOR TYPE	1/2"	42"							1 1/2"	IW90					
HB20.1	1	DRAIN LINE TEMPERING KIT			1/2"	12"					1 1/2"	IW90	NOTE 11				
HB21.1	1	PRE-RINSE FAUCET	1/2"	18"	1/2"	18"							NOTE 1				
HB22	1	SOILED DISHTABLE									1 1/2"	IW90					

FOODSERVICE PLUMBING SCHEDULE - CHICK-FIL-A WALK-IN

ITEM NO.	QTY	DESCRIPTION	SUPPLY HOT WATER SIZE	SUPPLY HOT WATER HGT AFF	SUPPLY COLD WATER SIZE	SUPPLY COLD WATER HGT AFF	SUPPLY FILTERED WATER SIZE	SUPPLY FILTERED WATER HGT AFF	WASTE DIRECT SIZE	WASTE DIRECT HGT AFF	WASTE INDIRECT SIZE	WASTE INDIRECT IW#	PLUMBING REMARKS	GAS SIZE	GAS MBTU/H	GAS HGT AFF	GAS REMARKS
CW2	1	WALK-IN COOLER CONDENSING UNIT			3/4"								CHILLED WATER SYSTEM				
CW2.1	1	WALK IN COOLER EVAPORATOR COIL									3/4"	IW95	NOTE 12				
CW4	1	WALK-IN FREEZER CONDENSING UNIT			3/4"								CHILLED WATER SYSTEM				
CW4.1	1	WALK IN FREEZER EVAPORATOR COIL									3/4"	IW95	NOTE 12				

3

TIPTON ASSOCIATES

RECORD DOCUMENTS - JANUARY 2019

These Record Documents have been prepared based on information provided by others. The Consultant has not verified the accuracy and/or completeness of this information and shall not be responsible for any errors or omissions that may be incorporated as a result of erroneous information provided by others.

BP3 - POST BID DRAWINGS

FS10.1.2

BLINK FORWARD

UK - STUDENT CENTER RENOVATION AND EXPANSION - BP#3

Lexington, Kentucky

FOODSERVICE PLUMBING ROUGH-IN SCHEDULES

Job Number: 4968 | NOV 2015 | Drawn By: RRR | Checked By:JPZ | Revision3

Omni ARCHITECTS
212 North Upper Street
Lexington, Kentucky 40507-1001
p 859.252.6664
www.omniarchitects.com

PERKINS + WILL
1315 Peachtree Street
Atlanta, Georgia 30309
p 404.873.2300
www.perkinswill.com

This Drawing and the Design shown thereon are the property of Omni Architects. The reproduction, copying or otherwise use of this Drawing or Design without the written consent of Omni Architects is prohibited.

FOODSERVICE ELECTRICAL SCHEDULE - PRODUCE/DELI/BAKERY

ITEM NO.	QTY	DESCRIPTION	ELECTRICAL					CONNECTION				ELECTRICAL REMARKS
			VOLTS	PHASE	KW	HP	AMP	TYPE	NEMA	ROUTING	HGT AFF	
BD3	1	72" X 36" WORK TABLE	120	1			15.00	C&P	5-20R	WL	48"	(2) CONVENIENCE OUTLETS
BD5	1	WALK-IN FREEZER	120	1			15.00	JBOX		DFA		NOTE 11, 12
BD6	1	WALK-IN FREEZER CONDENSING UNIT	208	3		3	12.30	DIRECT		DFA		NOTE 14
BD7	1	WALK IN FREEZER EVAPORATOR COIL	208	1			1.80	JBOX		DFA		NOTE 12, 16, 17
BD9	1	WALK-IN COOLER	120	1			10.00	JBOX		DFA		NOTE 11, 12
BD10	1	WALK-IN COOLER CONDENSING UNIT	208	3		1	4.70	DIRECT		DFA		NOTE 14
BD11	1	WALK IN COOLER EVAPORATOR COIL	120	1			1.80	JBOX		DFA		NOTE 12, 15
BD14	2	UNDERCOUNTER DISHWASHER	208	3			23.90	JBOX		WL	12"	NOTE 5, 20; DWT 120V/1PH, 15.0 AMP, C&P @ 12" AFF
BD16	1	108" X 36" WORKTABLE								FLR		PROVIDES ELECTRICAL SERVICE FOR ITEM #BD18
BD18	1	12 QT MIXER	208	1		1/2	5.00	JBOX				NOTE 5; ELECTRICAL SERVICE PROVIDED BY ITEM #BD16
BD19	1	60 QT. MIXER	208	3	2.08	2.7	10.00	JBOX		WL	54"	NOTE 5
BD20	1	120" X 36" PREP TABLE WITH SINK								FLR		PROVIDES ELECTRICAL SERVICE FOR ITEM #BD21
BD21	2	2 SECTION UNDERCOUNTER REFRIGERATOR	120	1	0.73	1/6	6.10	C&P	5-20P			ELECTRICAL SERVICE PROVIDED FROM ITEM #BD20
BD23	1	COMBI OVEN	120	1	0.84		7.00	JBOX		WL	12"	NOTE 23
BD23.1	1	COMBI OVEN	120	1	0.84		7.00	JBOX		WL	48"	NOTE 23
BD24	1	ROLL-IN COMBI OVEN	208	3	2.00		9.60	JBOX		WL	12"	NOTE 23
BD25	1	EXHAUST HOOD						JBOX		DFA		NOTE 28
BD25.1	1	FIRE SUPPRESSION SYSTEM						JBOX		DFA		NOTE 28
BD26	1	BREAD SLICER	120	1		1/3	6.20	C&P	5-20P	WL	48"	
BD27	2	2 SECTION REACH-IN REFRIGERATOR	120	1	1.09	1/2	9.10	C&P	5-15P	WL	82"	
BD29	1	108" X 36" WORKTABLE										PROVIDES ELECTRICAL SERVICE FOR ITEM #BD32 & BD60
BD30	1	108" X 36" PREP TABLE WITH SINK										PROVIDES ELECTRICAL SERVICE FOR ITEM #BD31
BD31	2	FOOD PROCESSER	120	1		1 1/2	12.00	C&P	5-20P			ELECTRICAL SERVICE PROVIDED FROM ITEM #BD30
BD32	5	48" UNDERCOUNTER REFRIGERATOR	120	1	0.77	1/5	6.40	C&P	5-20P			ELECTRICAL SERVICE PROVIDED FROM ITEM #BD29 & BD43
BD33	3	DROP-IN SOUP WELL	120	1	0.50		4.20	JBOX		WL	18"	
BD37	1	FROST TOP	120	1		1/4	7.50	C&P	5-20P	WL	18"	
BD39	1	DROP-IN COLD FOOD PAN	120	1		1/5	4.00	C&P	5-20P	WL	18"	
BD40	2	DROP-IN COLD FOOD PAN	120	1		1/5	4.00	C&P	5-20P	WL	18"	
BD43	1	108" X 36" WORKTABLE								FLR		PROVIDES ELECTRICAL SERVICE FOR ITEM #BD32
BD47	1	DUAL TEMP DROP-IN WELL	120	1		1/4	25.00	JBOX		WL	18"	
BD47.1	1	TRACK W/ HEAT LAMPS	120	1			4.20	JBOX		DFA		
BD48	1	36" REFRIGERATED EQUIPMENT STAND	120	1	0.68	1/5	5.70	C&P	5-20P	WL	18"	NOTE 23
BD49	1	36" GRIDDLE	208	1			49.00	JBOX		WL	24"	NOTE 23
BD50	1	EXHAUST HOOD						JBOX		DFA		NOTE 28
BD50.1	1	FIRE SUPPRESSION SYSTEM						JBOX		DFA		NOTE 28
BD52	1	48" SANDWICH PREP UNIT	120	1	1.00	1/3	8.30	C&P	5-20P	WL	18"	
BD54	1	72" WORKTOP REFRIGERATOR	120	1	1.02	1/3	8.50	C&P	5-20P			NOTE 23; ELECTRICAL SERVICE PROVIDED BY #BD43
BD56	1	TURBO CHEF	208	1	9.57		46.00	C&P	6-50P			NOTE 23; ELECTRICAL SERVICE PROVIDED BY #BD43
BD57	2	PANINI GRILL	208	1	3.00		12.00	C&P	6-15P			NOTE 23; ELECTRICAL SERVICE PROVIDED BY #BD43
BD60	1	SLICER	120	1		1/2	5.60	C&P	5-20P			ELECTRICAL SERVICE PROVIDED BY ITEM #BD29
BD61	1	EXHAUST HOOD						JBOX		DFA		NOTE 28
BD61.1	1	FIRE SUPPRESSION SYSTEM						JBOX		DFA		NOTE 28

FOODSERVICE ELECTRICAL SCHEDULE - DISHROOM/BREAKFAST

ITEM NO.	QTY	DESCRIPTION	ELECTRICAL					CONNECTION				ELECTRICAL REMARKS
			VOLTS	PHASE	KW	HP	AMP	TYPE	NEMA	ROUTING	HGT AFF	
DB3	1	DISH MACHINE	480	3		5 1/3	86.50	JBOX		DFA		BLOWER DRYER, 480V/3PH, 56.6 AMPS, JBOX, DFA
DB4	1	TRAY ACCUMULATOR / CONVEYOR	208	1			6.60	JBOX		WL	24"	ALSO FOR LIGHTS: 120V/1PHASE, 2.0 AMPS,JBOX, DFA
DB5	1	PULPER	480	3		6	14.80	JBOX		WL	60"	NOTE 5
DB13	1	MILK DISPENSER						JBOX				NOTE 28
DB14	1	REFRIGERATED DISPLAY CASE	120	1	0.52	1/6	4.30	C&P	5-20P	WL	48"	
DB15	2	DROP-IN COLD FOOD PAN	120	1		1/5	4.00	C&P	5-20P	WL	18"	
DB18	2	CONVEYOR TOASTER	120	1	1.80		15.00	C&P	5-20P	WL	48"	
DB19	2	WAFFLE MAKER						JBOX				NOTE 28
DB21	1	JUICE DISPENSER						JBOX				NOTE 28
DB22	1	DUAL COFFEE BREWER						JBOX				NOTE 28
DB24	1	SHALLOW DEPTH UNDERCOUNTER REFRIGERATOR	120	1		1/6	4.00	C&P	5-20P	WL	18"	

FOODSERVICE ELECTRICAL SCHEDULE - PIZZA/SAUTE/WORRY FREE/WALK-INS

ITEM NO.	QTY	DESCRIPTION	ELECTRICAL					CONNECTION				ELECTRICAL REMARKS
			VOLTS	PHASE	KW	HP	AMP	TYPE	NEMA	ROUTING	HGT AFF	
PW3	2	2 SECTION ROLL-IN REFRIGERATOR	120	1		1/2	11.80	C&P	5-20P	WL	82"	
PW4	1	EXHAUST HOOD						JBOX		DFA		NOTE 28
PW4.1	1	FIRE SUPPRESSION SYSTEM						JBOX		DFA		NOTE 28
PW6	1	CONVEYOR PIZZA OVEN	208	1	6.00		27.00	C&P	6-50P	WL	48"	FOR FUTURE
PW8	1	60" REFRIGERATED PIZZA TABLE	120	1	0.95	1/3	7.90	C&P	5-20P	WL	18"	
PW9	1	TRIPLE DECK PIZZA OVEN	208	3	12.00		39.00	JBOX		WL		NOTE 23; (3) CONNECTIONS, AT 18", 36", AND 48" AFF
PW10	1	EXHAUST HOOD						JBOX		DFA		NOTE 28
PW10.1	1	FIRE SUPPRESSION SYSTEM						JBOX		DFA		NOTE 28
PW14	1	DROP-IN COLD WELL	120	1		1/5	4.00	C&P	5-20P	WL	18"	
PW15	5	PIZZA STONE	120	1	0.42		3.50	C&P	5-20P	WL	18"	
PW16	3	2 SECTION UNDERCOUNTER REFRIGERATOR	120	1	0.73	1/6	6.10	C&P	5-20P	WL	18"	
PW17	1	TRACK W/ HEAT LAMPS	120	1			8.30	JBOX		DFA		
PW17.1	3	TRACK W/ HEAT LAMPS	120	1			4.20	JBOX		DFA		
PW18	2	DUAL TEMP DROP-IN WELL	120	1		1/4	25.00	JBOX		WL	18"	
PW21	1	FIRE & ICE STATION	120	1			12.60	C&P	5-20P	WL	18"	NOTE 23
PW22	1	EXHAUST HOOD						JBOX		DFA		NOTE 28
PW22.1	1	FIRE SUPPRESSION SYSTEM						JBOX		DFA		NOTE 28
PW24	1	1 SECTION REACH-IN REFRIGERATOR	120	1	0.58	1/3	4.80	C&P	5-20P	WL	82"	
PW26	3	UNDERCOUNTER DISHWASHER	208	3			23.90	JBOX		WL	12"	NOTE 5, 20; DWT 120V/1PH, 15.0 AMP, C&P @ 12" AFF
PW27	1	DROP-IN COLD FOOD PAN	120	1		1/5	4.00	C&P	5-20P	WL	18"	
PW29	1	(1) FRYER W/ BUILT-IN FILTER	208	3			61.00	JBOX		WL	18"	NOTE 23; FILTER: 120V/1PH, 9.0 AMPS C&P @ 18" AFF
PW29.1	1	DUMP STATION	120	1	0.75		6.30	C&P	5-20P	WL	18"	NOTE 23
PW33	1	EXHAUST HOOD						JBOX		DFA		NOTE 28
PW33.1	1	FIRE SUPPRESSION SYSTEM						JBOX		DFA		NOTE 28
PW34	1	48" UNDERCOUNTER REFRIGERATOR	120	1	0.77	1/5	6.40	C&P	5-20P	WL	18"	
PW35	1	PIZZA DOUGH PRESS	120	1	2.20		18.30	C&P	5-20P	WL	48"	
PW38	1	12 QT MIXER	208	1		1/2	5.00	JBOX		WL		
PW39	4	RICE COOKER	120	1	0.65		5.50	C&P	5-20P	WL		18" AFF AT FRONT COUNTER, 48" AFF AT TABLE (ITEM #PW64)
PW40	1	TURBO CHEF	208	1	9.57		46.00	C&P	6-50P	WL	48"	
PW42	1	DUAL TEMP DROP-IN	120	1		1/4	21.00	JBOX		WL	18"	ALSO PROVIDE 240V
PW44	1	COUNTERTOP FREEZER	120	1	0.80	1/3	6.70	C&P	5-20P	WL	18"	
PW45	1	REFRIGERATED DISPLAY CASE	120	1	0.62	1/5	5.20	C&P	5-20P	WL	18"	
PW46	1	CONVEYOR TOASTER	120	1	1.80		15.00	C&P	5-20P	WL	18"	
PW47	1	WALK-IN COOLER	120	1			10.00	JBOX		DFA		NOTE 11, 12
PW48	1	WALK-IN COOLER CONDENSING UNIT	208	3		2	7.50	DIRECT		DFA		NOTE 14
PW49	2	WALK IN COOLER EVAPORATOR COIL	120	1			3.60	JBOX		DFA		NOTE 12, 15
PW51	1	WALK-IN FREEZER	120	1			15.00	JBOX		DFA		NOTE 11, 12
PW52	1	WALK-IN FREEZER CONDENSING UNIT	208	3		4	27.20	DIRECT		DFA		NOTE 14
PW53	2	WALK IN FREEZER EVAPORATOR COIL	208	1			1.40	JBOX		DFA		NOTE 12, 16, 17
PW56	1	WALK-IN COOLER	120	1			10.00	JBOX		DFA		NOTE 11,1 2
PW57	1	WALK-IN COOLER CONDENSING UNIT	208	3		1	4.70	DIRECT		DFA		NOTE 14
PW58	1	WALK IN COOLER EVAPORATOR COIL	120	1			1.80	JBOX		DFA		NOTE 12, 15
PW66	1	2 SECTION UNDERCOUNTER FREEZER	120	1	0.73	1/4	6.10	C&P	5-20P	WL	18"	
PW68	2	BAG-N-BOX SODA SYSTEM	120	1			15.00	C&P	5-20P			NOTE 28

FOODSERVICE ELECTRICAL SCHEDULE - SOUTHWESTERN/BEVERAGE

ITEM NO.	QTY	DESCRIPTION	ELECTRICAL					CONNECTION				ELECTRICAL REMARKS
			VOLTS	PHASE	KW	HP	AMP	TYPE	NEMA	ROUTING	HGT AFF	
SB1	4	SODA DISPENSER						JBOX				NOTE 28
SB2	4	ICE MACHINE	208	1			19.10	JBOX		WL	88"	
SB3	2	SODA DISPENSER	120	1			15.00	C&P	5-20P	WL	48"	
SB3.1	2	ICE MACHINE	208	1			15.00	JBOX		WL	88"	
SB4	4	TEA BREWER						JBOX				NOTE 28
SB5	1	DUAL COFFEE BREWER						JBOX				NOTE 28
SB7	1	WALK-IN COOLER	120	1			10.00	JBOX		DFA		NOTE 11,12
SB8	1	WALK-IN COOLER CONDENSING UNIT	280	3		1	4.70	DIRECT		DFA		NOTE 14
SB9	1	WALK IN COOLER EVAPORATOR COIL	120	1			1.80	JBOX		DFA		NOTE 12, 15
SB11	1	UNDERCOUNTER DISHWASHER	208	3			23.90	JBOX		WL	12"	NOTE 5, 20; DWT 120V/1PH, 15.0 AMP, C&P @ 12" AFF
SB12	1	2-SECTION UNDERCOUNTER FREEZER	120	1	0.82	1/4	6.80	C&P	5-20P	WL	18"	
SB15	1	COMBI OVEN	120	1			7.00	JBOX		WL	12"	NOTE 23
SB15.1	1	COMBI OVEN	120	1			7.00	JBOX		WL	48"	NOTE 23
SB16	1	48" REFRIGERATED EQUIPMENT STAND	120	1	0.65	1/5	5.40	C&P	5-20P	WL	18"	NOTE 23
SB18	1	(3) FRYER BATTERY W/ BUILT-IN FILTER	208	3			61.00	JBOX		WL	18"	(1) CONN PER FRYER, NOTE 23; FILTER: 120V/1PH, 9.0 AMPS, C&P @ 18" AFF.
SB18.1	1	DUMP STATION	120	1	0.75		6.30	C&P	5-20P	WL	18"	NOTE 23
SB19	1	EXHAUST HOOD						JBOX		DFA		NOTE 28
SB19.1	1	FIRE SUPPRESSION SYSTEM						JBOX		DFA		NOTE 28
SB21	1	FOOD PROCESSOR	120	1		1 1/2	15.00	C&P	5-20P			ELECTRICAL SERVICE PROVIDED BY ITEM #SB28
SB22	2	RICE COOKER	120	1	1.70		14.00	C&P	5-20P			ELECTRICAL SERVICE PROVIDED BY ITEM #SB28
SB24	1	2 SECTION UNDERCOUNTER FREEZER	120	1	0.82	1/4	6.80	C&P	5-20P	WL	18"	NOTE 23
SB27	1	2 SECTION UNDERCOUNTER REFRIGERATOR	120	1	0.73	1/6	6.10	C&P	5-20P	WL	18"	
SB28	1	72" X 36" WORK TABLE										PROVIDES ELECTRICAL SERVICE FOR ITEM #SB21, SB22, & SB29. E.C. TO PROVIDE ELECTRICAL OUTLETS IN TABLE'S BACKSPLASH.
SB29	2	BLENDER	120	1		2	11.50	C&P	5-20P	WL	18"	ELECTRICAL SERVICE PROVIDED BY ITEM #SB28
SB30	8	DUAL TEMP DROP-IN WELL	120	1		1/4	25.00	JBOX		WL	18"	
SB31.1	4	TRACK W/ HEAT LAMPS	120	1			4.20	JBOX		DFA		
SB32	1	TORTILLA MAKER	120	1			15.00	JBOX		FLR		NOTE 5
SB37	1	36" REFRIGERATED EQUIPMENT STAND	120	1	0.68	1/5	5.70	C&P	5-20P	WL	18"	NOTE 23
SB38	1	36" GRIDDLE	120	1			1.00	C&P	5-20P	WL	24"	NOTE 23
SB39	1	EXHAUST HOOD						JBOX		DFA		NOTE 28
SB39.1	1	FIRE SUPPRESSION SYSTEM						JBOX		DFA		NOTE 28

FOODSERVICE ELECTRICAL SCHEDULE - GRILL/TRADITIONS

ITEM NO.	QTY	DESCRIPTION	ELECTRICAL					CONNECTION				ELECTRICAL REMARKS
			VOLTS	PHASE	KW	HP	AMP	TYPE	NEMA	ROUTING	HGT AFF	
TG1	2	2 SECTION REACH-IN FREEZER	120	1	1.04	3/4	8.70	C&P	5-20P	WL	82"	
TG2	2	2 SECTION REACH-IN REFRIGERATOR	120	1	1.09	1/2	9.10	C&P	5-20P	WL	82"	
TG3	1	132" X 36" WORK TABLE W/ SINK										PROVIDES ELECTRICAL SERVICE FOR ITEM #TG3.1
TG3.1	1	UNDERCOUNTER DISHWASHER	208	3			23.90	JBOX				NOTE 5, 20; DWT 120V/1PH, 15.0 AMP, C&P; ELECTRICAL SERVICE PROVIDED BY #TG3
TG4	2	2 SECTION UNDERCOUNTER FREEZER	120	1	0.73	1/4	6.10	C&P	5-20P	WL	18"	
TG5	1	ROTISSERIE OVEN - STACKED	208	3	11.10		33.60	C&P	15-50P	wl		NOTE 23; (2) CONNECTIONS REQ'D AT 12" AND 42" AFF
TG6	1	EXHAUST HOOD						JBOX		DFA		NOTE 28
TG6.1	1	FIRE SUPPRESSION SYSTEM						JBOX		DFA		NOTE 28
TG7	4	HOLDING CABINET	120	1	1.65		13.80	C&P	5-20P	WL	24"	
TG11	4	48" UNDERCOUNTER REFRIGERATOR	120	1	0.77	1/5	6.40	C&P	5-20P	WL	18"	(1) STUB FROM FLOOR
TG16	1	(2) 10 GAL. KETTLES W/ BASE	120	1			15.00	JBOX		WL	18"	NOTE 23
TG17	2	40 GAL. TILT SKILLET	120	1			1.40	C&P	5-20P	WL	18"	NOTE 23
TG18	1	SMOKER	120	1			15.00	C&P	5-20P	WL	24"	NOTE 23
TG19	1	EXHAUST HOOD						JBOX		DFA		NOTE 28
TG19.1	1	FIRE SUPPRESSION SYSTEM						JBOX		DFA		NOTE 28
TG24	2	COMBI OVEN	120	1	0.84		7.00	JBOX		WL	12"	NOTE 23
TG24.1	2	COMBI OVEN	120	1	0.84		7.00	JBOX		WL	48"	NOTE 23
TG25	1	EXHAUST HOOD						JBOX		DFA		NOTE 28
TG25.1	1	FIRE SUPPRESSION SYSTEM						JBOX				NOTE 28
TG27	3	2-SECTION UNDERCOUNTER FREEZER	120	1	0.82	1/4	6.80	C&P	5-20P			(2) AT 18" AFF, (1) STUB FROM FLR
TG29	1	2 SECTION UNDERCOUNTER REFRIGERATOR	120	1	0.73	1/6	6.10	C&P	5-20P	WL	18"	
TG32	2	48" REFRIGERATED EQUIPMENT BASE	120	1	0.65	1/5	5.40	C&P	5-20P	WL	18"	NOTE 23
TG35	1	EXHAUST HOOD						JBOX		DFA		NOTE 28
TG35.1	1	FIRE SUPPRESSION SYSTEM						JBOX		DFA		NOTE 28
TG36	5	DUAL TEMP DROP-IN WELL	120	1		1/4	25.00	JBOX		WL	18"	
TG36.1	8	TRACK W/ HEAT LAMPS	120	1			4.20	JBOX		DFA		
TG38	1	(3) FRYER BATTERY W/ BUILT-IN FILTER	208	3			61.00	JBOX		WL	18"	NOTE 23; (1) CONN PER FRYER, NOTE 23; FILTER: 120V/1PH, 9.0 AMPS, C&P @ 18" AFF.
TG38.1	1	DUMP STATION	120	1	0.75		6.30	C&P	5-20P	WL	18"	NOTE 23
TG39	1	EXHAUST HOOD						JBOX		DFA		NOTE 28
TG39.1	1	FIRE SUPPRESSION SYSTEM						JBOX		DFA		NOTE 28
TG40	2	2 SECTION ROLL-IN REFRIGERATOR	120	1		1/2	11.80	C&P	5-20P	WL	82"	
TG42	2	36" DROP-IN HEATED SHELF	120	1	0.93		7.80	C&P	5-20P	WL	18"	
TG44	1	BLAST CHILLER	120	1	1.92	1 1/2	16.00	C&P	14-20P	WL	24"	ALSO PROVIDE 208V SERVICE
TG46	1	ISLAND SUITE	120	1			97.60	JBOX		FLR		NOTE 23; ALSO PROVIDE 208V SERVICE
TG47	1	EXHAUST HOOD						JBOX		DFA		NOTE 28
TG47.1	1	FIRE SUPPRESSION SYSTEM						JBOX		DFA		NOTE 28
TG48	1	EXHAUST HOOD						JBOX		DFA		NOTE 28
TG48.1	1	FIRE SUPPRESSION SYSTEM						JBOX		DFA		NOTE 28
TG55	1	ICE FLAKER	208	1	4.28		20.60	JBOX		WL	68"	NOTE 1 IF REQ'D BY CODE
TG57	2	ICE CUBER	208	1	5.30		25.50	JBOX		WL	88"	NOTE 1 IF REQ'D BY CODE

TIPTON ASSOCIATES

RECORD DOCUMENTS - JANUARY 2019

These Record Documents have been prepared based on information provided by others. The Consultant has not verified the accuracy and/or completeness of this information and shall not be responsible for any errors or omissions that may be incorporated as a result of erroneous information provided by others.

See RFI 826
Receptacles needed for workable item SB28

UK - STUDENT CENTER RENOVATION AND EXPANSION - BP#3

Lexington, Kentucky

FOODSERVICE ELECTRICAL ROUGH-IN SCHEDULES

Drawn By: MLL | Checked By:JPZ | Revision:

Job Number: 4968 | NOV 2015

This Drawing and the Design shown thereon are the property of Omni Architects. The reproduction, copying or otherwise use of this Drawing without the written consent of Omni Architects is prohibited.

1315 Peachtree Street
Atlanta, Georgia 30309
p 404.873.2300
www.perkinswill.com

PERKINS + WILL

212 North Upper Street
Lexington, Kentucky 40507-1001
p 859.252.6664
www.omniarchitects.com

Omni ARCHITECTS

BP3 - POST BID DRAWINGS

FS10.1.3

Next Sheet
Index Sheet
Previous Sheet

FOODSERVICE ELECTRICAL SCHEDULE CATERING

ITEM NO.	QTY	DESCRIPTION	ELECTRICAL					CONNECTION				ELECTRICAL REMARKS
			VOLTS	PHASE	KW	HP	AMP	TYPE	NEMA	ROUTING	HGT AFF	
CK1	1	WALK-IN COOLER	120	1			10.00	JBOX		DFA		NOTE 11, 12
CK1.1	1	WALK IN COOLER EVAPORATOR COIL	120	1			2.70	JBOX		DFA	108"	NOTE 16
CK1.2	1	WALK-IN COOLER CONDENSING UNIT	280	3		1	4.70	DIRECT		DFA		NOTE 14
CK2	1	WALK-IN COOLER	120	1			10.00	JBOX		DFA		NOTE 11, 12
CK2.1	1	WALK IN COOLER EVAPORATOR COIL	120	1			2.70	JBOX		DFA	108"	NOTE 16
CK2.2	1	WALK-IN COOLER CONDENSING UNIT	280	3		1	4.70	DIRECT		DFA		NOTE 14
CK3	1	WALK-IN FREEZER	120	1			15.00	JBOX		DFA		NOTE 11, 12, 17
CK3.1	1	WALK IN FREEZER EVAPORATOR COIL	208	1			1.80	JBOX		DFA	108"	NOTE 16
CK3.2	1	WALK-IN FREEZER CONDENSING UNIT	208	3		3	12.30	DIRECT		DFA		NOTE 14
CK4	1	COLD PREP WALK-IN COOLER	120	1			10.00	JBOX		DFA		NOTE 11, 12
CK4.1	1	WALK IN COOLER EVAPORATOR COIL	120	1			2.00	JBOX		DFA	108"	NOTE 16
CK4.2	1	WALK-IN COOLER CONDENSING UNIT	280	3		1	4.70	DIRECT		DFA		NOTE 14
CK5	1	COLD PREP ROOM	120	1			10.00	JBOX		DFA		NOTE 11, 12
CK5.1	1	WALK IN COOLER EVAPORATOR COIL	120	1			2.70	JBOX		DFA	108"	NOTE 16
CK5.2	1	WALK-IN COOLER CONDENSING UNIT	280	3		1	4.70	DIRECT		DFA		NOTE 14
CK11	1	WALK-IN COOLER	120	1			10.00	JBOX		DFA		NOTE 11, 12
CK11.1	1	WALK IN COOLER EVAPORATOR COIL	120	1			2.00	JBOX		DFA	108"	NOTE 16
CK11.2	1	WALK-IN COOLER CONDENSING UNIT	280	3		1	4.70	DIRECT		DFA		NOTE 14
CK12	1	WALK-IN FREEZER	120	1			15.00	JBOX		DFA		NOTE 11, 12, 17
CK12.1	1	WALK IN FREEZER EVAPORATOR COIL	208	1			1.80	JBOX		DFA	108"	NOTE 16
CK12.2	1	WALK-IN FREEZER CONDENSING UNIT	208	3		3	12.30	DIRECT		DFA		NOTE 14
CK13	1	BAKERY WALK-IN COOLER	120	1			10.00	JBOX		DFA		NOTE 11, 12
CK13.1	1	WALK IN COOLER EVAPORATOR COIL	120	1			2.00	JBOX		DFA	108"	NOTE 16
CK13.2	1	WALK-IN COOLER CONDENSING UNIT	280	3		1	4.70	DIRECT		DFA		NOTE 14
CK22	1	CONVECTION STEAMER	120	1	0.20		2.00	JBOX		WL	10"	NOTE 5, (2) 120V CONNECTIONS
CK24	2	40 GAL. TILT SKILLET	120	1	0.17		1.40	C&P	5-15P	WL	18"	
CK25	1	60 GAL. TILTING KETTLE	120	1	1.20		10.00	C&P	5-20P	WL	18"	
CK26	1	EXHAUST HOOD	120	1	0.72		6.30	JBOX		DFA	104"	NOTE 18, 21, 23, 24, 25
CK26.1	1	FIRE SUPPRESSION SYSTEM						JBOX		DFA		NOTE 23, 25
CK28	1	EXHAUST HOOD	120	1	0.72		15.00	JBOX		DFA	104"	NOTE 18, 21, 23, 24, 25
CK28.1	1	FIRE SUPPRESSION SYSTEM						JBOX		DFA		NOTE 23, 25
CK30	4	COMBI OVEN	120	1			7.00	JBOX		WL		NOTE 23; (2) CONNECTIONS (1) AT 12" AND (1) AT 54" AFF
CK32	1	EXHAUST HOOD	120	1	0.72		15.00	JBOX		DFA	104"	NOTE 18, 21, 23, 24, 25
CK32.1	1	FIRE SUPPRESSION SYSTEM						JBOX		DFA		NOTE 23, 25
CK33	1	72" GRIDDLE	120	1			1.00	C&P	5-20P	WL	18"	NOTE 23
CK36	1	72" REFRIGERATED EQUIPMENT BASE	120	1	1.19	1/3	9.90	C&P	5-20P	WL	18"	NOTE 23
CK37	1	EXHAUST HOOD	120	1	0.72		15.00	JBOX		DFA	104"	NOTE 18, 21, 23, 24, 25
CK37.1	1	FIRE SUPPRESSION SYSTEM						JBOX		DFA		NOTE 23, 25
CK38	1	ROLL-IN PROOFER	208	1			13.00	JBOX		WL	72"	NOTE 23, ALSO INCLUDE 120V
CK39	1	DUMP STATION	120	1			6.30	C&P	5-20P	WL	42"	
CK40	1	(3) BATTERY FRYER W/ BUILT-IN FILTER	120	1			1.00	C&P	5-20P	WL	12"	(3) 120V CONNECTION; ALSO 120V/1PH, 9.0A FOR FILTER; NOTE 23
CK40.1	1	FRYER	120	1			1.00	C&P	5-20P	WL	12"	ALSO 120V/1PH, 9.0A FOR FILTER; NOTE 23
CK44	1	72" REFRIGERATED EQUIPMENT BASE	120	1	1.19	1/3	9.90	C&P	5-20P	WL	18"	NOTE 23
CK45	12	HOLDING CABINET	120	1	1.80		16.00	C&P	5-20P	WL	72"	
CK46	1	60 QT MIXER	200	3		2.7	10.00	JBOX		WL	54"	
CK52	1	2-SECTION REACH-IN REFRIGERATOR	120	1		1/3	9.10	C&P	5-20P	WL	88"	
CK53	1	2-SECTION REACH-IN REFRIGERATOR	120	1		1/3	9.10	C&P	5-20P	WL	88"	
CK54	1	ROLL-IN COMBI STEAMER/OVEN	120	1	1.80	1/2	13.00	JBOX		WL	12"	NOTE 5
CK55	1	OVEN/PROOFER	208	3			28.00	JBOX		WL	44"	NOTE 5
CK57	1	(2) 10 GAL. KETTLE W/ BASE	120	1			15.00	C&P	5-20P	WL	18"	NOTE 23
CK58	1	EXHAUST HOOD	120	1	0.72		15.00	JBOX		DFA	104"	NOTE 18, 21, 23, 24, 25
CK58.1	1	FIRE SUPPRESSION SYSTEM						JBOX		DFA		NOTE 23, 25
CK61	3	ICE MACHINE	208	1	41.00	2	23.80	JBOX		WL	92"	NOTE 5
CK66	1	WAREWASHER	208	3			60.60	JBOX		WL	64"	NOTE 5, 19, 20
CK66.1	1	DRAIN LINE TEMPERING KIT	120	1			10.00	JBOX		WL	12"	NOTE 20
CK71	4	COFFEE BREWER	120	1	6.89		29.00	JBOX		WL	54"	NOTE 5

FOODSERVICE ELECTRICAL SCHEDULE GRAND BALLROOM

ITEM NO.	QTY	DESCRIPTION	ELECTRICAL					CONNECTION				ELECTRICAL REMARKS
			VOLTS	PHASE	KW	HP	AMP	TYPE	NEMA	ROUTING	HGT AFF	
GB2	2	(1) FRYER W/ BUILT-IN FILTER	208	3			4.00	C&P		WL	18"	
GB4	4	COMBI OVEN	120	1			7.00	JBOX		WL	18"	NOTE 5, (2) 120V CONNECTIONS
GB6	1	EXHAUST HOOD	120	1	0.72		6.30	JBOX		DFA	104"	NOTE 21, 23, 24, 25
GB6.1	1	FIRE SUPPRESSION SYSTEM						JBOX		DFA		NOTE 24, 25
GB7	1	2-SECTION REACH-IN FREEZER	120	1		1/3	10.40	C&P	5-15P	WL	88"	
GB8	1	2-SECTION UNDERCOUNTER FREEZER	120	1	0.82	1/4	6.80	C&P	5-20P	FLR		
GB8.1	1	48" UNDERCOUNTER REFRIGERATOR	120	1	0.77	1/5	6.40		5-20P			230-240/50/1
GB11	1	2-SECTION REACH-IN REFRIGERATOR	120	1		1/3	9.10	C&P	5-20P	WL	88"	
GB14	6	HOLDING CABINET	120	1	1.80		16.00	C&P	5-20P	WL	72"	
GB15	2	2 SECTION ROLL-IN REFRIGERATOR	120	1		1/2	11.80	C&P	5-20P	WL	82"	
GB17	3	ICE MACHINE	208	1	41.00	2	23.80	JBOX		WL	92"	NOTE 5
GB23	4	SODA DISPENSER	120	1			15.00	C&P	5-20P	WL	48"	NOTE 26
GB23.1	4	ICE MACHINE	208	1			19.10	JBOX			88"	
GB23.2	2	BAG-N-BOX SODA SYSTEM						C&P				NOTE 28
GB24	4	COFFEE BREWER	120	1	6.89		29.00	JBOX		WL	54"	NOTE 26
GB25	4	JUICE DISPENSER						JBOX		WL		NOTE 26
GB32	1	WAREWASHER	208	3			60.60	JBOX		WL	64"	NOTE 5, 19, 20
GB32.1	1	DRAIN LINE TEMPERING KIT	120	1			10.00	JBOX		WL	12"	

FOODSERVICE ELECTRICAL SCHEDULE HARRIS BALLROM

ITEM NO.	QTY	DESCRIPTION	ELECTRICAL					CONNECTION				ELECTRICAL REMARKS
			VOLTS	PHASE	KW	HP	AMP	TYPE	NEMA	ROUTING	HGT AFF	
HB5	2	SODA DISPENSER	120	1			15.00	C&P	5-20P	WL	48"	NOTE 5
HB5.1	1	BAG-N-BOX SODA SYSTEM						C&P				NOTE 28
HB6	2	COFFEE BREWER	120	1	6.89		29.00	JBOX		WL	54"	NOTE 5
HB7	2	JUICE DISPENSER						JBOX		WL		NOTE 5
HB12	2	ICE MACHINE	208	1	41.00	2	23.80	JBOX		WL	92"	NOTE 5
HB14	2	2 SECTION ROLL-IN REFRIGERATOR	120	1		1/2	11.80	C&P	5-20P	WL	82"	
HB15	5	HOLDING CABINET	120	1	1.80		16.00	C&P	5-20P	WL	72"	
HB20	1	WAREWASHER DOOR TYPE	208	3			24.90			WL	11"	NOTE 18, 20
HB20.1	1	DRAIN LINE TEMPERING KIT	120	1			10.00	JBOX		WL	12"	NOTE 20

FOODSERVICE ELECTRICAL SCHEDULE - CHICK-FIL-A WALK-IN

ITEM NO.	QTY	DESCRIPTION	ELECTRICAL					CONNECTION				ELECTRICAL REMARKS
			VOLTS	PHASE	KW	HP	AMP	TYPE	NEMA	ROUTING	HGT AFF	
CW1	1	WALK-IN COOLER	120	1			10.00	JBOX		DFA		NOTE 11, 12
CW2	1	WALK-IN COOLER CONDENSING UNIT	208	3		1	4.70	DIRECT		DFA		NOTE 14
CW2.1	1	WALK IN COOLER EVAPORATOR COIL	120	1			1.80	JBOX		DFA		NOTE 12, 15
CW3	1	WALK-IN FREEZER	120	1			15.00	JBOX		DFA		NOTE 11, 12
CW4	1	WALK-IN FREEZER CONDENSING UNIT	208	3		2	10.50	DIRECT		DFA		NOTE 14
CW4.1	1	WALK IN FREEZER EVAPORATOR COIL	208	1			9.60	JBOX		DFA		NOTE 12, 16, 17

3

TIPTON ASSOCIATES

RECORD DOCUMENTS - JANUARY 2019

These Record Documents have been prepared based on information provided by others. The Consultant has not verified the accuracy and/or completeness of this information and shall not be responsible for any errors or omissions that may be incorporated as a result of erroneous information provided by others.

UK - STUDENT CENTER RENOVATION AND EXPANSION - BP#3

Lexington, Kentucky

Job Number: 4968 NOV 2015 Drawn By: RRR Checked By:JPZ Revision3

This Drawing and the Design shown thereon are the property of Omni Architects. The reproduction, copying or other use of this Drawing or Design without the written consent of Omni Architects is prohibited.

PERKINS + WILL
1315 Peachtree Street
Atlanta, Georgia 30309
p 404.873.2300
www.perkinswill.com

Omni ARCHITECTS
212 North Upper Street
Lexington, Kentucky 40507-1001
p 859.252.6664
www.omniarchitects.com

FOODSERVICE ELECTRICAL ROUGH-IN SCHEDULES

BP3 - POST BID DRAWINGS

FS10.1.4

BLINK FORWARD

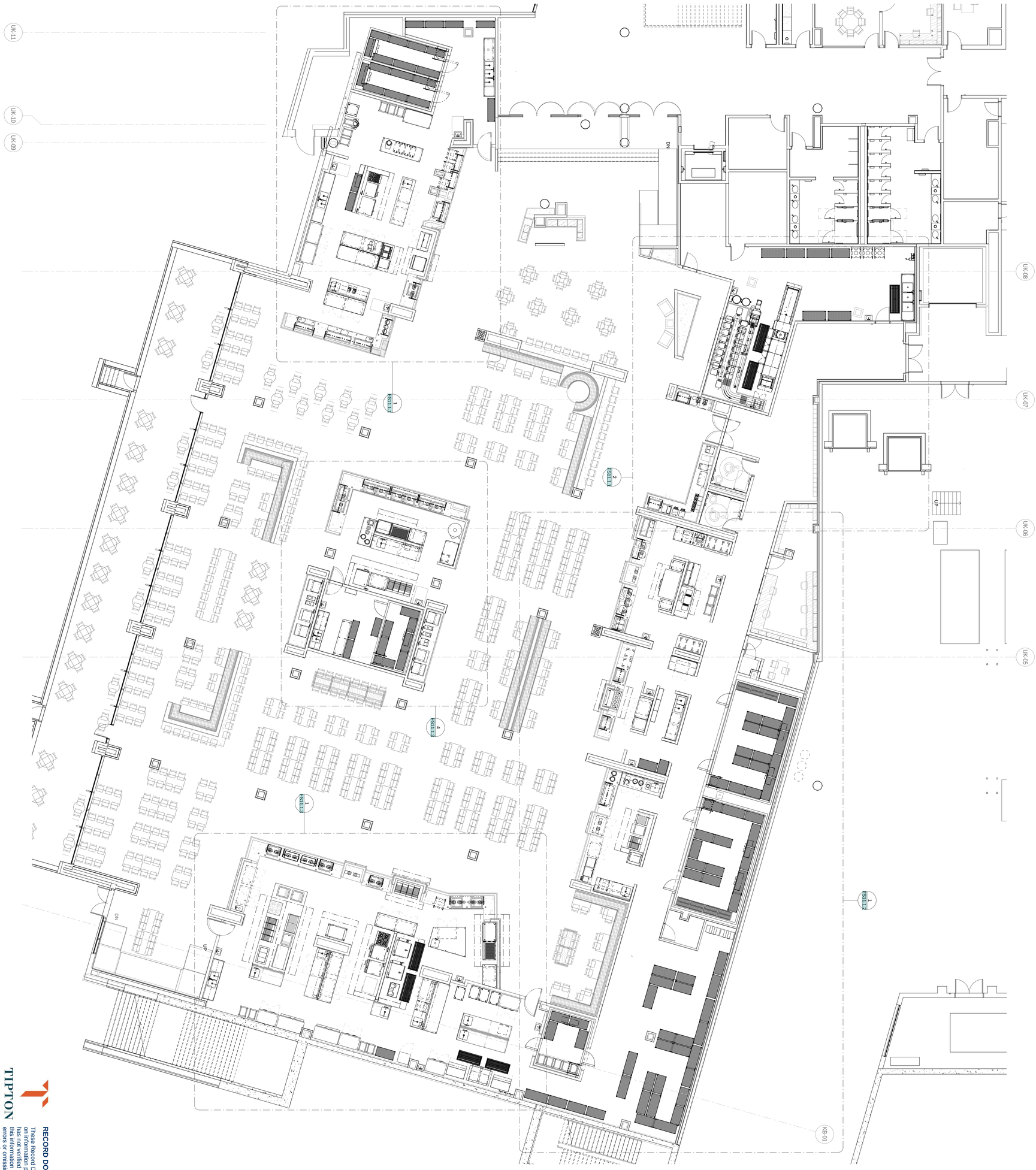

RECORD DOCUMENTS - JANUARY 2019

These Record Documents have been prepared based on information provided by others. The Consultant has not verified the accuracy and/or completeness of this information and shall not be responsible for any errors or omissions that may be incorporated as a result of erroneous information provided by others.

TIPTON ASSOCIATES

FS11.1

BP3 - POST BID DRAWINGS

UK - STUDENT CENTER RENOVATION AND EXPANSION - BP#3

Lexington, Kentucky

FOODSERVICE OVERALL - AYCE DINING EQUIPMENT PLAN

Job Number: 4968 NOV 2015 Drawn By: MLL Checked By JPZ Revision:

Omni ARCHITECTS
212 North Upper Street
Lexington, Kentucky 40507-1001
p 859.252.6664
www.omniarchitects.com

PERKINS + WILL
1315 Peachtree Street
Atlanta, Georgia 30309
p 404.873.2300
www.perkinswill.com

This Drawing and the Design shown thereon are the property of Omni Architects. The reproduction, copying or other use of this Drawing or Design without the written consent of Omni Architects is prohibited.

DARRIN BADON REGISTERED NO. 8275 COMMONWEALTH OF KENTUCKY ARCHITECT

BLINK FORWARD

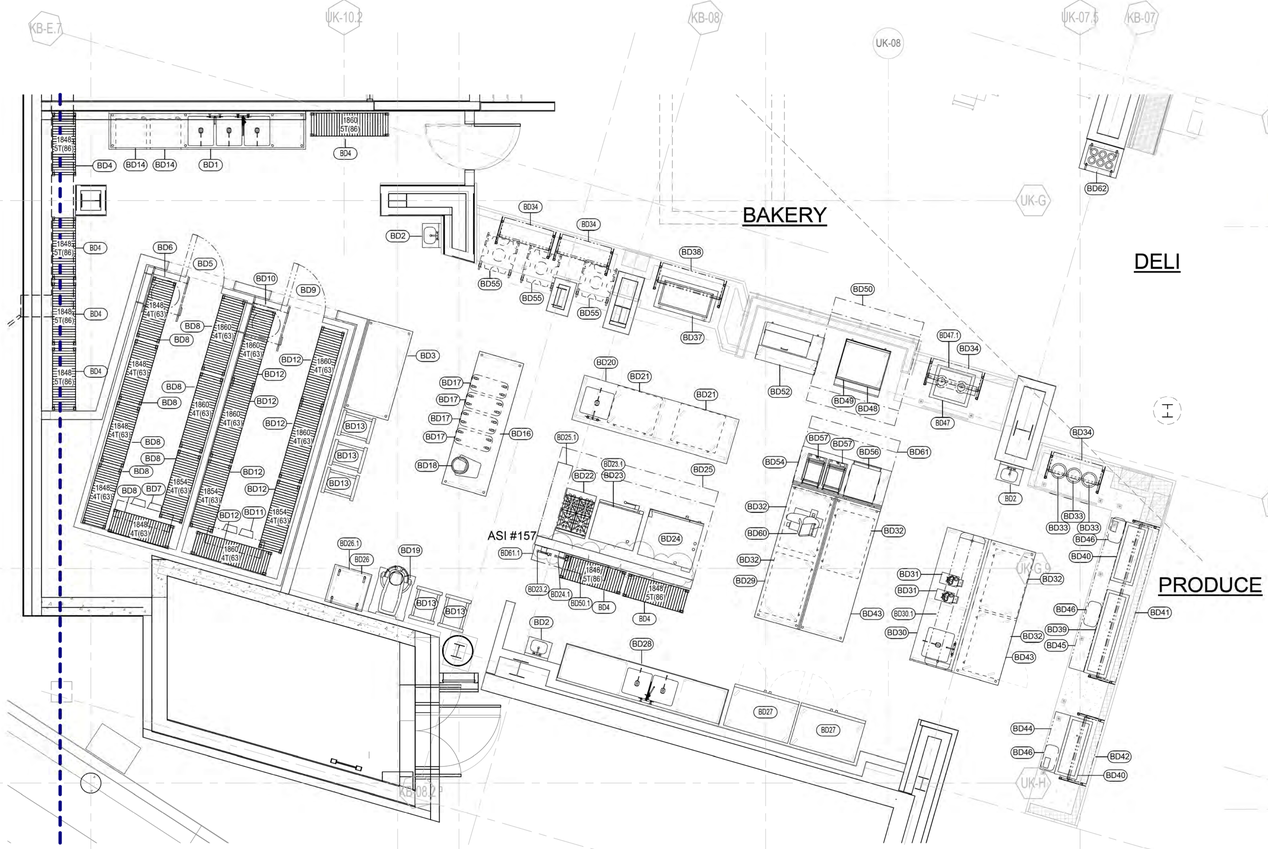

FOODSERVICE EQUIPMENT PLAN - PRODUCE/ DELI/ BAKERY

1/4" = 1'-0"

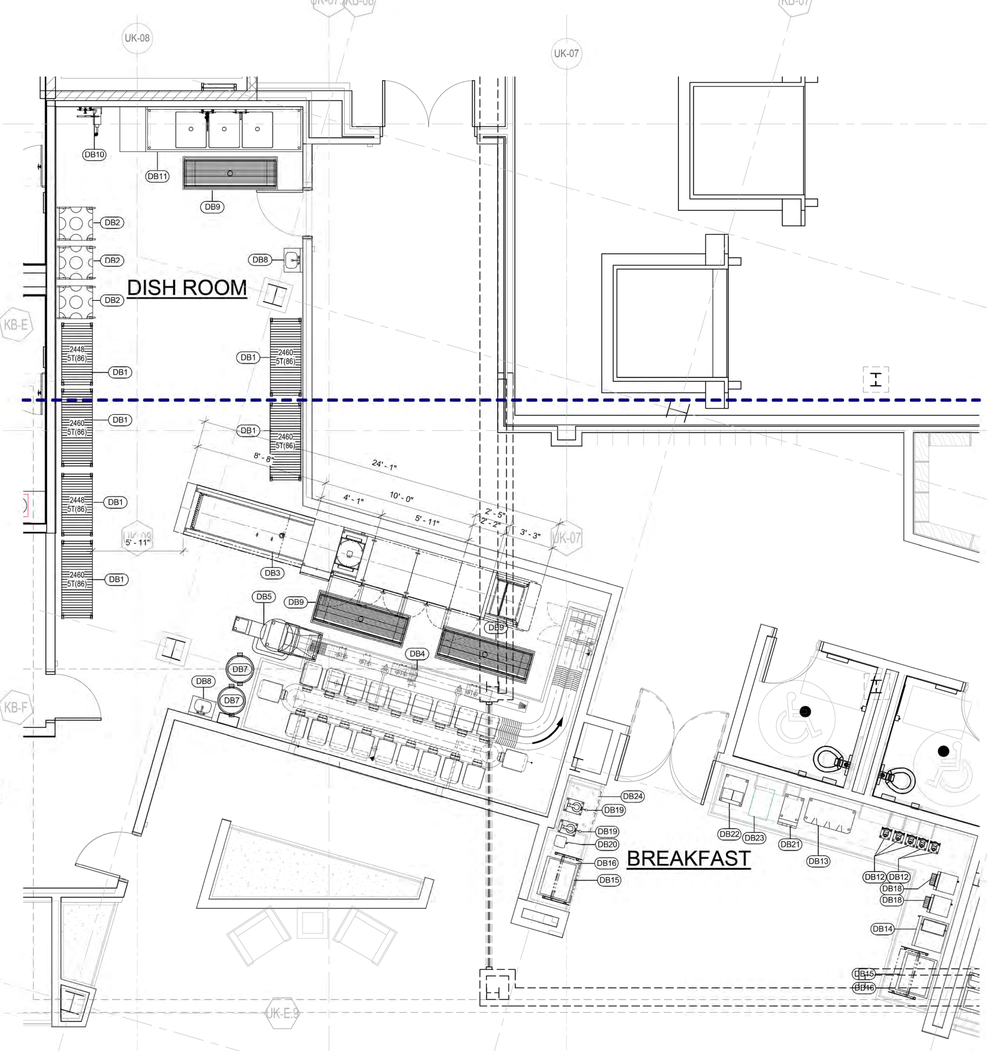

FOODSERVICE EQUIPMENT PLAN - DISHROOM/ BREAKFAST

1/4" = 1'-0"

FOODSERVICE EQUIPMENT SCHEDULE - PRODUCE/DELI/BAKERY

ITEM NO.	QTY	DESCRIPTION	REMARKS
BD1	1	THREE COMPARTMENT SINK	
BD2	3	HAND SINK	
BD3	1	72" X 36" WORK TABLE	
BD4	7	DRY STORAGE SHELVING	
BD5	1	WALK-IN FREEZER	
BD6	1	WALK-IN FREEZER CONDENSING UNIT	
BD7	1	WALK IN FREEZER EVAPORATOR COIL	
BD8	8	WALK-IN FREEZER SHELVING	
BD9	1	WALK-IN COOLER	
BD10	1	WALK-IN COOLER CONDENSING UNIT	
BD11	1	WALK IN COOLER EVAPORATOR COIL	
BD12	7	WALK-IN COOLER SHELVING	
BD13	5	ROLL-IN RACK	
BD14	2	UNDERCOUNTER DISHWASHER	
BD15	1	SPARE NUMBER	
BD16	1	108" X 36" WORKTABLE	
BD17	4	INGREDIENT BIN	
BD18	1	12 QT MIXER	
BD19	1	60 QT. MIXER	
BD20	1	120" X 36" PREP TABLE WITH SINK	
RFI 909 BD21	2	2 SECTION UNDERCOUNTER REFRIGERATOR	
BD22	1	GAS RANGE	
BD23	1	COMBI OVEN	
BD23.1	1	COMBI OVEN	
BD23.2	2	WATER FILTER	
BD24	1	ROLL-IN COMBI OVEN	
BD24.1	1	WATER FILTER	
BD25	1	EXHAUST HOOD	RE: MEP DRAWINGS
BD25.1	1	FIRE SUPPRESSION SYSTEM	RE: MEP DRAWINGS
BD26	1	BREAD SLICER	
BD26.1	1	30" X 30" MOBILE TABLE	
BD27	2	2 SECTION REACH-IN REFRIGERATOR	
BD28	1	132" X 30" PREP TABLE WITH SINKS	
BD29	1	108" X 36" WORKTABLE	
BD30	1	108" X 36" PREP TABLE WITH SINK	
BD30.1	1	108" UTENSIL RACK	
BD31	2	FOOD PROCESSER	

FOODSERVICE EQUIPMENT SCHEDULE - PRODUCE/DELI/BAKERY

ITEM NO.	QTY	DESCRIPTION	REMARKS
BD32	5	48" UNDERCOUNTER REFRIGERATOR	
BD33	3	DROP-IN SOUP WELL	
BD34	4	SNEEZE GUARD	
BD35	1	SPARE NUMBER	
BD36	1	SPARE NUMBER	
BD37	1	FROST TOP	
BD38	1	SNEEZE GUARD	
BD39	1	DROP-IN COLD FOOD PAN	
BD40	2	DROP-IN COLD FOOD PAN	
BD41	1	SNEEZE GUARD	
BD42	1	SNEEZE GUARD	
BD43	2	108" X 36" WORKTABLE	
BD44	1	CUTTING BOARD	ARAMARK FURNISHED AND INSTALLED
BD45	1	CUTTING BOARD	ARAMARK FURNISHED AND INSTALLED
BD46	3	TRASH CAN	ARAMARK FURNISHED AND INSTALLED
BD47	1	DUAL TEMP DROP-IN WELL	
BD47.1	1	TRACK W/ HEAT LAMPS	
BD48	1	36" REFRIGERATED EQUIPMENT STAND	
BD49	1	36" GRIDDLE	
BD50	1	EXHAUST HOOD	RE: MEP DRAWINGS
BD50.1	1	FIRE SUPPRESSION SYSTEM	RE: MEP DRAWINGS
BD51	1	SPARE NUMBER	
BD52	1	48" SANDWICH PREP UNIT	
BD53	1	SPARE NUMBER	
BD54	1	72" WORKTOP REFRIGERATOR	
BD55	3	DISH CART	
BD56	1	TURBO CHEF	
BD57	2	PANINI GRILL	
BD58	1	SPARE NUMBER	
BD59	1	SPARE NUMBER	
BD60	1	SLICER	
BD61	1	EXHAUST HOOD	RE: MEP DRAWINGS
BD61.1	1	FIRE SUPPRESSION SYSTEM	RE: MEP DRAWINGS
BD62	1	30" X 24" MOBILE TABLE W/ SILVERWARE HOLDER	

FOODSERVICE EQUIPMENT SCHEDULE - DISHROOM/BREAKFAST

ITEM NO.	QTY	DESCRIPTION	REMARKS
DB1	6	DRY STORAGE SHELVING	
DB2	3	DISH CART	
DB3	1	DISH MACHINE	
DB4	1	TRAY ACCUMULATOR / CONVEYOR	
DB5	1	PULPER	
DB6	1	SPARE NUMBER	
DB7	2	TRASH CAN	ARAMARK FURNISHED AND INSTALLED
DB8	2	HAND SINK	
DB9	3	24" x 72" FLOOR TROUGH	
DB10	1	HOSE REEL	
DB11	1	SOAK SINK	
DB12	5	CEREAL DISPENSER	ARAMARK FURNISHED AND INSTALLED
DB13	1	MILK DISPENSER	ARAMARK FURNISHED AND INSTALLED
DB14	1	REFRIGERATED DISPLAY CASE	
DB15	2	DROP-IN COLD FOOD PAN	
DB16	2	SNEEZE GUARD	
DB17	1	SPARE NUMBER	
DB18	2	CONVEYOR TOASTER	
DB19	2	WAFFLE MAKER	ARAMARK FURNISHED AND INSTALLED
DB20	1	WAFFLE BATTER DISPENSER	ARAMARK FURNISHED AND INSTALLED
DB21	1	JUICE DISPENSER	ARAMARK FURNISHED AND INSTALLED
DB22	1	DUAL COFFEE BREWER	ARAMARK FURNISHED AND INSTALLED
DB23	1	COFFEE CREAM UNIT	ARAMARK FURNISHED AND INSTALLED
DB24	1	SHALLOW DEPTH UNDERCOUNTER REFRIGERATOR	

See RFI 877
Work table qty Verification

TIPTON ASSOCIATES

RECORD DOCUMENTS - JANUARY 2019

These Record Documents have been prepared based on information provided by others. The Consultant has not verified the accuracy and/or completeness of this information and shall not be responsible for any errors or omissions that may be incorporated as a result of erroneous information provided by others.

UK - STUDENT CENTER RENOVATION AND EXPANSION - BP#3

Lexington, Kentucky

FOODSERVICE AYCE DINING EQUIPMENT PLAN - ENLARGED AREAS

Job Number: 4968 | SEPT 2016 | Drawn By: MLL | Checked By:JPZ | Revision7

This Drawing and the Design shown thereon are the property of Omni Architects. The reproduction, copying or other use of this Drawing or Design without the written consent of Omni Architects is prohibited.

PERKINS + WILL
1315 Peachtree Street
Atlanta, Georgia 30309
p 404.873.2300
www.perkinswill.com

Omni ARCHITECTS
212 North Upper Street
Lexington, Kentucky 40507-1001
p 859.252.6664
www.omniarchitects.com

BP3 - ASI #157

FS11.1.1

FOODSERVICE EQUIPMENT PLAN - PIZZA/ SAUTE/ WORRY FREE/ WALK-INS

1/4" = 1'-0"

See RFI 915
PW7.1 and SB33

ASI 317 - Condensing Unit Locations

FOODSERVICE EQUIPMENT SCHEDULE - PIZZA/SAUTE/WORRY FREE/WALK-INS

ITEM NO.	QTY	DESCRIPTION	REMARKS
PW1	4	HAND SINK	
PW2	7	ROLL-IN RACK	
PW3	2	2 SECTION ROLL-IN REFRIGERATOR	
PW4	1	EXHAUST HOOD	RE: MEP DRAWINGS
PW4.1	1	FIRE SUPPRESSION SYSTEM	
PW5	1	84" X 36" WORK TABLE	
PW6	1	CONVEYOR PIZZA OVEN	
PW7	3	DISH CART	
PW7.1	2	DOLLY	
PW8	1	60" REFRIGERATED PIZZA TABLE	
PW9	1	TRIPLE DECK PIZZA OVEN	
PW10	1	EXHAUST HOOD	RE: MEP DRAWINGS
PW10.1	1	FIRE SUPPRESSION SYSTEM	RE: MEP DRAWINGS
PW11	1	72" X 36" WORK TABLE	
PW11.1	1	72" X 15" WALL MOUNTED SHELF	
PW12	1	SNEEZE GUARD	
PW13	2	36" X 24" MOBILE WORK TABLE	
PW14	1	DROP-IN COLD WELL	
PW14.1	1	SNEEZE GUARD	
PW15	5	PIZZA STONE	
PW15.1	1	SNEEZE GUARD	
PW16	3	2 SECTION UNDERCOUNTER REFRIGERATOR	
PW17	1	TRACK W/ HEAT LAMPS	
PW17.1	3	TRACK W/ HEAT LAMPS	
PW18	2	DUAL TEMP DROP-IN WELL	
PW19	2	SNEEZE GUARD	
PW20	1	DIPPERWELL W/ FAUCET	

FOODSERVICE EQUIPMENT SCHEDULE - PIZZA/SAUTE/WORRY FREE/WALK-INS

ITEM NO.	QTY	DESCRIPTION	REMARKS
PW21	1	FIRE & ICE STATION	
PW22	1	EXHAUST HOOD	RE: MEP DRAWINGS
PW22.1	1	FIRE SUPPRESSION SYSTEM	RE: MEP DRAWINGS
PW23	1	84" X 36" WORK TABLE	
PW23.1	1	WALL MOUNTED SHELF	
PW24	1	1 SECTION REACH-IN REFRIGERATOR	
PW25	1	120" TABLE WITH TWO SINKS	
PW26	3	UNDERCOUNTER DISHWASHER	
PW27	1	DROP-IN COLD FOOD PAN	
PW28	1	CUTTING BOARD	ARAMARK FURNISHED AND INSTALLED
PW28.1	1	TRASH BIN	ARAMARK FURNISHED AND INSTALLED
PW29	1	(1) FRYER W/ BUILT-IN FILTER	
PW29.1	1	DUMP STATION	
PW30	1	LOW BOY OVEN	
PW31	1	24" COUNTERTOP GRIDDLE	
PW32	1	24" COUNTERTOP CHARBROILER	
PW33	1	EXHAUST HOOD	RE: MEP DRAWINGS
PW33.1	1	FIRE SUPPRESSION SYSTEM	RE: MEP DRAWINGS
PW34	1	48" UNDERCOUNTER REFRIGERATOR	
PW35	1	PIZZA DOUGH PRESS	
PW36	1	99" X 36" WORK TABLE W/ SINK	
PW36.1	1	99" X 15" WALL SHELF	
PW37	1	TRASH CAN	ARAMARK FURNISHED AND INSTALLED
PW38	1	12 QT MIXER	
PW39	4	RICE COOKER	
PW40	1	TURBO CHEF	
PW41	1	36" X 36" WORK TABLE	

FOODSERVICE EQUIPMENT SCHEDULE - PIZZA/SAUTE/WORRY FREE/WALK-INS

ITEM NO.	QTY	DESCRIPTION	REMARKS
PW42	1	DUAL TEMP DROP-IN	
PW43	1	SNEEZE GUARD	
PW44	1	COUNTERTOP FREEZER	
PW45	1	REFRIGERATED DISPLAY CASE	
PW46	1	CONVEYOR TOASTER	
PW47	1	WALK-IN COOLER	
PW48	1	WALK-IN COOLER CONDENSING UNIT	
PW49	2	WALK IN COOLER EVAPORATOR COIL	
PW50	16	WALK-IN COOLER SHELVING	
PW51	1	WALK-IN FREEZER	
PW52	1	WALK-IN FREEZER CONDENSING UNIT	
PW53	2	WALK IN FREEZER EVAPORATOR COIL	
PW54	14	WALK-IN FREEZER SHELVING	
PW55	29	DRY STORAGE SHELVING	
PW56	1	WALK-IN COOLER	
PW57	1	WALK-IN COOLER CONDENSING UNIT	
PW58	1	WALK IN COOLER EVAPORATOR COIL	
PW59	4	WALK-IN COOLER SHELVING	
PW60	5	ROLL-IN RACK	
PW61	7	DUNNAGE RACK	
PW62	2	DRY STORAGE SHELVING	
PW63	1	54" X 36" WORK TABLE	
PW64	1	106" X 36" PREP TABLE WITH SINK	
PW64.1	1	111" X 15" WALL MOUNTED SHELF	
PW65	2	ROUND CUTTING BOARD	
PW66	1	2 SECTION UNDERCOUNTER FREEZER	
PW67	1	30" X 24" MOBILE TABLE W/ SILVERWARE HOLDER	
PW68	2	BAG-N-BOX SODA SYSTEM	ARAMARK FURNISHED AND INSTALLED

TIPTON ASSOCIATES

RECORD DOCUMENTS - JANUARY 2019

These Record Documents have been prepared based on information provided by others. The Consultant has not verified the accuracy and/or completeness of this information and shall not be responsible for any errors or omissions that may be incorporated as a result of erroneous information provided by others.

BP3 - ASI #157

UK - STUDENT CENTER RENOVATION AND EXPANSION - BP#3

Lexington, Kentucky

FOODSERVICE AYCE DINING EQUIPMENT PLAN - ENLARGED AREAS

Job Number: 4968 | SEPT 2016 | Drawn By: MLL | Checked By:JPZ | Revision7

Omni ARCHITECTS
212 North Upper Street
Lexington, Kentucky 40507-1001
p 859.252.6664
www.omniarchitects.com

PERKINS + WILL
1315 Peachtree Street
Atlanta, Georgia 30309
p 404.873.2300
www.perkinswill.com

This Drawing and the Design shown thereon are the property of Omni Architects. The reproduction, copying or otherwise in whole or in part is prohibited without the written consent of Omni Architects is prohibited.

FS11.1.2

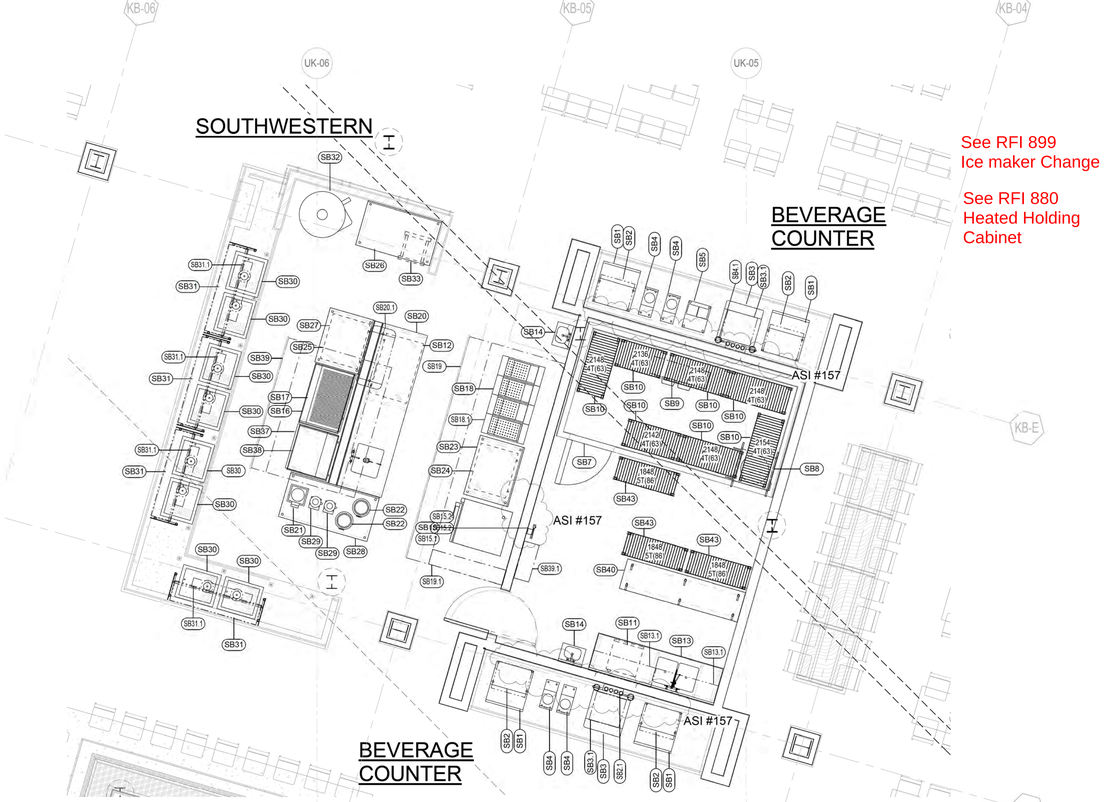

FOODSERVICE EQUIPMENT PLAN - SOUTHWESTERN/ BEVERAGE COUNTER

1/4" = 1'-0"

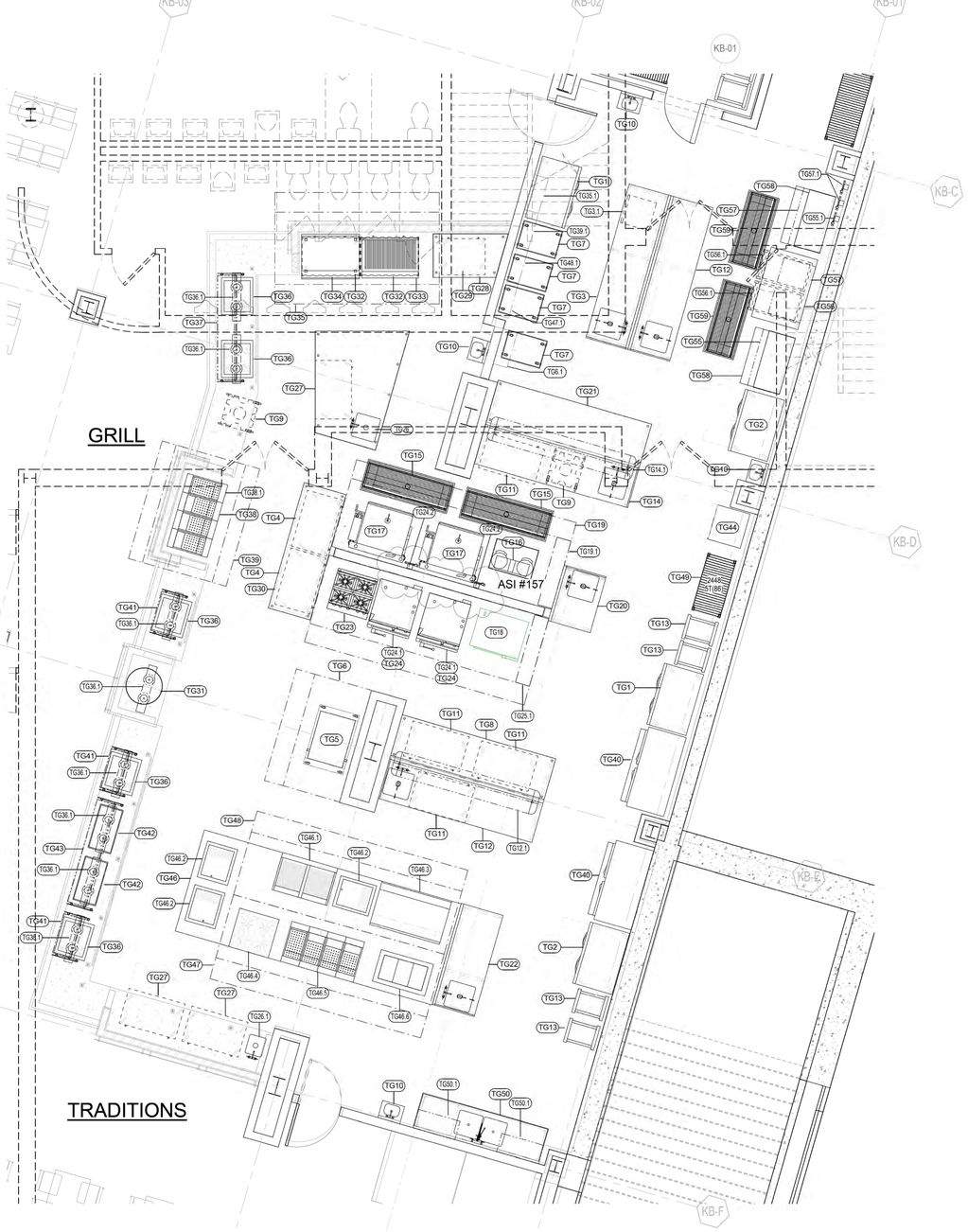

FOODSERVICE EQUIPMENT PLAN - GRILL/TRADITIONS

1/4" = 1'-0"

FOODSERVICE EQUIPMENT SCHEDULE - SOUTHWESTERN/BEVERAGE

ITEM NO.	QTY	DESCRIPTION	REMARKS
SB1	4	SODA DISPENSER	ARAMARK FURNISHED AND INSTALLED
SB2	4	ICE MACHINE	
SB2.1	1	WATER FILTER ASSEMBLY	
SB3	2	SODA DISPENSER	ARAMARK FURNISHED AND INSTALLED
SB3.1	2	ICE MACHINE	
SB4	4	TEA BREWER	ARAMARK FURNISHED AND INSTALLED
SB4.1	1	WATER FILTER ASSEMBLY	
SB5	1	DUAL COFFEE BREWER	ARAMARK FURNISHED AND INSTALLED
SB6	1	SPARE NUMBER	
SB7	1	WALK-IN COOLER	
SB8	1	WALK-IN COOLER CONDENSING UNIT	
SB9	1	WALK IN COOLER EVAPORATOR COIL	
SB10	7	WALK-IN SHELVING	
SB11	1	UNDERCOUNTER DISHWASHER	
SB12	1	2-SECTION UNDERCOUNTER FREEZER	
SB13	1	102" X 30" PREP TABLE WITH SINKS	
SB13.1	2	51" X 15" WALL MOUNTED SHELF	
SB14	2	HAND SINK	
SB15	1	COMBI OVEN	
SB15.1	1	COMBI OVEN	
SB15.2	2	WATER FILTER	
SB16	1	48" REFRIGERATED EQUIPMENT STAND	
SB17	1	48" CHARBROILER	
SB18	1	(3) FRYER BATTERY W/ BUILT-IN FILTER	
SB18.1	1	DUMP STATION	
SB19	1	EXHAUST HOOD	RE: MEP DRAWINGS
SB19.1	1	FIRE SUPPRESSION SYSTEM	RE: MEP DRAWINGS
SB20	1	132" X 36" PREP TABLE WITH SINK	

See RFI 913
TG-42

See RFI 914
SB2 SB 3.1

See RFI 915
SB33

FOODSERVICE EQUIPMENT SCHEDULE - SOUTHWESTERN/BEVERAGE

ITEM NO.	QTY	DESCRIPTION	REMARKS
SB20.1	1	48" UTENSIL RACK	
SB21	1	FOOD PROCESSOR	
SB22	2	RICE COOKER	
SB23	1	48" X 36" WORK TABLE	
SB24	1	2 SECTION UNDERCOUNTER FREEZER	
SB25	1	44" X 36" WORK TABLE	
SB26	1	60" X 36" WORK TABLE	
SB27	1	2 SECTION UNDERCOUNTER REFRIGERATOR	
SB28	1	72" X 36" WORK TABLE	
SB29	2	BLENDER	
SB30	8	DUAL TEMP DROP-IN WELL	
SB31	4	SNEEZE GUARD	
SB31.1	4	TRACK W/ HEAT LAMPS	
SB32	1	TORTILLA MAKER	
SB33	1	PAN RACK	
SB34	1	SPARE NUMBER	
SB35	1	SPARE NUMBER	
SB36	1	SPARE NUMBER	
SB37	1	36" REFRIGERATED EQUIPMENT STAND	
SB38	1	36" GRIDDLE	
SB39	1	EXHAUST HOOD	RE: MEP DRAWINGS
SB39.1	1	FIRE SUPPRESSION SYSTEM	RE: MEP DRAWINGS
SB40	1	96" X 24" MOBILE WORKTABLE	
SB41	1	SPARE NUMBER	
SB42	1	SPARE NUMBER	
SB43	3	DRY STORAGE SHELVING	

FOODSERVICE EQUIPMENT SCHEDULE - GRILL/TRADITIONS

ITEM NO.	QTY	DESCRIPTION	REMARKS
TG1	2	2 SECTION REACH-IN FREEZER	
TG2	2	2 SECTION REACH-IN REFRIGERATOR	
TG3	1	132" X 36" WORK TABLE W/ SINK	
TG3.1	1	UNDERCOUNTER DISHWASHER	
TG4	2	2 SECTION UNDERCOUNTER FREEZER	
TG5	1	ROTISSERIE OVEN - STACKED	
TG6	1	EXHAUST HOOD	RE: MEP DRAWINGS
TG6.1	1	FIRE SUPPRESSION SYSTEM	RE: MEP DRAWINGS
TG7	4	HOLDING CABINET	
TG8	1	132" X 36" WORK TABLE	
TG9	2	DISH CART	
TG10	4	HAND SINK	
TG11	4	48" UNDERCOUNTER REFRIGERATOR	
TG12	2	132" X 36" WORK TABLE W/ SINK	
TG12.1	1	132" UTENSIL RACK	
TG13	4	ROLL-IN RACK	
TG14	1	132" X 36" WORK TABLE W/ SINK	
TG14.1	1	132" UTENSIL RACK	
TG15	2	24" x 72" FLOOR TROUGH	
TG16	1	(2) 10 GAL. KETTLES W/ BASE	
TG17	2	40 GAL. TILT SKILLET	

FOODSERVICE EQUIPMENT SCHEDULE - GRILL/TRADITIONS

ITEM NO.	QTY	DESCRIPTION	REMARKS
TG18	1	SMOKER	
TG19	1	EXHAUST HOOD	RE: MEP DRAWINGS
TG19.1	1	FIRE SUPPRESSION SYSTEM	RE: MEP DRAWINGS
TG20	1	48" X 36" WORK TABLE W/ SINK	
TG21	1	132" X 36" WORK TABLE	
TG22	1	87" X 36" WORK TABLE W/ SINK	
TG23	1	GAS RANGE	
TG24	2	COMBI OVEN	
TG24.1	2	COMBI OVEN	
TG24.2	4	WATER FILTER	
TG25	1	EXHAUST HOOD	RE: MEP DRAWINGS
TG25.1	1	FIRE SUPPRESSION SYSTEM	RE: MEP DRAWINGS
TG26	1	WORKTABLE W/ SINK	
TG26.1	1	DROP-IN SINK	
TG27	3	2-SECTION UNDERCOUNTER FREEZER	
TG28	1	CUSTOM WORK TABLE	
TG29	1	2 SECTION UNDERCOUNTER REFRIGERATOR	
TG30	1	108" X 36" WORK TABLE	
TG31	1	ROUND CUTTING BOARD	ARAMARK FURNISHED AND INSTALLED
TG32	2	48" REFRIGERATED EQUIPMENT BASE	

FOODSERVICE EQUIPMENT SCHEDULE - GRILL/TRADITIONS

ITEM NO.	QTY	DESCRIPTION	REMARKS
TG33	1	48" CHARBROILER	
TG34	1	48" COUNTERTOP GRIDDLE	
TG35	1	EXHAUST HOOD	RE: MEP DRAWINGS
TG35.1	1	FIRE SUPPRESSION SYSTEM	RE: MEP DRAWINGS
TG36	5	DUAL TEMP DROP-IN WELL	
TG36.1	8	TRACK W/ HEAT LAMPS	
TG37	1	SNEEZE GUARD	
TG38	1	(3) FRYER BATTERY W/ BUILT-IN FILTER	
TG38.1	1	DUMP STATION	
TG39	1	EXHAUST HOOD	RE: MEP DRAWINGS
TG39.1	1	FIRE SUPPRESSION SYSTEM	RE: MEP DRAWINGS
TG40	2	2 SECTION ROLL-IN REFRIGERATOR	
TG41	3	SNEEZE GUARD	
TG42	2	36" DROP-IN HEATED SHELF	
TG43	1	SNEEZE GUARD	
TG44	1	BLAST CHILLER	
TG45	1	SPARE NUMBER	
TG46	1	ISLAND SUITE	
TG46.1	1	48" CHARBROILER	
TG46.2	3	DUAL TEMP DROP-IN WELL	
TG46.3	1	60" GRIDDLE	

FOODSERVICE EQUIPMENT SCHEDULE - GRILL/TRADITIONS

ITEM NO.	QTY	DESCRIPTION	REMARKS
TG46.4	1	4 BURNER RANGE	
TG46.5	1	(3) BATTERY FRYER W/ DUMP STATION	
TG46.6	1	BREADING STATION	
TG47	1	EXHAUST HOOD	RE: MEP DRAWINGS
TG47.1	1	FIRE SUPPRESSION SYSTEM	RE: MEP DRAWINGS
TG48	1	EXHAUST HOOD	RE: MEP DRAWINGS
TG48.1	1	FIRE SUPPRESSION SYSTEM	RE: MEP DRAWINGS
TG49	1	DRY STORAGE SHELVING	
TG50	1	108" X 30" PREP TABLE WITH SINKS	
TG50.1	2	36" X 15" WALL MOUNTED SHELF	
TG51	1	SPARE NUMBER	
TG52	1	SPARE NUMBER	
TG53	1	SPARE NUMBER	
TG54	1	SPARE NUMBER	
TG55	1	ICE FLAKER	
TG55.1	1	WATER FILTER	
TG56	1	ICE BIN	
TG56.1	2	ICE CART	
TG57	2	ICE CUBER	
TG57.1	2	WATER FILTER	
TG58	2	ICE BIN	
TG59	2	24" x 60" FLOOR TROUGH	

TIPTON ASSOCIATES

RECORD DOCUMENTS - JANUARY 2019

These Record Documents have been prepared based on information provided by others. The Consultant has not verified the accuracy and/or completeness of this information and shall not be responsible for any errors or omissions that may be incorporated as a result of erroneous information provided by others.

UK - STUDENT CENTER RENOVATION AND EXPANSION - BP#3

Lexington, Kentucky

FOODSERVICE AYCE DINING EQUIPMENT PLAN - ENLARGED AREAS

Job Number: 4968 | SEPT 2016 | Drawn By: MLL | Checked By:JPZ | Revision7

This Drawing and the Design shown thereon are the property of Omni Architects. The reproduction, copying or other use of this Drawing or Design without the written consent of Omni Architects is prohibited.

Omni ARCHITECTS
212 North Upper Street
Lexington, Kentucky 40507-1001
p 859.252.6664
www.omniarchitects.com

PERKINS + WILL
1315 Peachtree Street
Atlanta, Georgia 30309
p 404.873.2300
www.perkinswill.com

BP3 - ASI #157

FS11.1.3

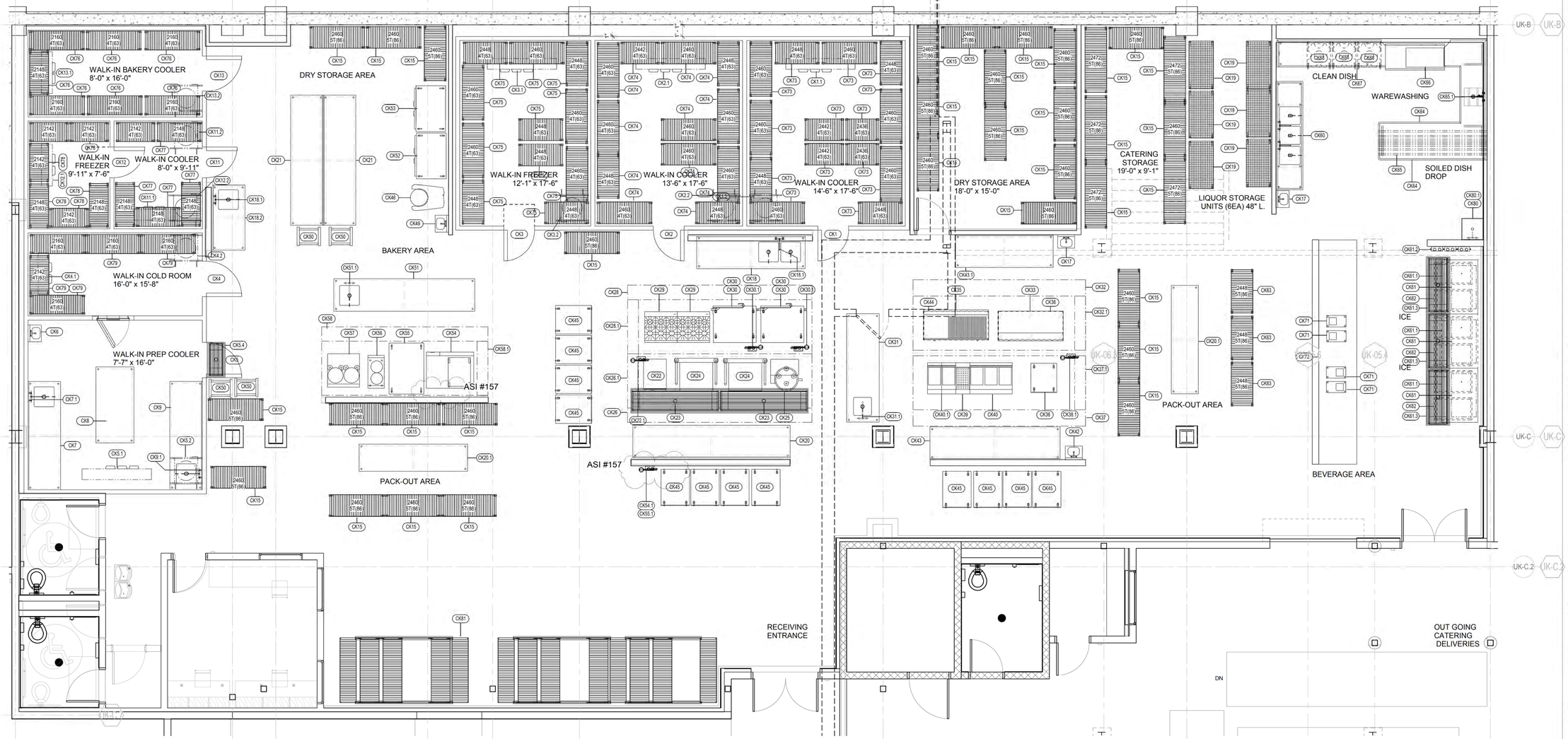

FOODSERVICE EQUIPMENT PLAN - CATERING KITCHEN

1/4" = 1'-0"

ASI 317 - Condensing Unit Locations

See RFI 916
CK-81 discontinued item

See RFI 821
Ice Machine TA

RECORD DOCUMENTS - JANUARY 2019

These Record Documents have been prepared based on information provided by others. The Consultant has not verified the accuracy and/or completeness of this information and shall not be responsible for any errors or omissions that may be incorporated as a result of erroneous information provided by others.

TIPTON ASSOCIATES

FOODSERVICE EQUIPMENT SCHEDULE - CATERING KITCHEN

ITEM NO.	QTY	DESCRIPTION	REMARKS
CK1	1	WALK-IN COOLER	
CK1.1	1	WALK IN COOLER EVAPORATOR COIL	
CK1.2	1	WALK-IN COOLER CONDENSING UNIT	
CK2	1	WALK-IN COOLER	
CK2.1	1	WALK IN COOLER EVAPORATOR COIL	
CK2.2	1	WALK-IN COOLER CONDENSING UNIT	
CK3	1	WALK-IN FREEZER	
CK3.1	1	WALK IN FREEZER EVAPORATOR COIL	
CK3.2	1	WALK-IN FREEZER CONDENSING UNIT	
CK4	1	COLD PREP WALK-IN COOLER	
CK4.1	1	WALK IN COOLER EVAPORATOR COIL	
CK4.2	1	WALK-IN COOLER CONDENSING UNIT	
CK5	1	COLD PREP ROOM	
CK5.1	1	WALK IN COOLER EVAPORATOR COIL	
CK5.2	1	WALK-IN COOLER CONDENSING UNIT	
CK5.4	1	14" x 36" FLOOR TROUGH	
CK6	1	HAND SINK	
CK7	1	120" X 36" WORK TABLE W/ SINK	
CK7.1	1	FAUCET	
CK8	1	84" X 42" WORK TABLE	
CK9	1	120" X 36" WORK TABLE W/ SINK	
CK9.1	1	FAUCET	
CK10	1	SPARE NUMBER	
CK11	1	WALK-IN COOLER	
CK11.1	1	WALK IN COOLER EVAPORATOR COIL	
CK11.2	1	WALK-IN COOLER CONDENSING UNIT	
CK12	1	WALK-IN FREEZER	
CK12.1	1	WALK IN FREEZER EVAPORATOR COIL	
CK12.2	1	WALK-IN FREEZER CONDENSING UNIT	
CK13	1	BAKERY WALK-IN COOLER	
CK13.1	1	WALK IN COOLER EVAPORATOR COIL	

FOODSERVICE EQUIPMENT SCHEDULE - CATERING KITCHEN

ITEM NO.	QTY	DESCRIPTION	REMARKS
CK13.2	1	WALK-IN COOLER CONDENSING UNIT	
CK14	1	SPARE NUMBER	
CK15	33	DRY STORAGE SHELVING	
CK16	1	SPARE NUMBER	
CK17	2	HAND SINK	
CK18	1	120" X 36" PREP TABLE WITH SINK	
CK18.1	2	FAUCET	
CK18.2	1	72" X 36" PREP TABLE WITH SINK	
CK19	6	SECURITY UNIT	
CK20	1	174" X 36" WORK TABLE	
CK20.1	2	120" X 30" PACK-OUT TABLE	
CK21	2	BEVERAGE COUNTER	
CK22	1	CONVECTION STEAMER	
CK22.1	1	WATER FILTER ASSEMBLY	
CK23	2	24" X 96" FLOOR TROUGH	
CK24	2	40 GAL. TILT SKILLET	
CK25	1	60 GAL. TILTING KETTLE	
CK26	1	EXHAUST HOOD	RE: MEP DRAWINGS
CK26.1	1	FIRE SUPPRESSION SYSTEM	RE: MEP DRAWINGS
CK27	1	SPARE NUMBER	
CK28	1	EXHAUST HOOD	RE: MEP DRAWINGS
CK28.1	1	FIRE SUPPRESSION SYSTEM	RE: MEP DRAWINGS
CK29	2	36" RANGE W/SALAMANDER BROILER	
CK30	4	COMBI OVEN	
CK30.1	2	WATER FILTER ASSEMBLY	
CK31	1	120" X 36" WORK TABLE W/ SINK	
CK31.1	1	SWING FAUCET	
CK32	1	EXHAUST HOOD	RE: MEP DRAWINGS
CK32.1	1	FIRE SUPPRESSION SYSTEM	RE: MEP DRAWINGS
CK33	1	72" GRIDDLE	
CK34	1	SPARE NUMBER	

FOODSERVICE EQUIPMENT SCHEDULE - CATERING KITCHEN

ITEM NO.	QTY	DESCRIPTION	REMARKS
CK35	1	72" CHARBROILER	
CK36	1	72" REFRIGERATED EQUIPMENT BASE	
CK37	1	EXHAUST HOOD	RE: MEP DRAWINGS
CK37.1	1	FIRE SUPPRESSION SYSTEM	RE: MEP DRAWINGS
CK38	1	ROLL-IN PROOFER	
CK38.1	1	WATER FILTER ASSEMBLY	
CK39	1	DUMP STATION	
CK40	1	(3) BATTERY FRYER W/ BUILT-IN FILTER	
CK40.1	1	FRYER	
CK41	1	SPARE NUMBER	
CK42	1	HAND SINK	
CK43	1	144" X 36"WORK TABLE	
CK43.1	1	108" X 36"WORK TABLE	
CK44	1	72" REFRIGERATED EQUIPMENT BASE	
CK45	12	HOLDING CABINET	
CK46	1	60 QT MIXER	
CK47	1	SPARE NUMBER	
CK48	1	SPARE NUMBER	
CK49	1	HAND SINK	
CK50	4	ROLL-IN RACK	
CK51	1	156" X 36" WORK TABLE W/ SINK	
CK51.1	1	SWING FAUCET	
CK52	1	2-SECTION REACH-IN REFRIGERATOR	
CK53	1	2-SECTION REACH-IN REFRIGERATOR	
CK54	1	ROLL-IN COMBI STEAMER/OVEN	
CK54.1	1	WATER FILTER ASSEMBLY	
CK55	1	OVEN/PROOFER	
CK55.1	1	WATER FILTER ASSEMBLY	
CK56	1	18" GAS RANGE	
CK57	1	(2) 10 GAL. KETTLE W/ BASE	
CK58	1	EXHAUST HOOD	RE: MEP DRAWINGS

FOODSERVICE EQUIPMENT SCHEDULE - CATERING KITCHEN

ITEM NO.	QTY	DESCRIPTION	REMARKS
CK58.1	1	FIRE SUPPRESSION SYSTEM	RE: MEP DRAWINGS
CK59	1	SPARE NUMBER	
CK60	1	THREE COMPARTMENT SINK	
CK61	3	ICE MACHINE	
CK61.1	3	ICE BIN	
CK61.2	3	WATER FILTER	
CK61.3	3	24" x 60" FLOOR TROUGH	
CK62	6	ICE CART	
CK63	3	DRY STORAGE SHELVING	
CK64	1	SOILED DISHTABLE W/ SCRAP SINK	
CK65	1	DOUBLE SIDED RACK SHELF	
CK65.1	1	PRE-RINSE FAUCET	
CK66	1	WAREWASHER	
CK66.1	1	DRAIN LINE TEMPERING KIT	
CK67	1	CLEAN DISHTABLE	
CK68	3	DISH CART	ADDITIONAL (3) NOT SHOWN
CK69	1	SPARE NUMBER	
CK70	1	SPARE NUMBER	
CK71	4	COFFEE BREWER	ARAMARK FURNISHED AND INSTALLED
CK72	1	BEVERAGE COUNTER	
CK73	14	WALK-IN COOLER SHELVING	
CK74	12	WALK-IN COOLER SHELVING	
CK75	11	WALK-IN FREEZER SHELVING	
CK76	7	WALK-IN SHELVING	
CK77	5	WALK-IN SHELVING	
CK78	6	WALK-IN FREEZER SHELVING	
CK79	5	WALK-IN SHELVING	
CK80	1	MOP SINK	RE: MEP DRAWINGS
CK80.1	1	FAUCET	RE: MEP DRAWINGS
CK81	3	TRACK SHELVING	

UK - STUDENT CENTER RENOVATION AND EXPANSION - BP#3

Lexington, Kentucky

FOODSERVICE CATERING KITCHEN EQUIPMENT PLAN

Job Number: 4968 SEPT 2016 Drawn By: RRR Checked By:JPZ Revision7

This Drawing and the Design shown thereon are the property of Omni Architects. The reproduction, copying or other use of this Drawing or Design without the written consent of Omni Architects is prohibited.

Omni ARCHITECTS
212 North Upper Street
Lexington, Kentucky 40507-1001
p 859.252.6664
www.omniarchitects.com

PERKINS + WILL
1315 Peachtree Street
Atlanta, Georgia 30309
p 404.873.2300
www.perkinswill.com

BP3 - ASI #157

FS11.1.4

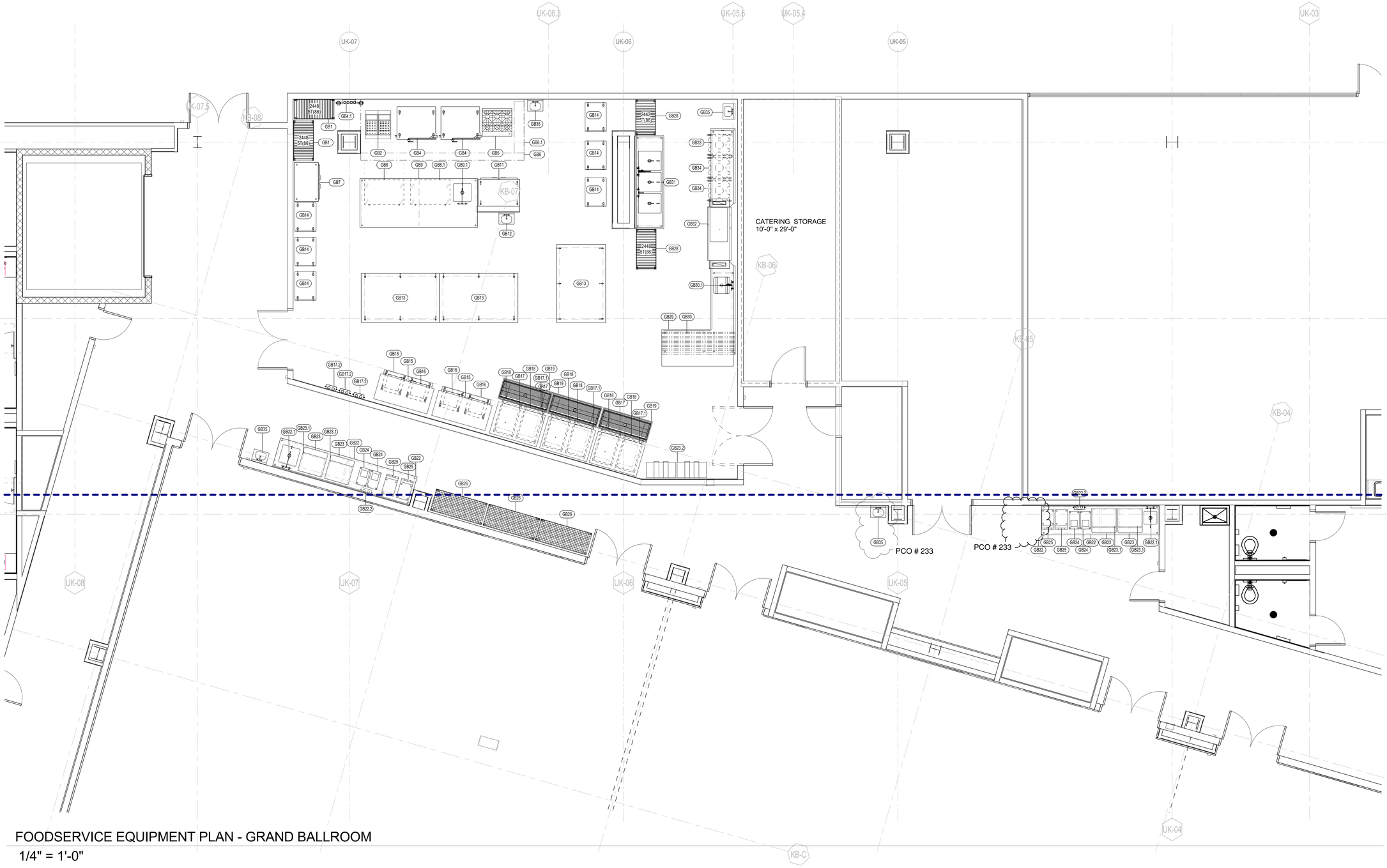

FOODSERVICE EQUIPMENT PLAN - GRAND BALLROOM

1/4" = 1'-0"

FOODSERVICE EQUIPMENT SCHEDULE - GRAND BALLROOM

ITEM NO.	QTY	DESCRIPTION	REMARKS
GB1	2	DRY STORAGE SHELVING	
GB2	2	(1) FRYER W/ BUILT-IN FILTER	
GB4	4	COMBI OVEN	
GB4.1	1	WATER FILTER ASSEMBLY	
GB5	1	36" RANGE W/SALAMANDER BROILER	
GB6	1	EXHAUST HOOD	RE: MEP DRAWINGS
GB6.1	1	FIRE SUPPRESSION SYSTEM	RE: MEP DRAWINGS
GB7	1	2-SECTION REACH-IN FREEZER	
GB8	1	2-SECTION UNDERCOUNTER FREEZER	
GB8.1	1	48" UNDERCOUNTER REFRIGERATOR	
GB9	1	144" X 60" WORK TABLE W/SINK	
GB9.1	1	SWING FAUCET	
GB10	1	SPARE NUMBER	
GB11	1	2-SECTION REACH-IN REFRIGERATOR	
GB12	1	HAND SINK	
GB13	3	96" X 60" WORK TABLE	
GB14	6	HOLDING CABINET	
GB15	2	2 SECTION ROLL-IN REFRIGERATOR	
GB16	4	ROLL-IN RACK	
GB17	3	ICE MACHINE	
GB17.1	3	ICE BIN	
GB17.2	3	WATER FILTER	
GB18	6	ICE CART	

FOODSERVICE EQUIPMENT SCHEDULE - GRAND BALLROOM

ITEM NO.	QTY	DESCRIPTION	REMARKS
GB19	3	24" x 60" FLOOR TROUGH	
GB20	1	SPARE NUMBER	
GB21	1	SPARE NUMBER	
GB22	2	BEVERAGE COUNTER	
GB22.1	2	FAUCET	
GB22.2	2	WATER FILTER	
GB23	4	SODA DISPENSER	ARAMARK FURNISHED AND INSTALLED
GB23.1	4	ICE MACHINE	
GB23.2	2	BAG-N-BOX SODA SYSTEM	ARAMARK FURNISHED AND INSTALLED
GB24	4	COFFEE BREWER	ARAMARK FURNISHED AND INSTALLED
GB25	4	JUICE DISPENSER	
GB26	3	SECURITY UNIT	
GB27	1	SPARE NUMBER	
GB28	2	DRY STORAGE SHELVING	
GB29	1	SOILED DISHTABLE	
GB30	1	DOUBLE SIDED RACK SHELF	
GB30.1	1	PRE-RINSE FAUCET	
GB31	1	THREE (3) COMPARTMENT SINK	
GB32	1	WAREWASHER	
GB32.1	1	DRAIN LINE TEMPERING KIT	
GB33	1	CLEAN DISHTABLE	
GB34	3	DISH CART	
GB35	4	HAND SINK	

TIPTON ASSOCIATES

RECORD DOCUMENTS - JANUARY 2019

These Record Documents have been prepared based on information provided by others. The Consultant has not verified the accuracy and/or completeness of this information and shall not be responsible for any errors or omissions that may be incorporated as a result of erroneous information provided by others.

BP3 - PCO # 233

FS11.2

UK - STUDENT CENTER RENOVATION AND EXPANSION - BP#3

Lexington, Kentucky

FOODSERVICE MAIN BALLROOM EQUIPMENT PLAN

Job Number: 4968 JAN 2016 Drawn By: RRR Checked By:JPZ Revision8

Omni ARCHITECTS
212 North Upper Street
Lexington, Kentucky 40507-1001
p 859.252.6664
www.omniarchitects.com

PERKINS + WILL
1315 Peachtree Street
Atlanta, Georgia 30309
p 404.873.2300
www.perkinswill.com

This Drawing and the Design shown thereon are the property of Omni Architects. The reproduction, copying or otherwise use of this Drawing or Design without the written consent of Omni Architects is prohibited.

Next Sheet
Index Sheet
Previous Sheet

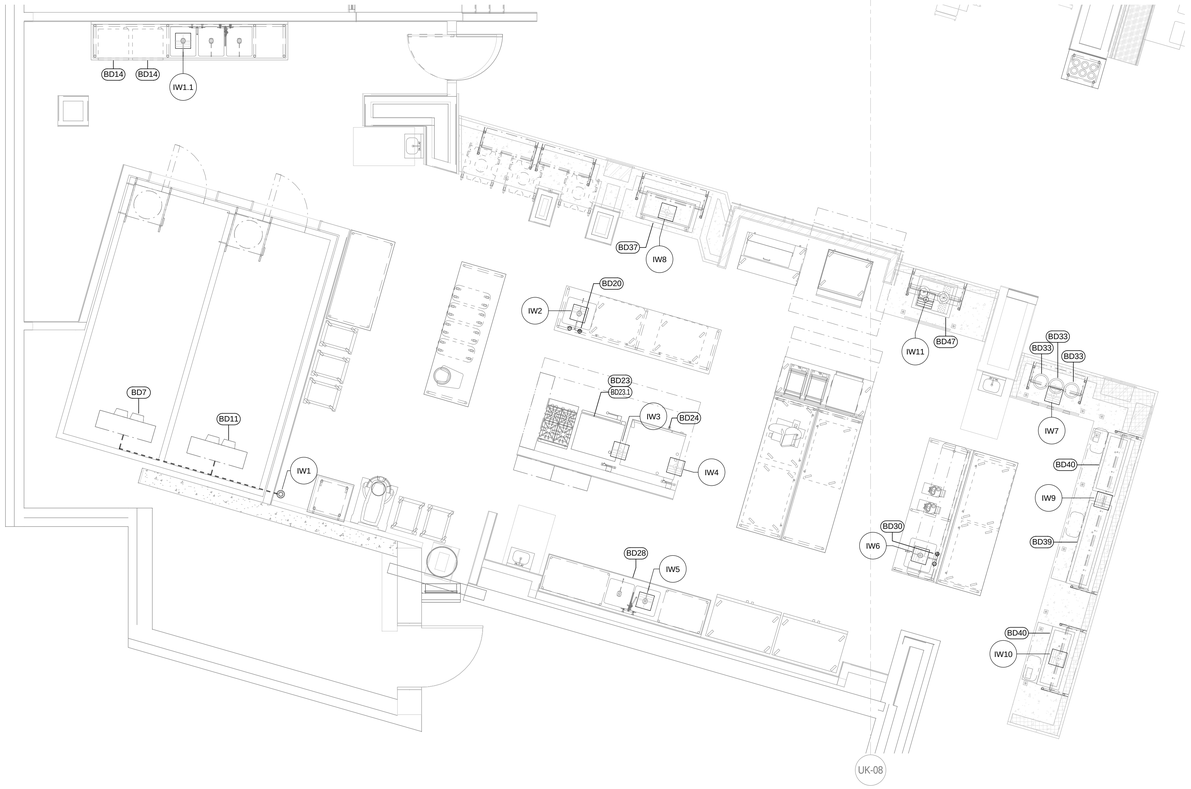

FOODSERVICE EQUIPMENT PLUMBING IN-SLAB ROUGH-INS - PRODUCE/DELI/BAKERY

1/4" = 1'-0"

PER RFI 130
There is no required floor sink underneath the 3-compartment sink. The 3-compartment sink is piped per the KY plumbing code

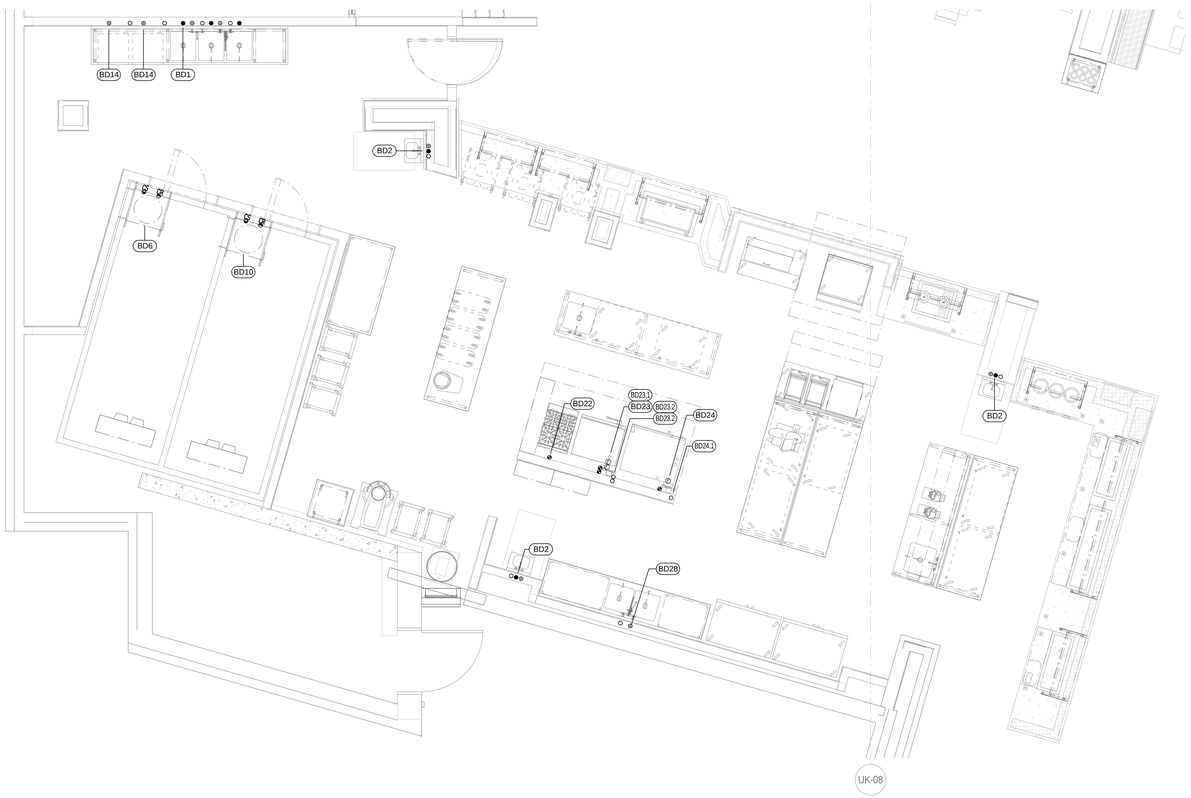

FOODSERVICE EQUIPMENT PLUMBING ABOVE SLAB ROUGH-INS - PRODUCE/DELI/BAKERY

1/4" = 1'-0"

TIPTON ASSOCIATES

RECORD DOCUMENTS - JANUARY 2019

These Record Documents have been prepared based on information provided by others. The Consultant has not verified the accuracy and/or completeness of this information and shall not be responsible for any errors or omissions that may be incorporated as a result of erroneous information provided by others.

UK - STUDENT CENTER RENOVATION AND EXPANSION - BP#3

Lexington, Kentucky

FOODSERVICE PLUMBING ROUGH-IN PLAN - AYCE DINING

Job Number: 4968 | NOV 2015 | Drawn By: MLL | Checked By:JPZ | Revision:

Omni ARCHITECTS
212 North Upper Street
Lexington, Kentucky 40507-1001
p 859.252.6664
www.omniarchitects.com

PERKINS + WILL
1315 Peachtree Street
Atlanta, Georgia 30309
p 404.873.2300
www.perkinswill.com

This Drawing and the Design shown thereon are the property of Omni Architects. The reproduction, copying or other use of this Drawing or Design without the written consent of Omni Architects is prohibited.

BP3 - POST BID DRAWINGS

FS12.1

Next Sheet
Index Sheet
Previous Sheet

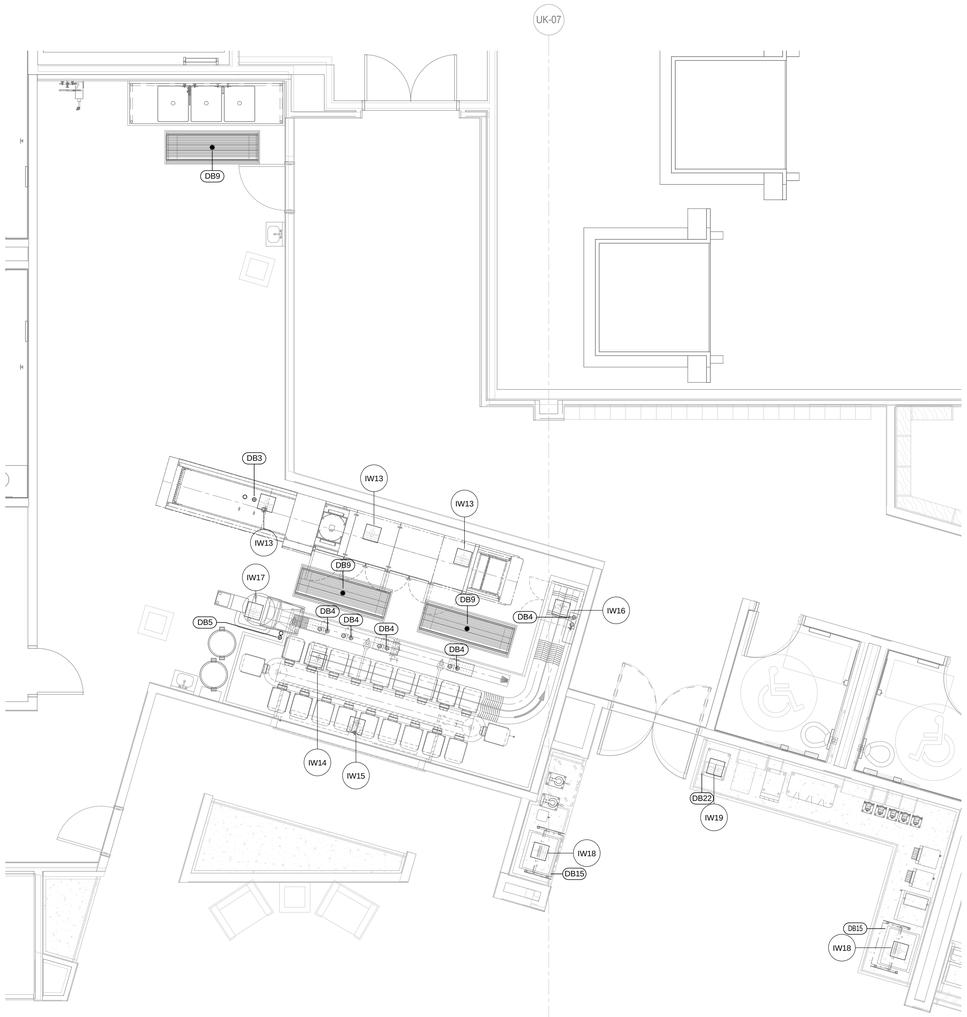

FOODSERVICE EQUIPMENT PLUMBING IN-SLAB ROUGH-INS - DISHROOM/BREAKFAST

1/4" = 1'-0"

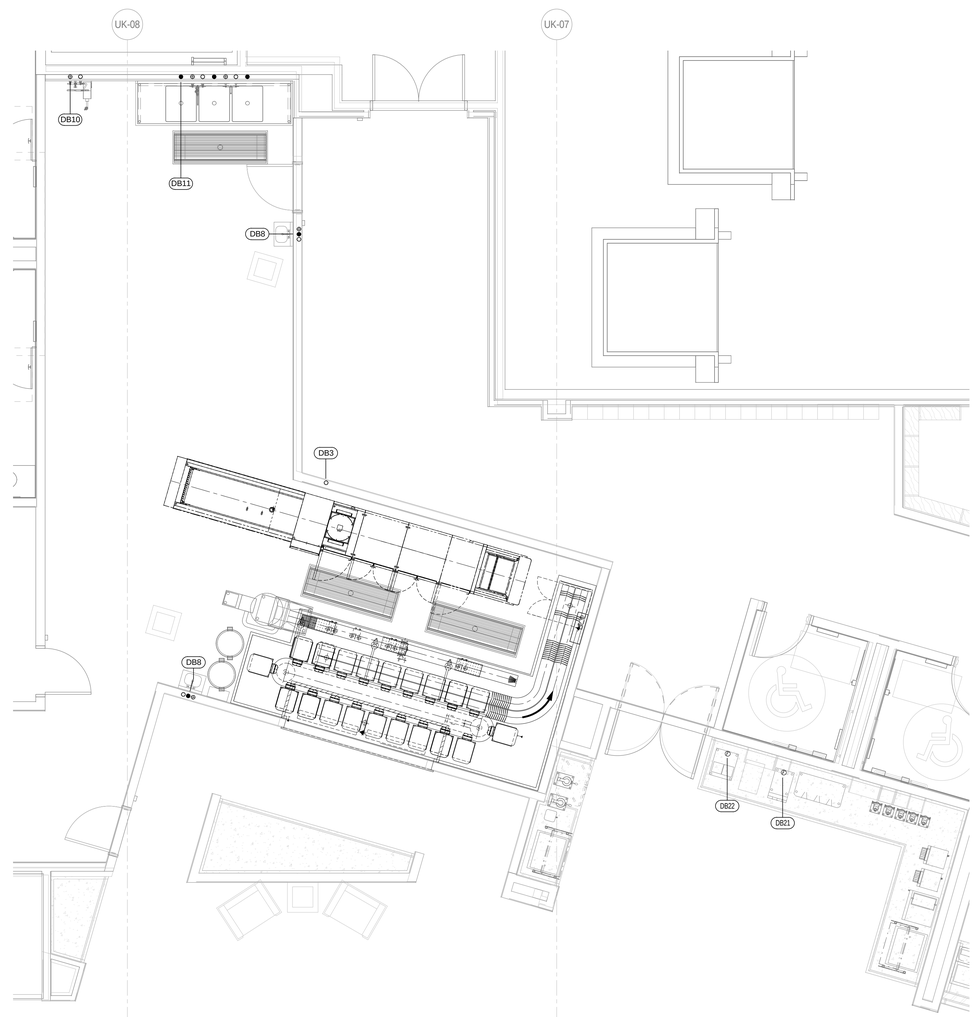

FOODSERVICE EQUIPMENT PLUMBING ABOVE SLAB ROUGH-INS - DISHROOM/BAKERY

1/4" = 1'-0"

See RFI 948
Line Clarification

TIPTON ASSOCIATES

RECORD DOCUMENTS - JANUARY 2019

These Record Documents have been prepared based on information provided by others. The Consultant has not verified the accuracy and/or completeness of this information and shall not be responsible for any errors or omissions that may be incorporated as a result of erroneous information provided by others.

UK - STUDENT CENTER RENOVATION AND EXPANSION - BP#3

Lexington, Kentucky

FOODSERVICE PLUMBING ROUGH-IN PLAN - AYCE DINING

Job Number: 4968 NOV 2015 Drawn By: MLL Checked By:JPZ Revision:

This Drawing and the Design shown thereon are the property of Omni Architects. The reproduction, copying or otherwise use of this Drawing or Design without the written consent of Omni Architects is prohibited.

Omni ARCHITECTS
212 North Upper Street
Lexington, Kentucky 40507-1001
p 859.252.6664
www.omniarchitects.com

PERKINS + WILL
1315 Peachtree Street
Atlanta, Georgia 30309
p 404.873.2300
www.perkinswill.com

BP3 - POST BID DRAWINGS

FS12.1.1

BLINK FORWARD

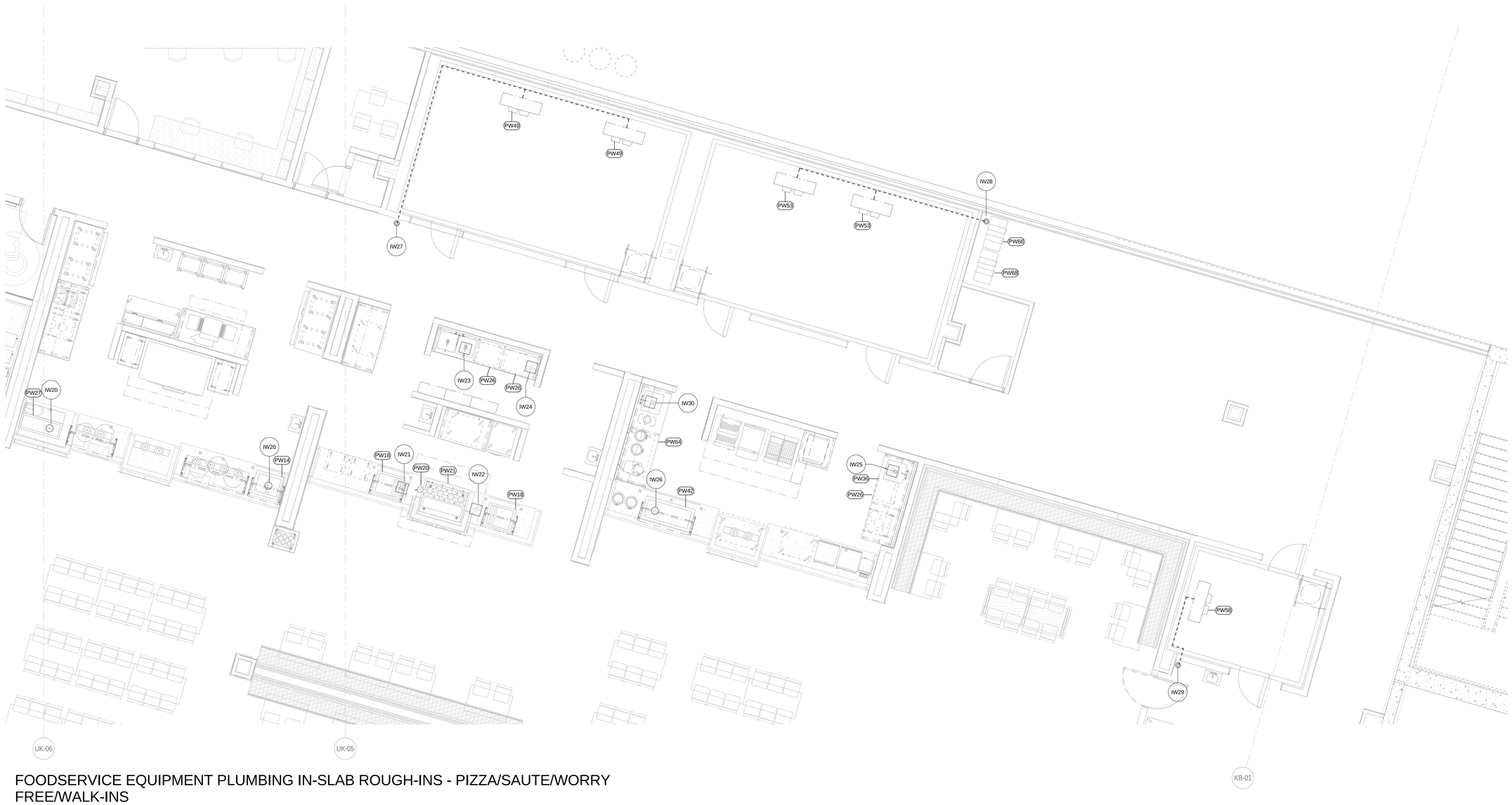

FOODSERVICE EQUIPMENT PLUMBING IN-SLAB ROUGH-INS - PIZZA/SAUTE/WORRY FREE/WALK-INS

1/4" = 1'-0"

TIPTON ASSOCIATES

RECORD DOCUMENTS - JANUARY 2019

These Record Documents have been prepared based on information provided by others. The Consultant has not verified the accuracy and/or completeness of this information and shall not be responsible for any errors or omissions that may be incorporated as a result of erroneous information provided by others.

UK - STUDENT CENTER RENOVATION AND EXPANSION - BP#3

Lexington, Kentucky

FOODSERVICE PLUMBING ROUGH-IN PLAN - AYCE DINING

Job Number: 4968 NOV 2015 Drawn By: MLL Checked By:JPZ Revision:

This Drawing and the Design shown thereon are the property of Omni Architects. The reproduction, copying or otherwise use of this Drawing or Design without the written consent of Omni Architects is prohibited.

Omni ARCHITECTS
212 North Upper Street
Lexington, Kentucky 40507-1001
p 859.252.6664
www.omniarchitects.com

PERKINS + WILL
1315 Peachtree Street
Atlanta, Georgia 30309
p 404.873.2300
www.perkinswill.com

BP3 - POST BID DRAWINGS

FS12.1.2

BLINK FORWARD

Next Sheet
Index Sheet
Previous Sheet

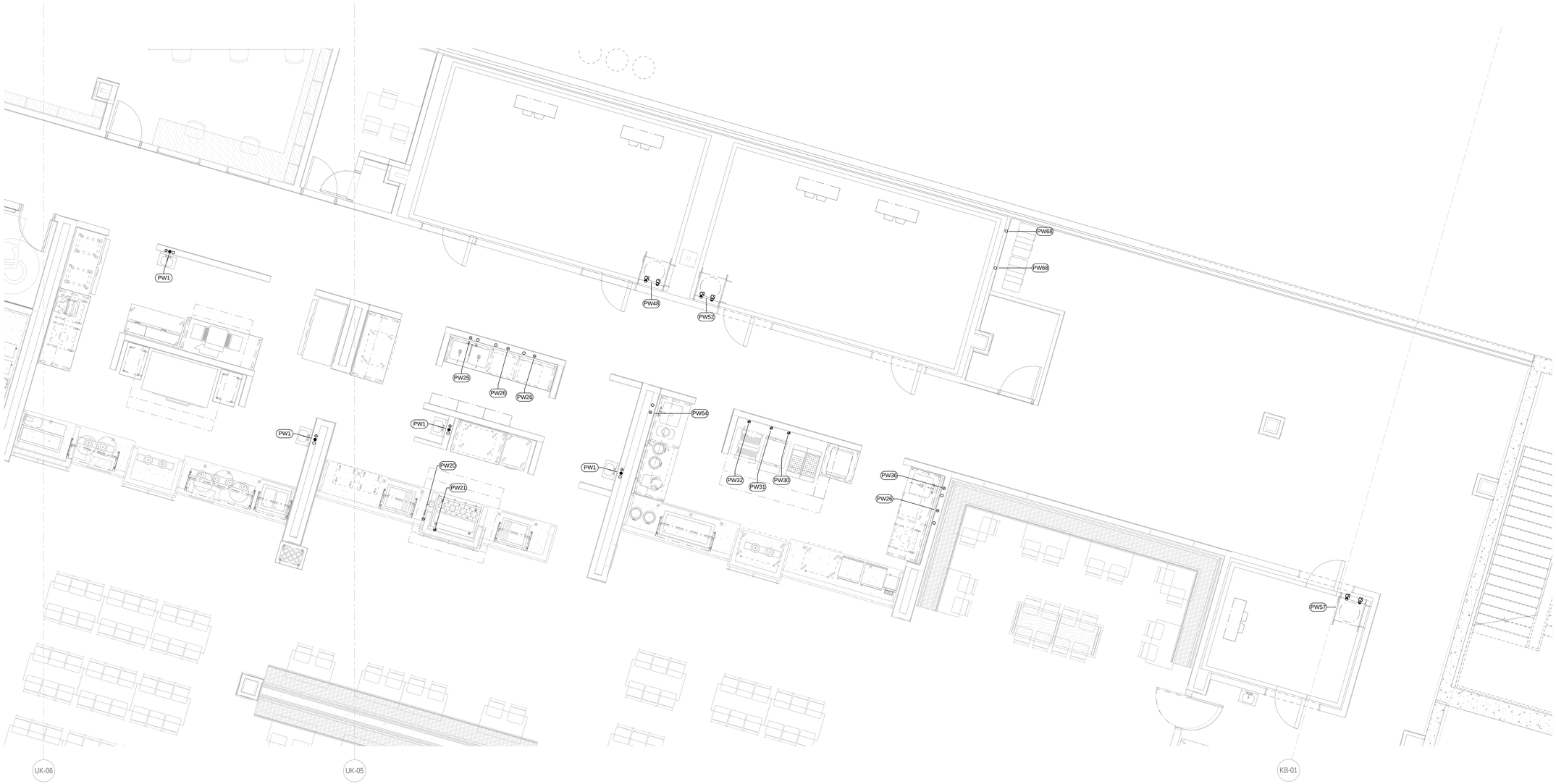

FOODSERVICE EQUIPMENT PLUMBING ABOVE SLAB ROUGH-INS - PIZZA/SAUTE/WORRY FREE/WALK-INS

1/4" = 1'-0"

TIPTON ASSOCIATES

RECORD DOCUMENTS - JANUARY 2019

These Record Documents have been prepared based on information provided by others. The Consultant has not verified the accuracy and/or completeness of this information and shall not be responsible for any errors or omissions that may be incorporated as a result of erroneous information provided by others.

BP3 - POST BID DRAWINGS

FS12.1.3

UK - STUDENT CENTER RENOVATION AND EXPANSION - BP#3

Lexington, Kentucky

FOODSERVICE PLUMBING ROUGH-IN PLAN - AYCE DINING

Job Number: 4968 NOV 2015 Drawn By: MLL Checked By:JPZ Revision:

This Drawing and the Design shown thereon are the property of Omni Architects. The reproduction, copying or otherwise use of this Drawing or Design without the written consent of Omni Architects is prohibited.

Omni ARCHITECTS
212 North Upper Street
Lexington, Kentucky 40507-1001
p 859.252.6664
www.omniarchitects.com

PERKINS + WILL
1315 Peachtree Street
Atlanta, Georgia 30309
p 404.873.2300
www.perkinswill.com

BLINK FORWARD

Next Sheet
Index Sheet
Previous Sheet

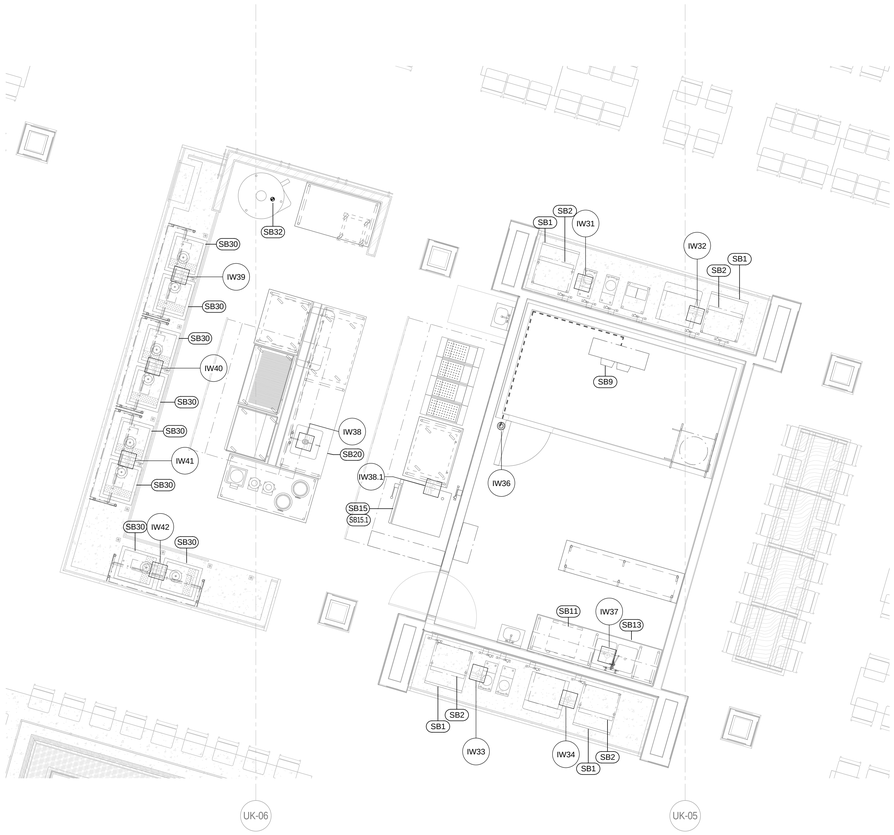

FOODSERVICE EQUIPMENT PLUMBING IN-SLAB ROUGH-INS - SOUTHWESTERN/BEVERAGE

1/4" = 1'-0"

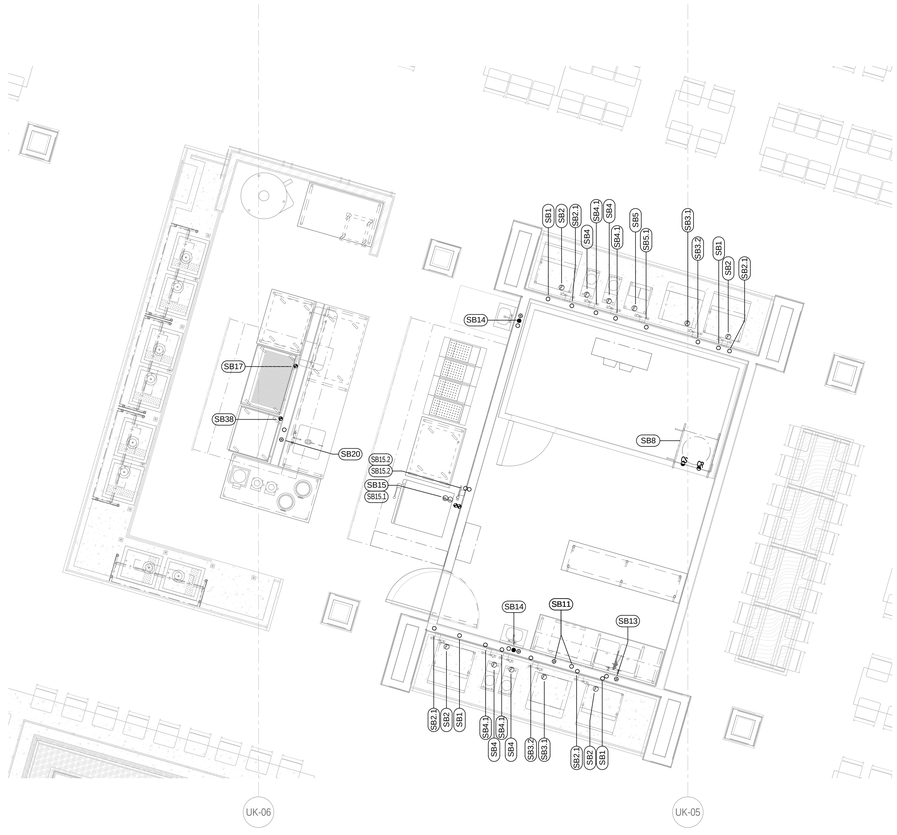

FOODSERVICE EQUIPMENT PLUMBING ABOVE SLAB ROUGH-INS - SOUTHWESTERN/BEVERAGE

1/4" = 1'-0"

See RFI 988
A110GEP1 clearance conflict

TIPTON ASSOCIATES

RECORD DOCUMENTS - JANUARY 2019

These Record Documents have been prepared based on information provided by others. The Consultant has not verified the accuracy and/or completeness of this information and shall not be responsible for any errors or omissions that may be incorporated as a result of erroneous information provided by others.

UK - STUDENT CENTER RENOVATION AND EXPANSION - BP#3

Lexington, Kentucky

FOODSERVICE PLUMBING ROUGH-IN PLAN - AYCE DINING

Job Number: 4968 NOV 2015 Drawn By: MLL Checked By:JPZ Revision:

Omni ARCHITECTS
212 North Upper Street
Lexington, Kentucky 40507-1001
p 859.252.6664
www.omniarchitects.com

PERKINS + WILL
1315 Peachtree Street
Atlanta, Georgia 30309
p 404.873.2300
www.perkinswill.com

This Drawing and the Design shown thereon are the property of Omni Architects. The reproduction, copying or other use of this Drawing or Design without the written consent of Omni Architects is prohibited.

BP3 - POST BID DRAWINGS

FS12.1.4

Next Sheet
Index Sheet
Previous Sheet

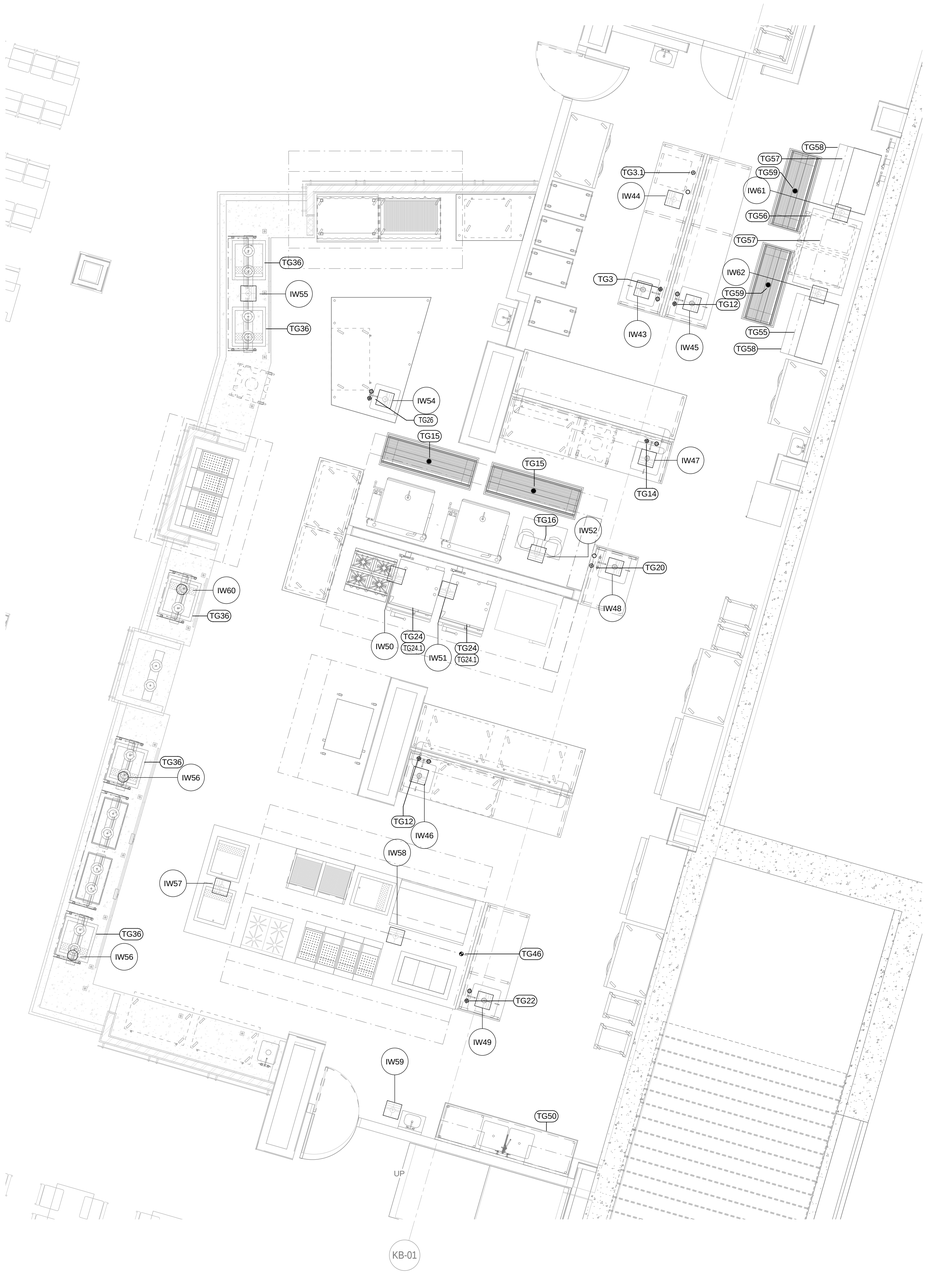

FOODSERVICE EQUIPMENT PLUMBING IN-SLAB ROUGH-INS - GRILL/TRADITIONS

1/4" = 1'-0"

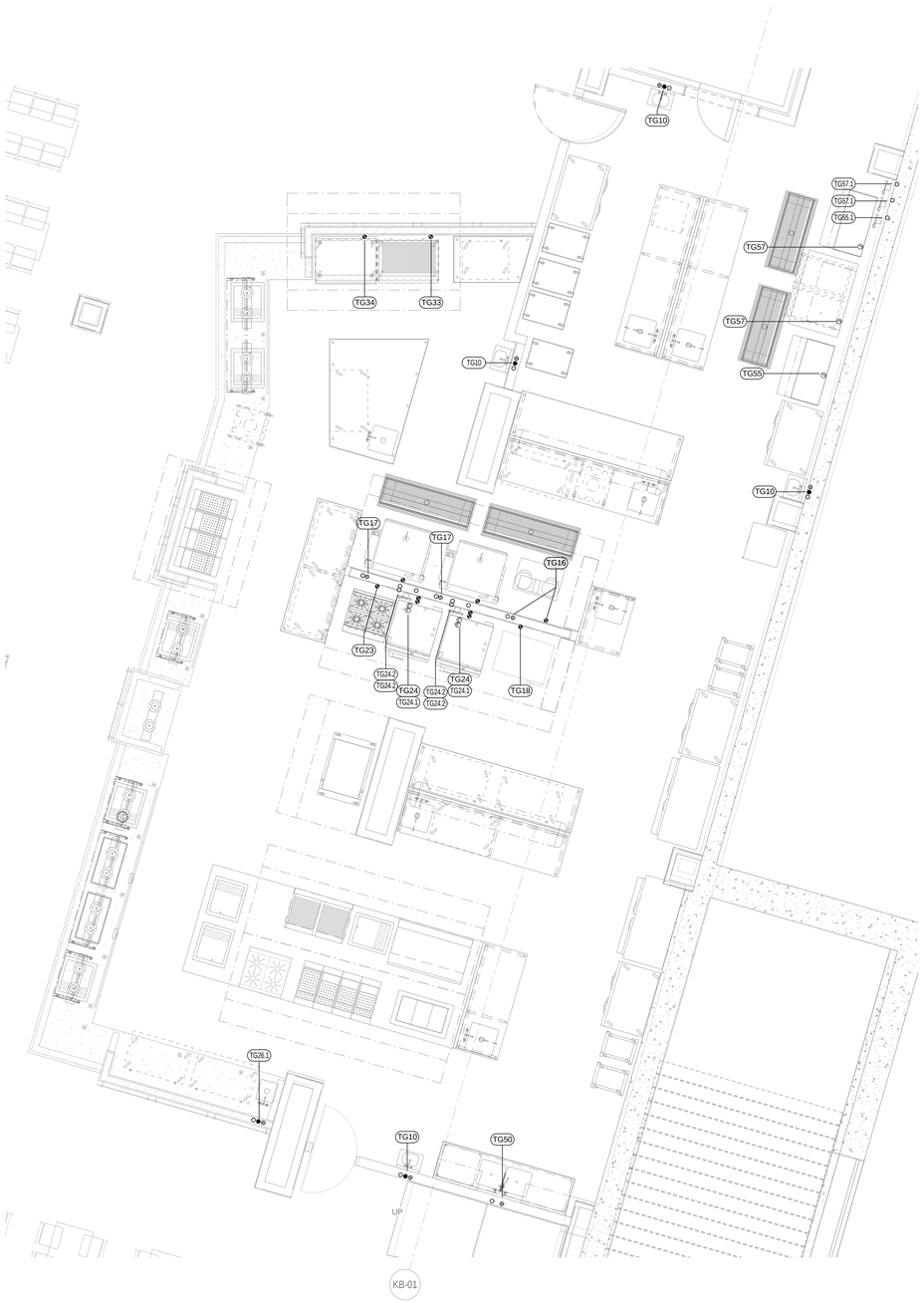

FOODSERVICE EQUIPMENT PLUMBING ABOVE SLAB ROUGH-INS - GRILL/TRADITIONS

1/4" = 1'-0"

See RFI 988
A110GEP1 clearance conflict

TIPTON ASSOCIATES

RECORD DOCUMENTS - JANUARY 2019

These Record Documents have been prepared based on information provided by others. The Consultant has not verified the accuracy and/or completeness of this information and shall not be responsible for any errors or omissions that may be incorporated as a result of erroneous information provided by others.

UK - STUDENT CENTER RENOVATION AND EXPANSION - BP#3

Lexington, Kentucky

FOODSERVICE PLUMBING ROUGH-IN PLAN - AYCE DINING

Job Number: 4968 NOV 2015 Drawn By: MLL Checked By:JPZ Revision:

Omni ARCHITECTS
212 North Upper Street
Lexington, Kentucky 40507-1001
p 859.252.6664
www.omniarchitects.com

PERKINS + WILL
1315 Peachtree Street
Atlanta, Georgia 30309
p 404.873.2300
www.perkinswill.com

This Drawing and the Design shown thereon are the property of Omni Architects. The reproduction, copying or another use of this Drawing or Design without the written consent of Omni Architects is prohibited.

BP3 - POST BID DRAWINGS

FS12.1.5

BLINK FORWARD

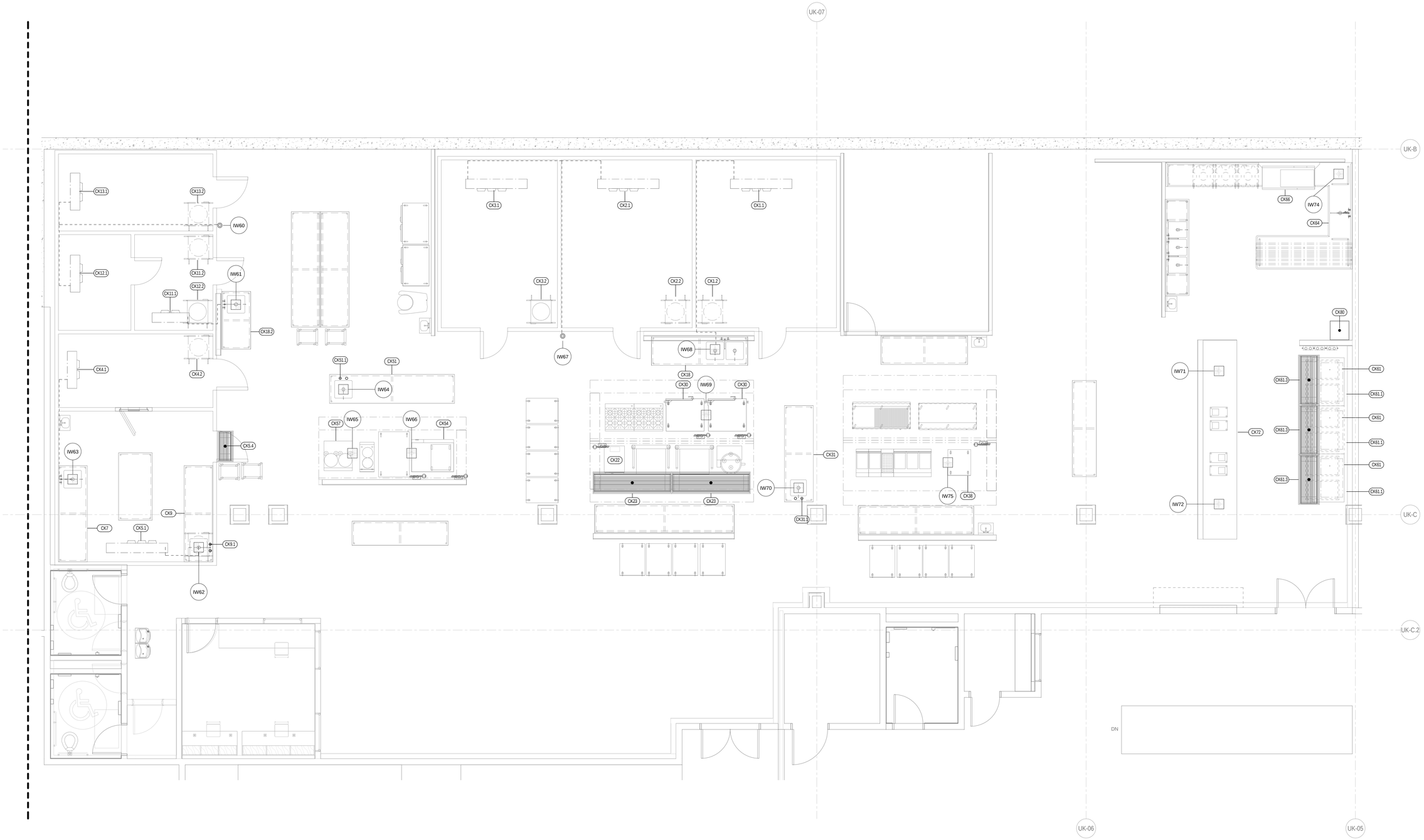

EQUIPMENT PLUMBING IN-SLAB ROUGH-IN - CATERING KITCHEN

1/4" = 1'-0"

See RFI 821
Ice Machine TA

TIPTON ASSOCIATES

RECORD DOCUMENTS - JANUARY 2019

These Record Documents have been prepared based on information provided by others. The Consultant has not verified the accuracy and/or completeness of this information and shall not be responsible for any errors or omissions that may be incorporated as a result of erroneous information provided by others.

UK - STUDENT CENTER RENOVATION AND EXPANSION - BP#3

Lexington, Kentucky

FOODSERVICE PLUMBING ROUGH-IN PLAN - CATERING KITCHEN

Job Number: 4968 | NOV 2015 | Drawn By: RRR | Checked By:JPZ | Revision:

This Drawing and the Design shown thereon are the property of Omni Architects. The reproduction, copying or other use of this Drawing or Design without the written consent of Omni Architects is prohibited.

Omni ARCHITECTS
212 North Upper Street
Lexington, Kentucky 40507-1001
p 859.252.6664
www.omniarchitects.com

PERKINS + WILL
1315 Peachtree Street
Atlanta, Georgia 30309
p 404.873.2300
www.perkinswill.com

BP3 - POST BID DRAWINGS

FS12.1.6

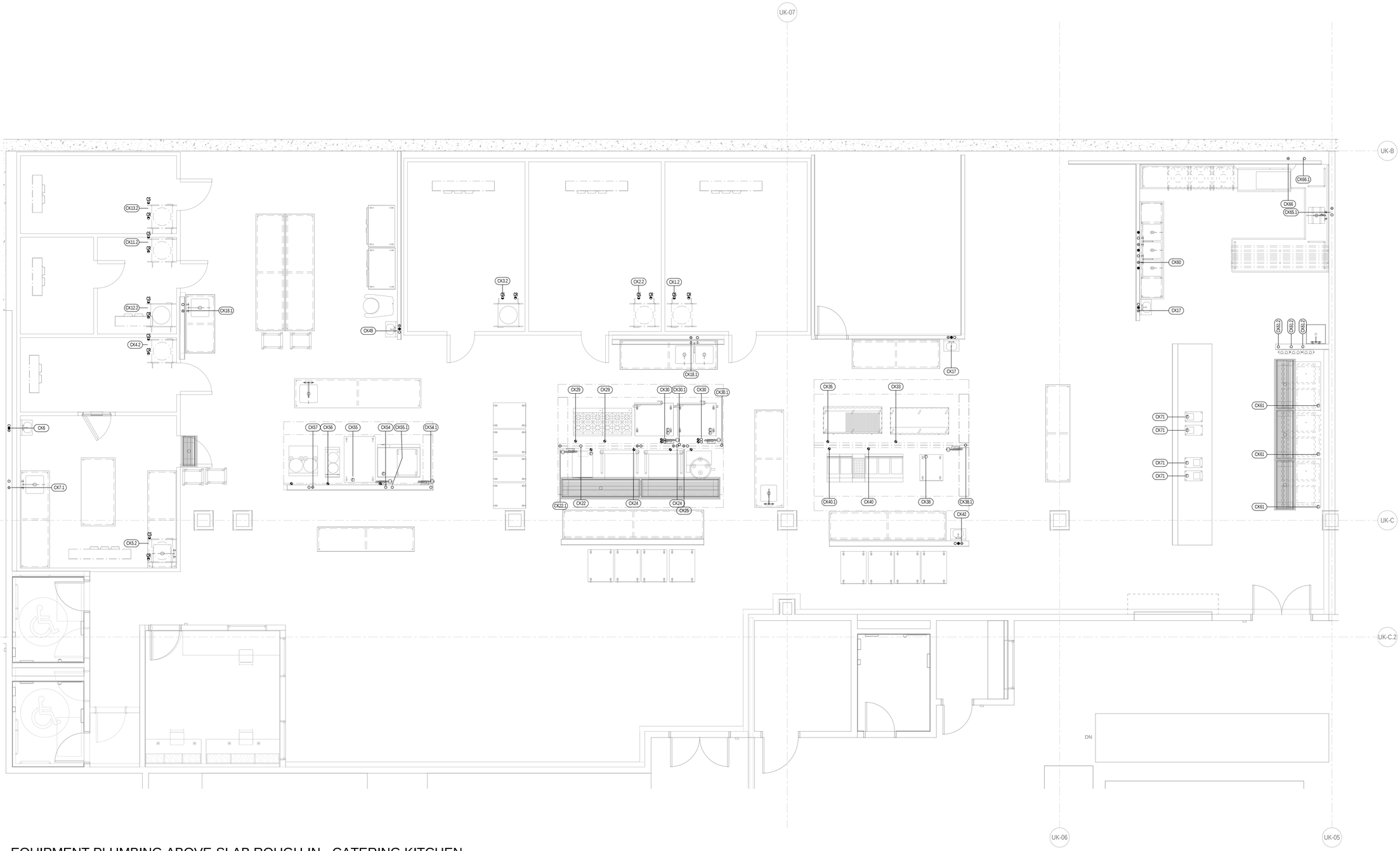

EQUIPMENT PLUMBING ABOVE-SLAB ROUGH-IN - CATERING KITCHEN

1/4" = 1'-0"

UK - STUDENT CENTER RENOVATION AND EXPANSION - BP#3

Lexington, Kentucky

FOODSERVICE PLUMBING ROUGH-IN PLAN - CATERING KITCHEN

Job Number: 4968 NOV 2015 Drawn By: RRR Checked By:JPZ Revision:

Omni ARCHITECTS
212 North Upper Street
Lexington, Kentucky 40507-1001
p 859.252.6664
www.omniarchitects.com

PERKINS + WILL
1315 Peachtree Street
Atlanta, Georgia 30309
p 404.873.2300
www.perkinswill.com

This Drawing and the Design shown thereon are the property of Omni Architects. The reproduction, copying or other use of this Drawing or Design without the written consent of Omni Architects is prohibited.

TIPTON ASSOCIATES

RECORD DOCUMENTS - JANUARY 2019

These Record Documents have been prepared based on information provided by others. The Consultant has not verified the accuracy and/or completeness of this information and shall not be responsible for any errors or omissions that may be incorporated as a result of erroneous information provided by others.

BP3 - POST BID DRAWINGS

FS12.1.7

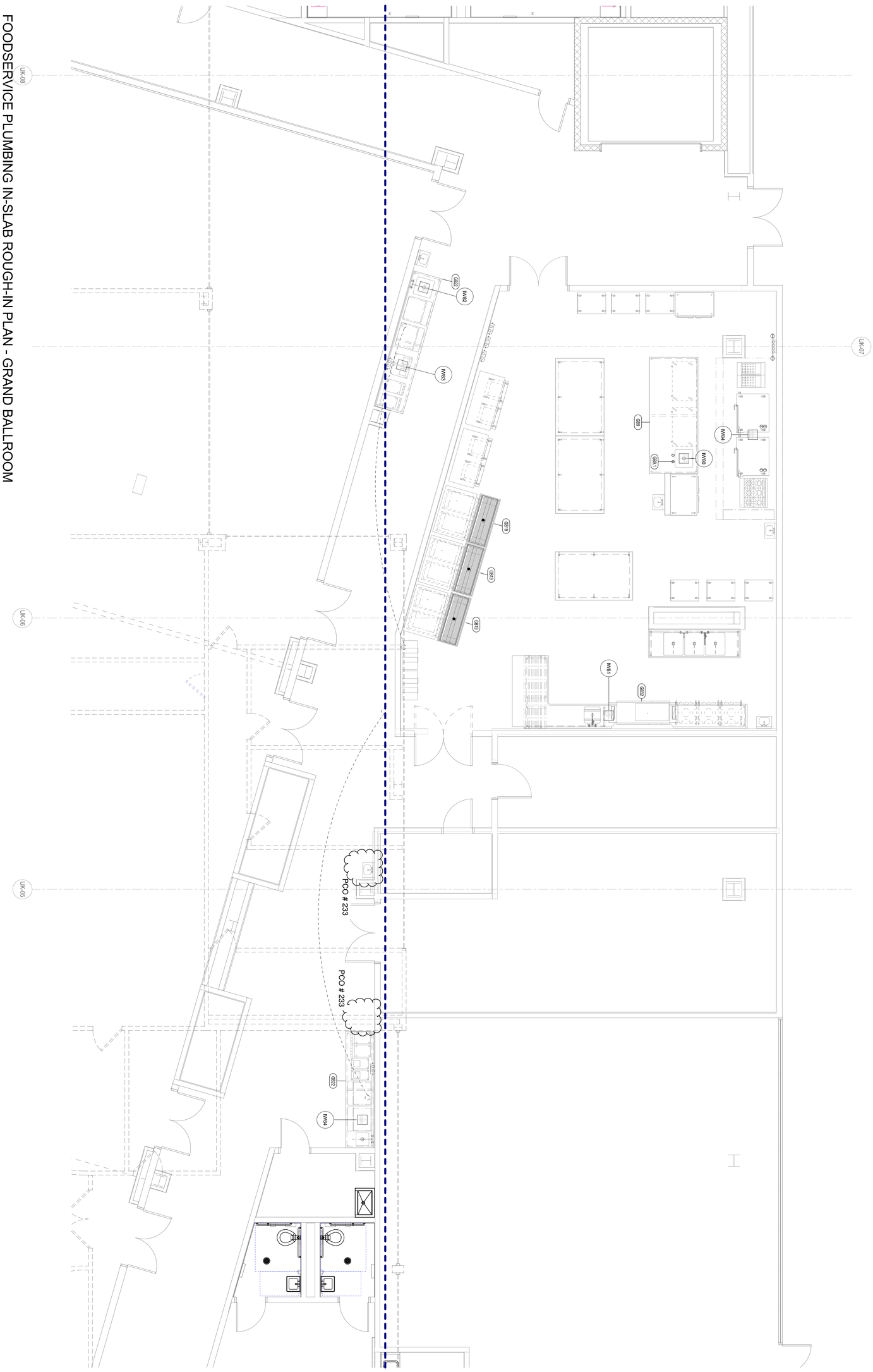

FOODSERVICE PLUMBING IN-SLAB ROUGH-IN PLAN - GRAND BALLROOM

1/4" = 1'-0"

RECORD DOCUMENTS - JANUARY 2019

These Record Documents have been prepared based on information provided by others. The Consultant has not verified the accuracy and/or completeness of this information and shall not be responsible for any errors or omissions that may be incorporated as a result of erroneous information provided by others.

TIPTON ASSOCIATES

FS12.2.1

BP3 - PCO # 233

UK - STUDENT CENTER RENOVATION AND EXPANSION - BP#3

Lexington, Kentucky

FOODSERVICE PLUMBING ROUGH-IN PLAN - GRAND BALLROOM

Job Number: 4968 JAN 2016 Drawn By: RRR Checked ByJPZ Revision:

Omni ARCHITECTS
212 North Upper Street
Lexington, Kentucky 40507-1001
p 859.252.6664
www.omniarchitects.com

PERKINS + WILL
1315 Peachtree Street
Atlanta, Georgia 30309
p 404.873.2300
www.perkinswill.com

This Drawing and the Design shown thereon are the property of Omni Architects. The reproduction, copying or other use of this Drawing or Design without the written consent of Omni Architects is prohibited.

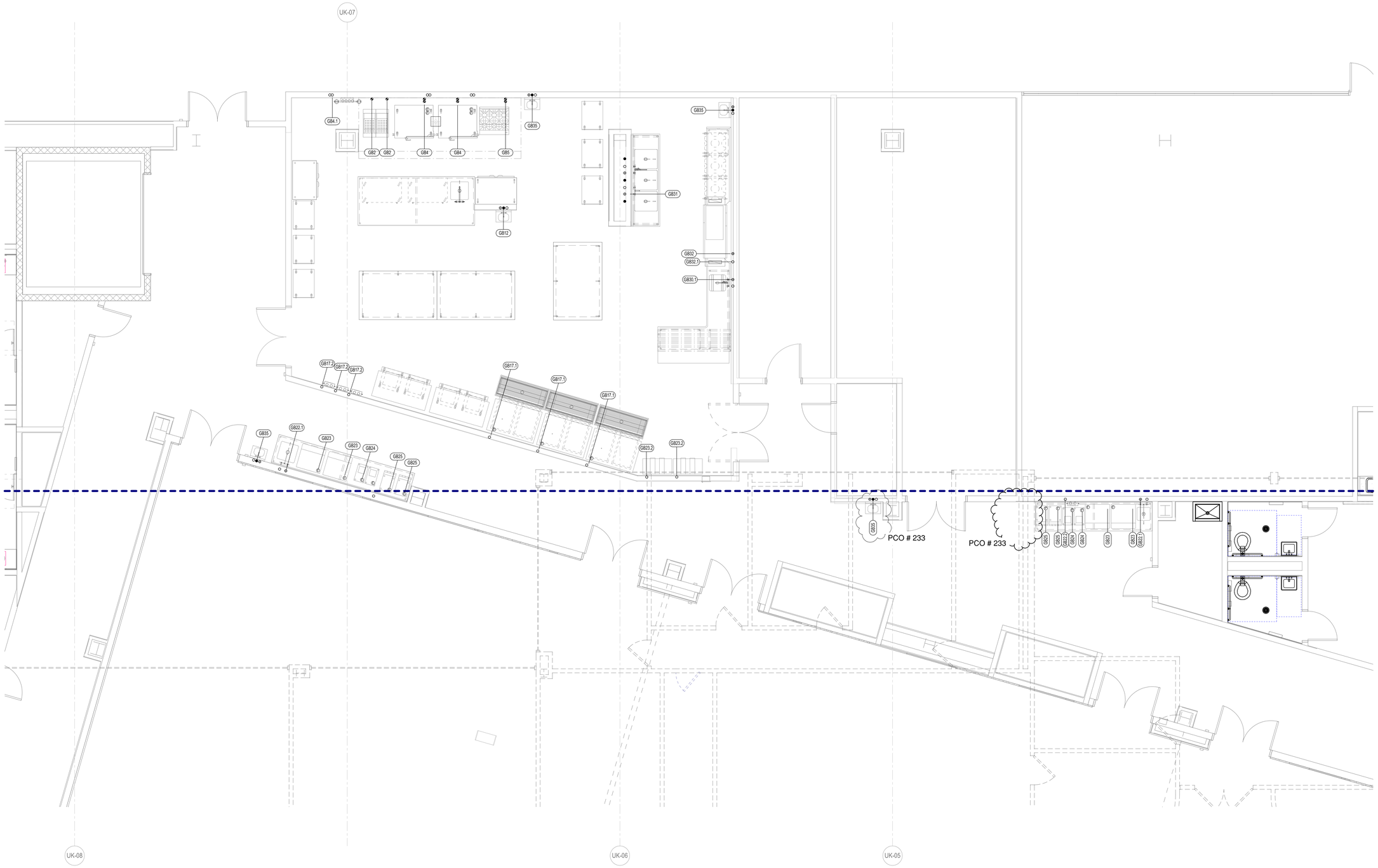

FOODSERVICE PLUMBING ABOVE-SLAB ROUGH-IN PLAN - GRAND BALLROOM

1/4" = 1'-0"

RECORD DOCUMENTS - JANUARY 2019

These Record Documents have been prepared based on information provided by others. The Consultant has not verified the accuracy and/or completeness of this information and shall not be responsible for any errors or omissions that may be incorporated as a result of erroneous information provided by others.

TIPTON ASSOCIATES

UK - STUDENT CENTER RENOVATION AND EXPANSION - BP#3

Lexington, Kentucky

FOODSERVICE PLUMBING ROUGH-IN PLAN - GRAND BALLROOM

Job Number: 4968 | JAN 2016 | Drawn By: RRR | Checked By:JPZ | Revision8

This Drawing and the Design shown thereon are the property of Omni Architects. The reproduction, copying or otherwise use of this Drawing or Design without the written consent of Omni Architects is prohibited.

Omni ARCHITECTS
212 North Upper Street
Lexington, Kentucky 40507-1001
p 859.252.6664
www.omniarchitects.com

PERKINS + WILL
1315 Peachtree Street
Atlanta, Georgia 30309
p 404.873.2300
www.perkinswill.com

BP3 - PCO # 233

FS12.2.2

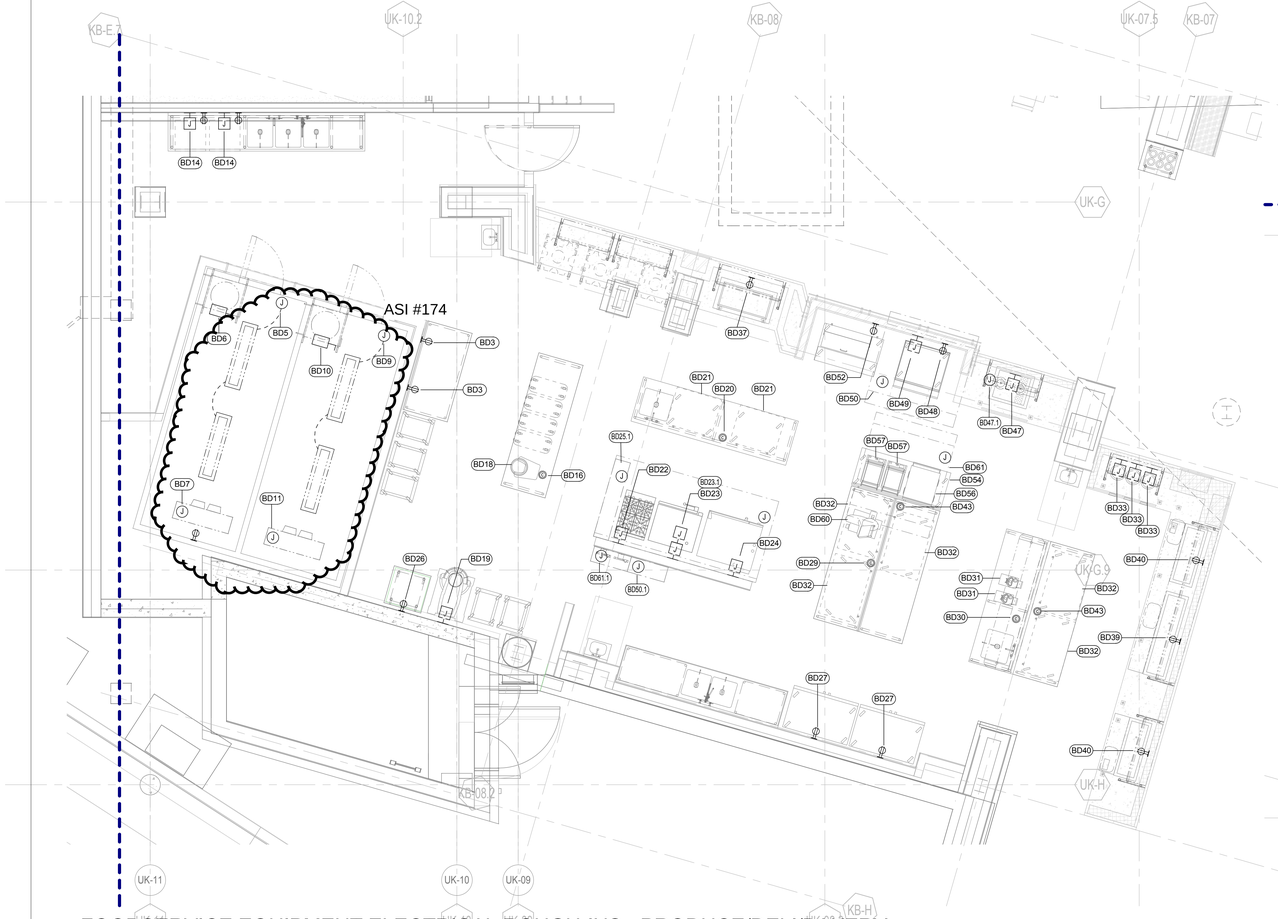

FOODSERVICE EQUIPMENT ELECTRICAL ROUGH-INS - PRODUCE/DELI/BAKERY

1/4" = 1'-0"

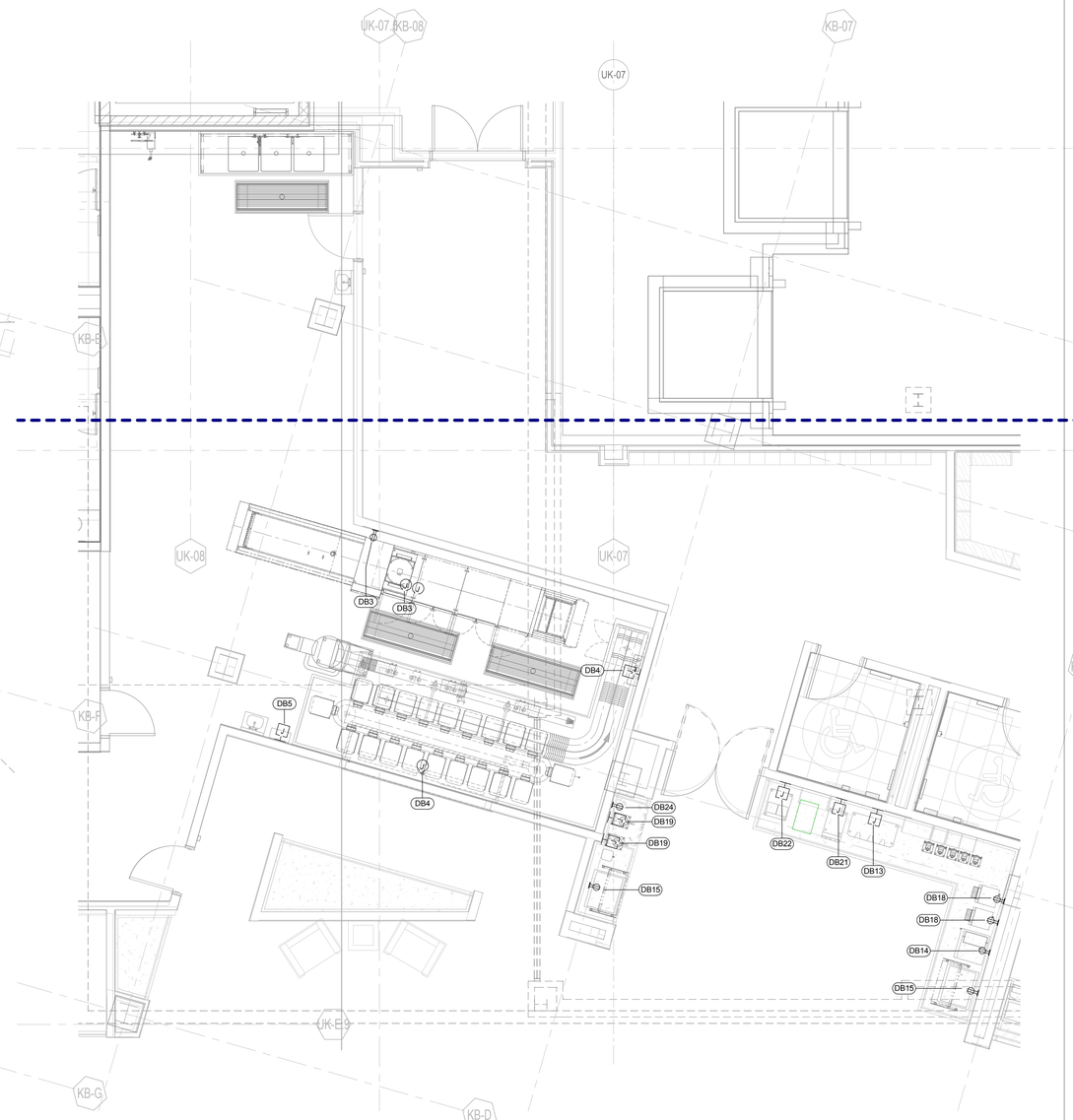

FOODSERVICE EQUIPMENT ELECTRICAL ROUGH-INS - PRODUCE/DELI/BAKERY

1/4" = 1'-0"

UK - STUDENT CENTER RENOVATION AND EXPANSION - BP#3

Lexington, Kentucky

FOODSERVICE ELECTRICAL ROUGH-IN PLAN - AYCE DINING

Job Number: 4968 | OCT 2016 | Drawn By: MLL | Checked By:JPZ | Revision:

This Drawing and the Design shown thereon are the property of Omni Architects. The reproduction, copying or otherwise with this Drawing or Design without the written consent of Omni Architects is prohibited.

PERKINS + WILL
1315 Peachtree Street
Atlanta, Georgia 30309
p 404.873.2300
www.perkinswill.com

Omni ARCHITECTS
212 North Upper Street
Lexington, Kentucky 40507-1001
p 859.252.6664
www.omniarchitects.com

TIPTON ASSOCIATES

RECORD DOCUMENTS - JANUARY 2019

These Record Documents have been prepared based on information provided by others. The Consultant has not verified the accuracy and/or completeness of this information and shall not be responsible for any errors or omissions that may be incorporated as a result of erroneous information provided by others.

BP3 - ASI #174

FS13.1

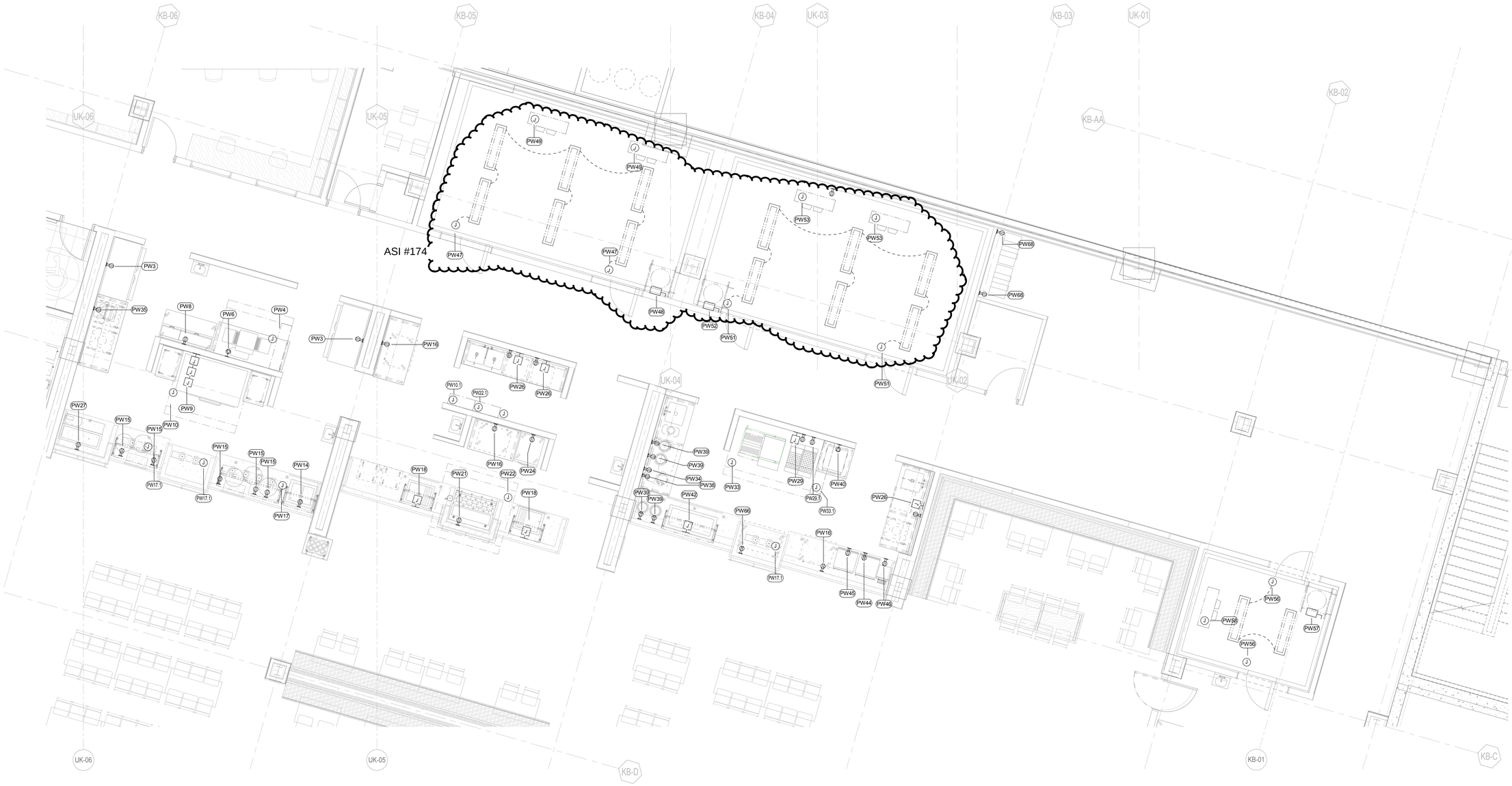

FOODSERVICE EQUIPMENT ELECTRICAL ROUGH-INS - PIZZA/SAUTE/WORRY FREE/WALK-INS

1/4" = 1'-0"

UK - STUDENT CENTER RENOVATION AND EXPANSION - BP#3

Lexington, Kentucky

FOODSERVICE ELECTRICAL ROUGH-IN PLAN - AYCE DINING

Job Number: 4968 | OCT 2016 | Drawn By: MLL | Checked By:JPZ | Revision:

This Drawing and the Design shown thereon are the property of Omni Architects. The reproduction, copying or otherwise with this Drawing or Design without the written consent of Omni Architects is prohibited.

Omni ARCHITECTS
212 North Upper Street
Lexington, Kentucky 40507-1001
p 859.252.6664
www.omniarchitects.com

PERKINS + WILL
1315 Peachtree Street
Atlanta, Georgia 30309
p 404.873.2300
www.perkinswill.com

TIPTON ASSOCIATES

RECORD DOCUMENTS - JANUARY 2019

These Record Documents have been prepared based on information provided by others. The Consultant has not verified the accuracy and/or completeness of this information and shall not be responsible for any errors or omissions that may be incorporated as a result of erroneous information provided by others.

BP3 - ASI #174

FS13.1.1

FOODSERVICE EQUIPMENT ELECTRICAL ROUGH-INS - SOUTHWESTERN/BEVERAGE

1/4" = 1'-0"

FOODSERVICE EQUIPMENT ELECTRICAL ROUGH-INS - GRILL/TRADITIONS

1/4" = 1'-0"

See RFI 826
Receptacles needed for workable item SB28

TIPTON ASSOCIATES

RECORD DOCUMENTS - JANUARY 2019

These Record Documents have been prepared based on information provided by others. The Consultant has not verified the accuracy and/or completeness of this information and shall not be responsible for any errors or omissions that may be incorporated as a result of erroneous information provided by others.

UK - STUDENT CENTER RENOVATION AND EXPANSION - BP#3

Lexington, Kentucky

FOODSERVICE ELECTRICAL ROUGH-IN PLAN - AYCE DINING

Job Number: 4968 | OCT 2016 | Drawn By: MLL | Checked By:JPZ | Revision:

This Drawing and the Design shown thereon are the property of Omni Architects. The reproduction, copying or other use of this Drawing or Design without the written consent of Omni Architects is prohibited.

Omni ARCHITECTS
212 North Upper Street
Lexington, Kentucky 40507-1001
p 859.252.6664
www.omniarchitects.com

PERKINS + WILL
1315 Peachtree Street
Atlanta, Georgia 30309
p 404.873.2300
www.perkinswill.com

BP3 -ASI #174

FS13.1.2

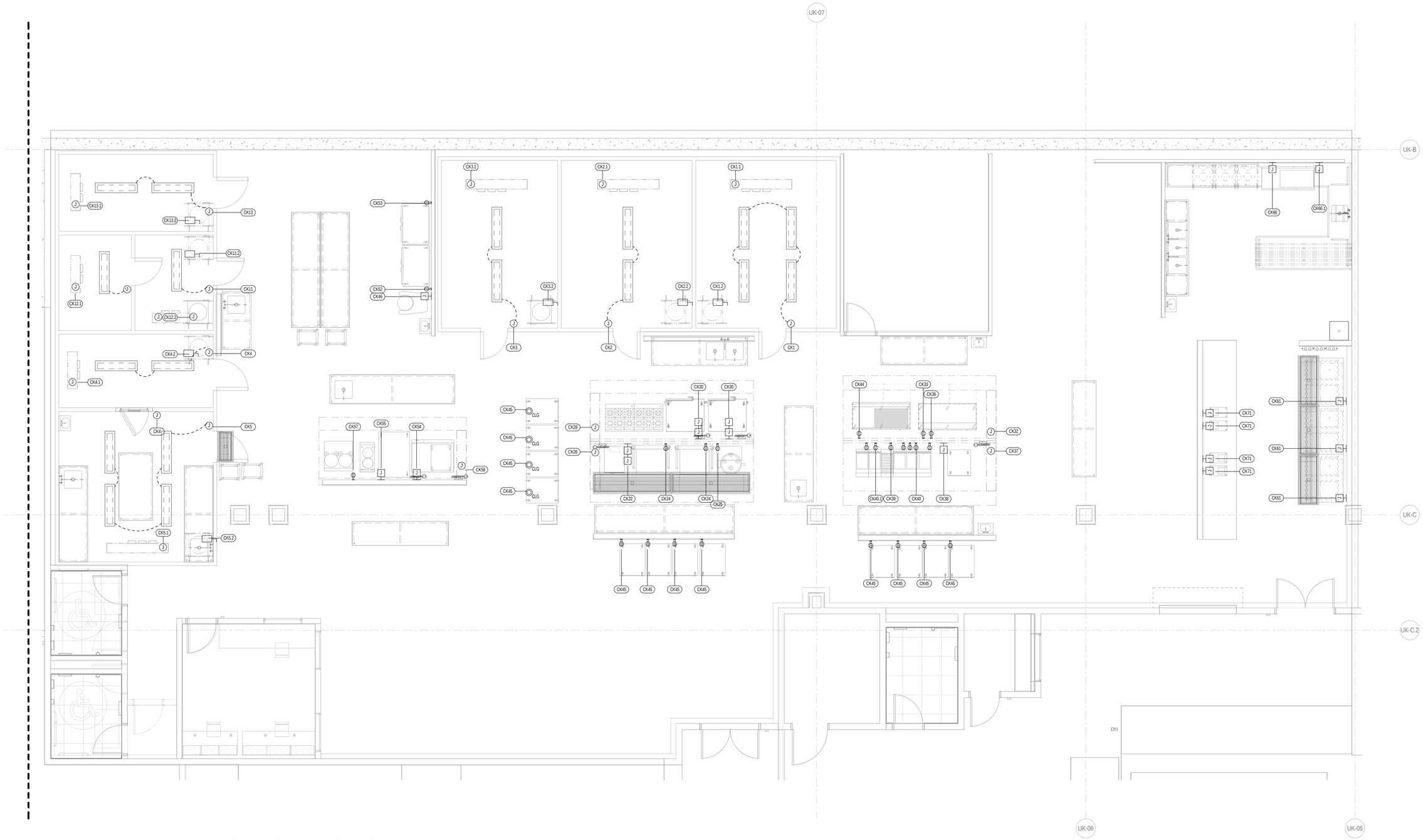

EQUIPMENT ELECTRIC ROUGH-IN - CATERING KITCHEN

1/4" = 1'-0"

UK - STUDENT CENTER RENOVATION AND EXPANSION - BP#3

Lexington, Kentucky

FOODSERVICE ELECTRIC ROUGH-IN PLAN - CATERING KITCHEN

Job Number: 4968 | NOV 2015 | Drawn By: RRR | Checked By:JPZ | Revision:

This Drawing and the Design shown thereon are the property of Omni Architects. The reproduction, copying or other use of this Drawing or Design without the written consent of Omni Architects is prohibited.

Omni ARCHITECTS
212 North Upper Street
Lexington, Kentucky 40507-1001
p 859.252.6664
www.omniarchitects.com

PERKINS + WILL
1315 Peachtree Street
Atlanta, Georgia 30309
p 404.873.2300
www.perkinswill.com

TIPTON ASSOCIATES

RECORD DOCUMENTS - JANUARY 2019

These Record Documents have been prepared based on information provided by others. The Consultant has not verified the accuracy and/or completeness of this information and shall not be responsible for any errors or omissions that may be incorporated as a result of erroneous information provided by others.

BP3 - POST BID DRAWINGS

FS13.1.3

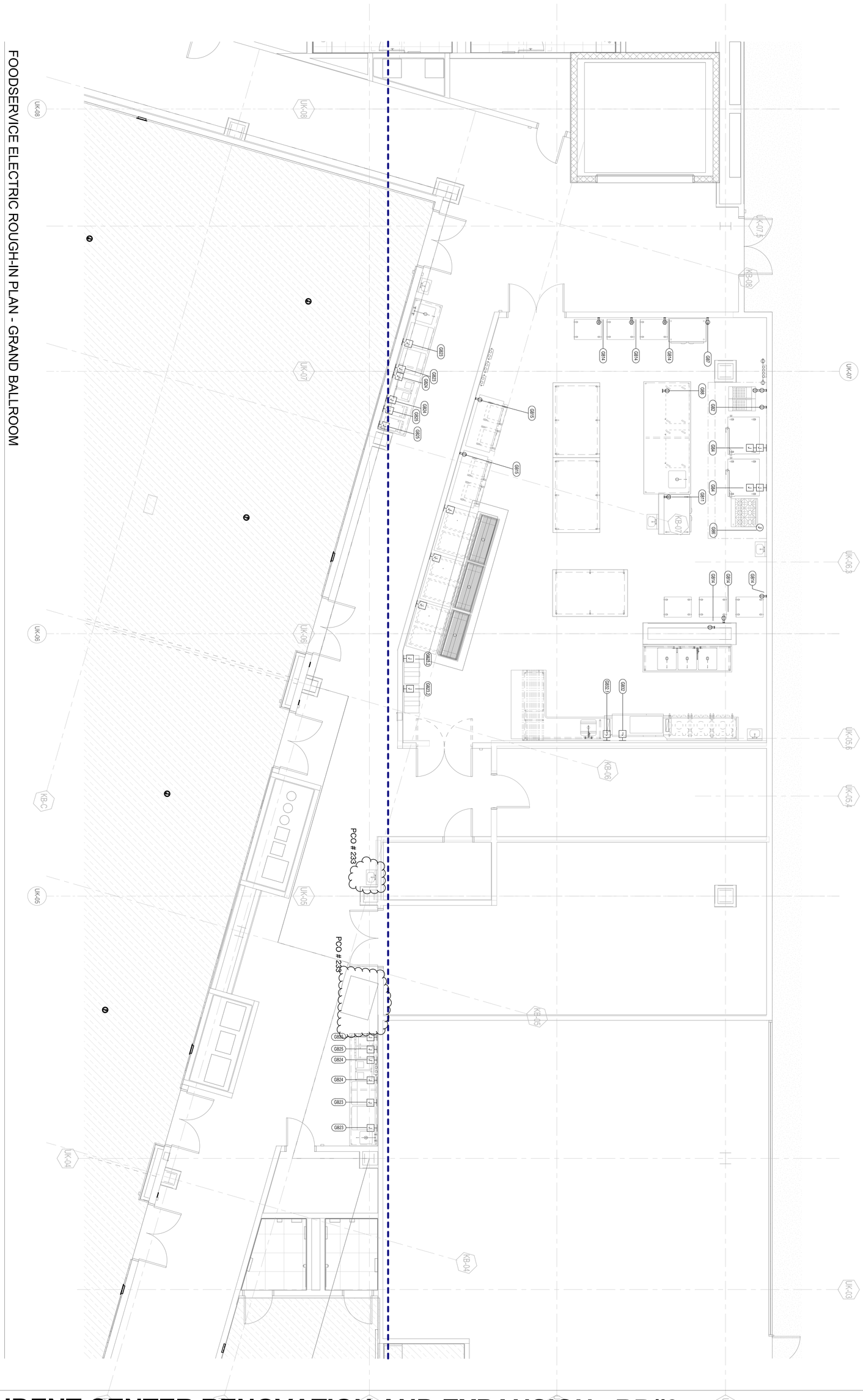

FOODSERVICE ELECTRIC ROUGH-IN PLAN - GRAND BALLROOM
1/4" = 1'-0"

RECORD DOCUMENTS - JANUARY 2019

These Record Documents have been prepared based on information provided by others. The Consultant has not verified the accuracy and/or completeness of this information and shall not be responsible for any errors or omissions that may be incorporated as a result of erroneous information provided by others.

TIPTON ASSOCIATES

UK - STUDENT CENTER RENOVATION AND EXPANSION - BP#3

Lexington, Kentucky

FOODSERVICE ELECTRIC ROUGH-IN PLAN - GRAND BALLROOM

Job Number: 4968 JAN 2016 Drawn By: RRR Checked ByJPZ Revision:

BP3 - PCO # 233

FS13.2.1

Omni ARCHITECTS
212 North Upper Street
Lexington, Kentucky 40507-1001
p 859.252.6664
www.omniarchitects.com

PERKINS + WILL
1315 Peachtree Street
Atlanta, Georgia 30309
p 404.873.2300
www.perkinswill.com

This Drawing and the Design shown thereon are the property of Omni Architects. The reproduction, copying or other use of this Drawing or Design without the written consent of Omni Architects is prohibited.

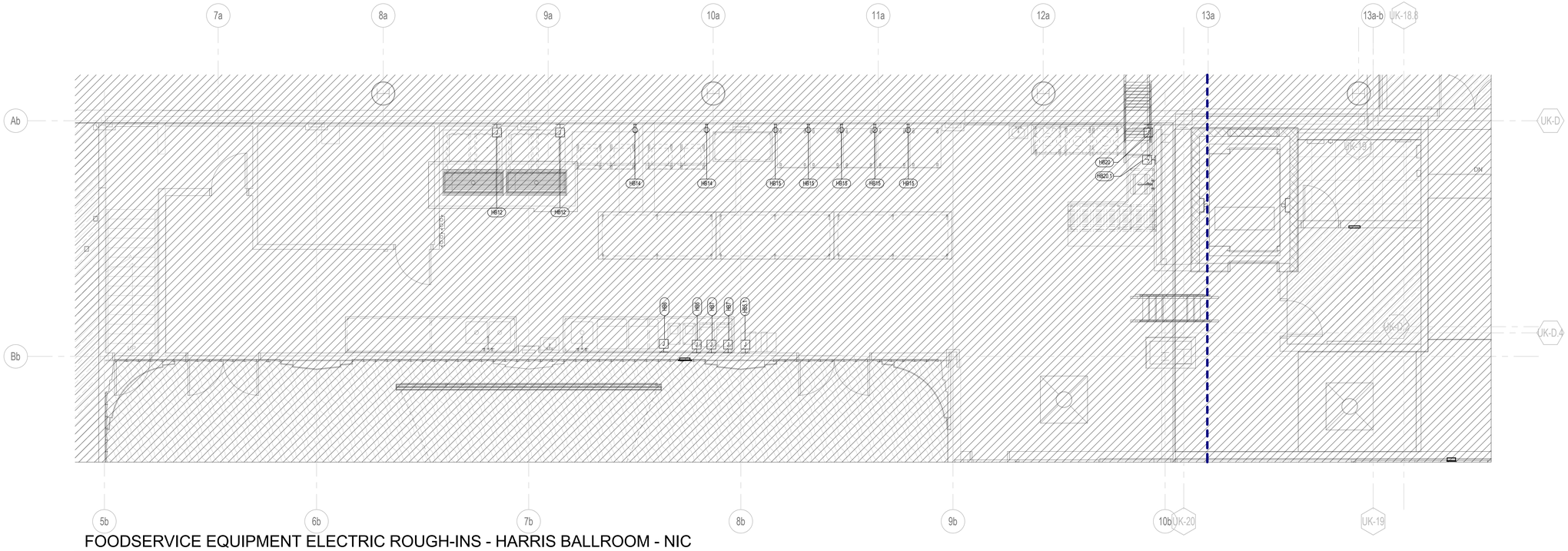

FOODSERVICE EQUIPMENT ELECTRIC ROUGH-INS - HARRIS BALLROOM - NIC

1/4" = 1'-0"

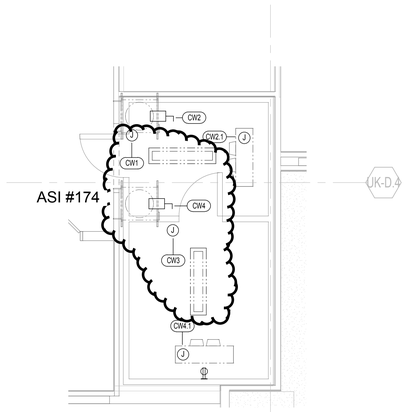

FOODSERVICE EQUIPMENT ELECTRICAL ROUGH-INS - CHICK-FIL-A WALK-IN

1/4" = 1'-0"

UK-15

UK - STUDENT CENTER RENOVATION AND EXPANSION - BP#3

Lexington, Kentucky

FOODSERVICE ELECTRIC ROUGH-IN PLAN - HARRIS BALLROOM - NIC AND CHICK-FIL-A WALK-IN

Job Number: 4968 | OCT 2016 | Drawn By: RRR | Checked By:JPZ | Revision3

This Drawing and the Design shown thereon are the property of Omni Architects. The reproduction, copying or other use of this Drawing in any form without the written consent of Omni Architects is prohibited.

Omni ARCHITECTS
212 North Upper Street
Lexington, Kentucky 40507-1001
p 859.252.6664
www.omniarchitects.com

PERKINS + WILL
1315 Peachtree Street
Atlanta, Georgia 30309
p 404.873.2300
www.perkinswill.com

TIPTON ASSOCIATES

RECORD DOCUMENTS - JANUARY 2019

These Record Documents have been prepared based on information provided by others. The Consultant has not verified the accuracy and/or completeness of this information and shall not be responsible for any errors or omissions that may be incorporated as a result of erroneous information provided by others.

BP3 - ASI #174

FS13.3.1

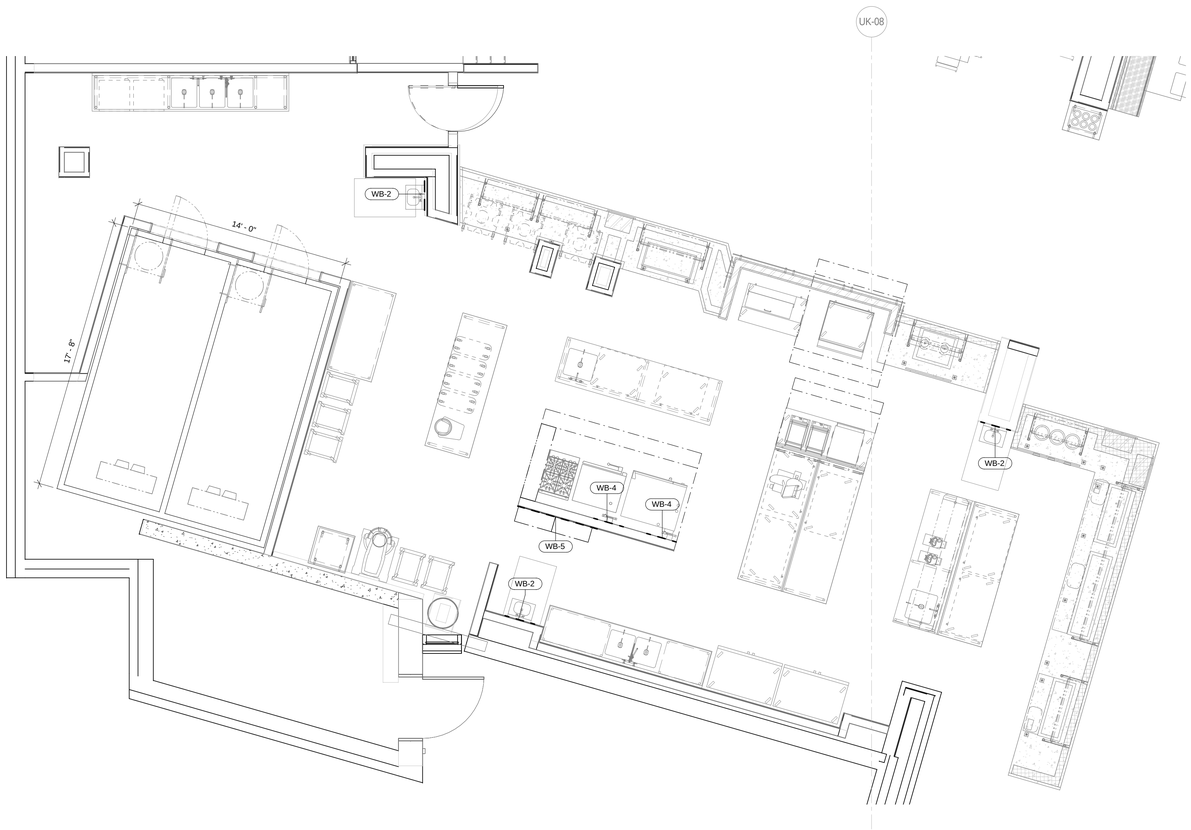

FOODSERVICE EQUIPMENT SPECIAL CONDITIONS PLAN - PRODUCE/DELI/BAKERY

1/4" = 1'-0"

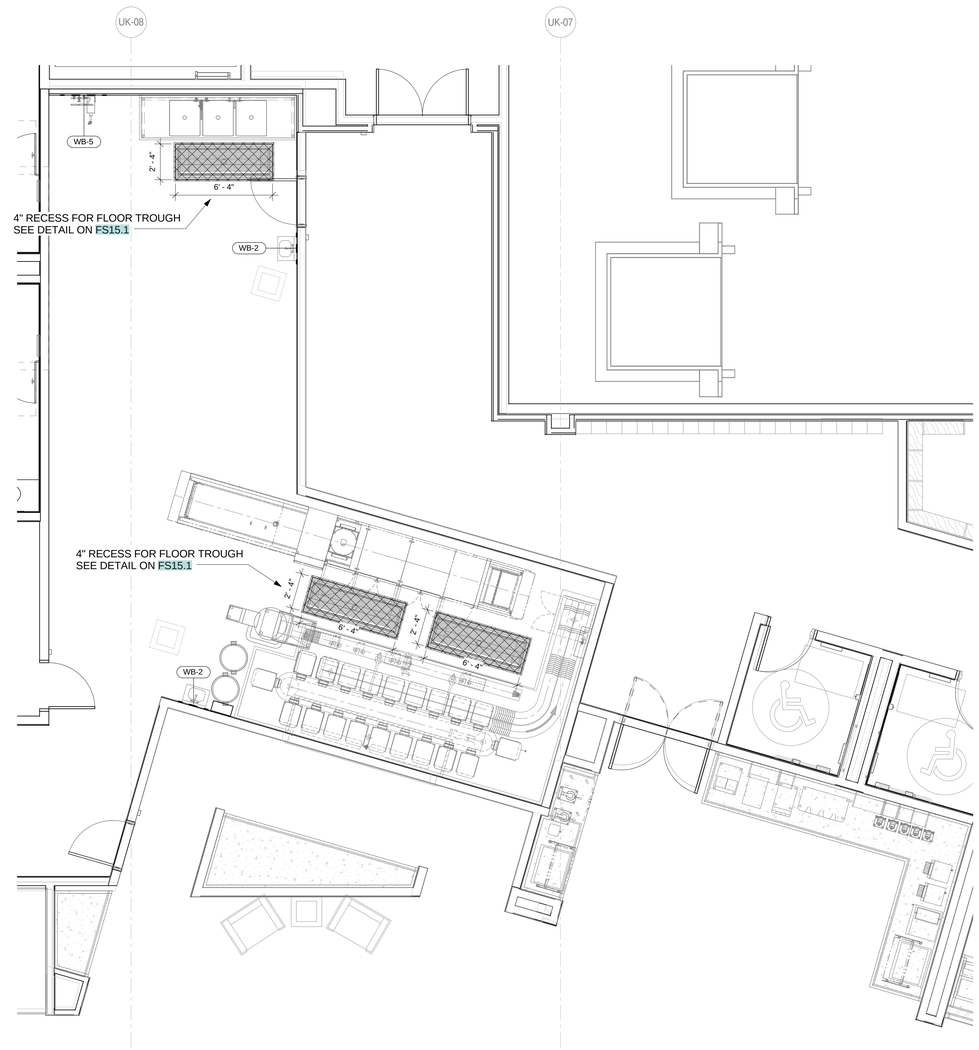

FOODSERVICE EQUIPMENT SPECIAL CONDITIONS PLAN - DISHROOM/BREAKFAST

1/4" = 1'-0"

TIPTON ASSOCIATES

RECORD DOCUMENTS - JANUARY 2019

These Record Documents have been prepared based on information provided by others. The Consultant has not verified the accuracy and/or completeness of this information and shall not be responsible for any errors or omissions that may be incorporated as a result of erroneous information provided by others.

UK - STUDENT CENTER RENOVATION AND EXPANSION - BP#3

Lexington, Kentucky

FOODSERVICE SPECIAL CONDITIONS PLAN - AYCE DINING

Job Number: 4968 | NOV 2015 | Drawn By: MLL | Checked By:JPZ | Revision:

This Drawing and the Design shown thereon are the property of Omni Architects. The reproduction, copying or otherwise use of this Drawing or Design without the written consent of Omni Architects is prohibited.

Omni ARCHITECTS
212 North Upper Street
Lexington, Kentucky 40507-1001
p 859.252.6664
www.omniarchitects.com

PERKINS + WILL
1315 Peachtree Street
Atlanta, Georgia 30309
p 404.873.2300
www.perkinswill.com

BP3 - POST BID DRAWINGS

FS14.1

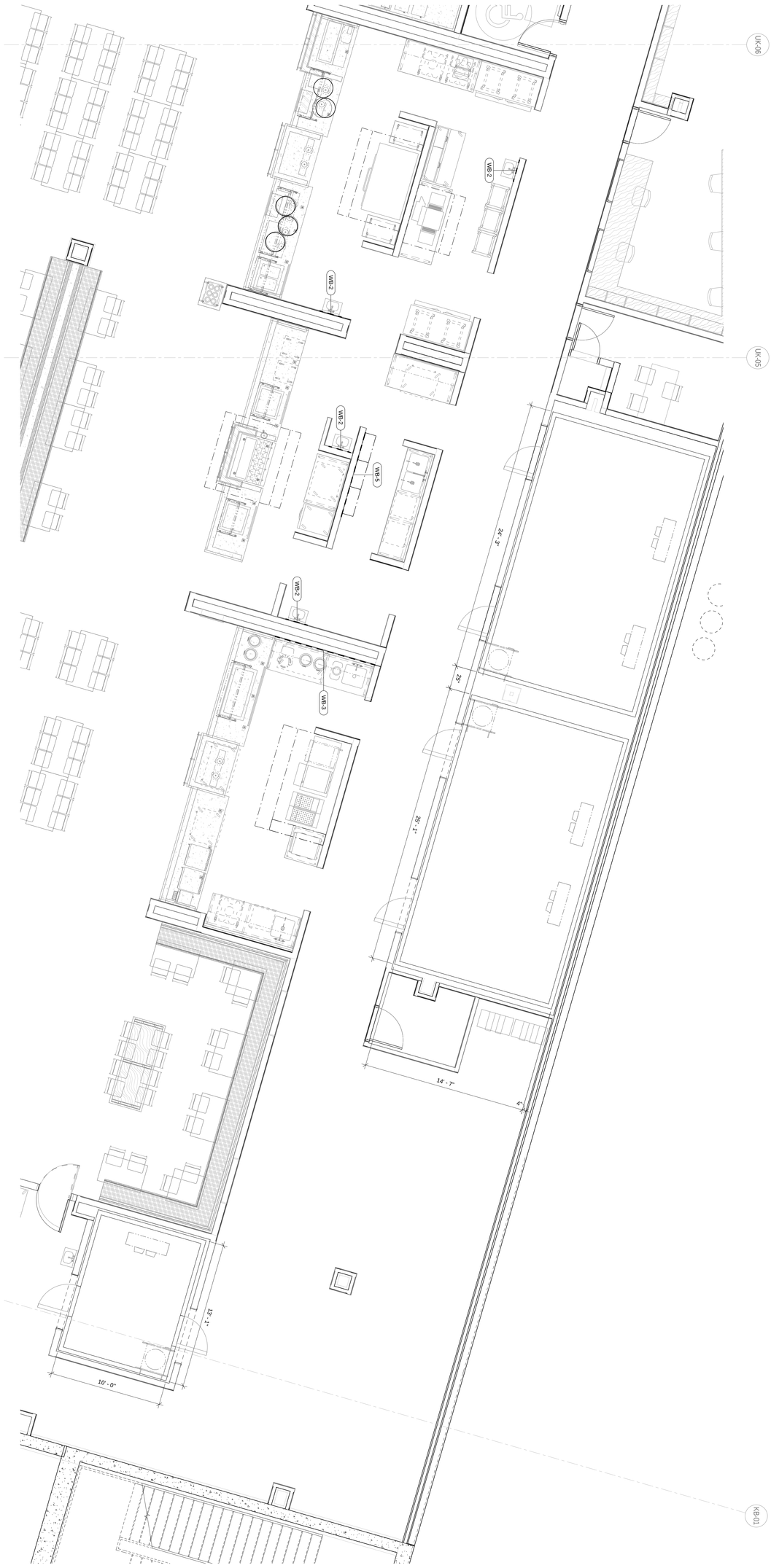

FOODSERVICE EQUIPMENT SPECIAL CONDITIONS PLAN - PIZZA/SAUTE/WORRY FREE/WALK-INS

1/4" = 1'-0"

RECORD DOCUMENTS - JANUARY 2019

These Record Documents have been prepared based on information provided by others. The Consultant has not verified the accuracy and/or completeness of this information and shall not be responsible for any errors or omissions that may be incorporated as a result of erroneous information provided by others.

TIPTON ASSOCIATES

UK - STUDENT CENTER RENOVATION AND EXPANSION - BP#3

Lexington, Kentucky

FOODSERVICE SPECIAL CONDITIONS PLAN - AYCE DINING

Job Number: 4968 NOV 2015 Drawn By: MLL Checked ByJPZ Revision:

FS14.1.1

BP3 - POST BID DRAWINGS

Omni ARCHITECTS
212 North Upper Street
Lexington, Kentucky 40507-1001
p 859.252.6664
www.omniarchitects.com

PERKINS + WILL
1315 Peachtree Street
Atlanta, Georgia 30309
p 404.873.2300
www.perkinswill.com

This Drawing and the Design shown thereon are the property of Omni Architects. The reproduction, copying or other use of this Drawing or Design without the written consent of Omni Architects is prohibited.

DARRIN BADON REGISTERED NO. 8175 COMMONWEALTH OF KENTUCKY ARCHITECT

BLINK FORWARD

Next Sheet
Index Sheet
Previous Sheet

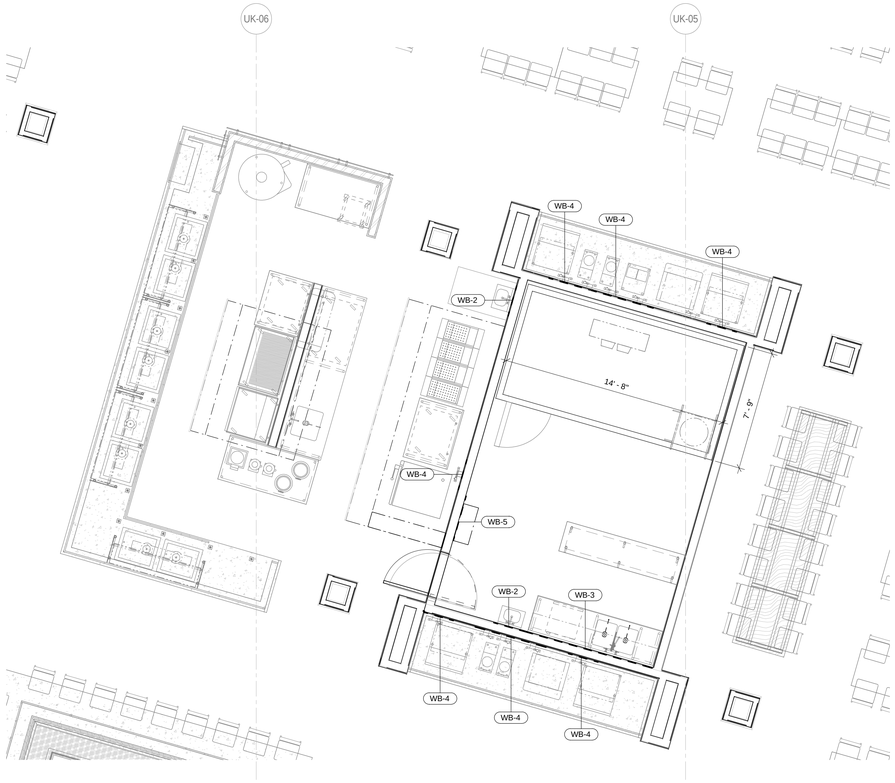

FOODSERVICE EQUIPMENT SPECIAL CONDITIONS PLAN - SOUTHWESTERN/BEVERAGE COUNTER

1/4" = 1'-0"

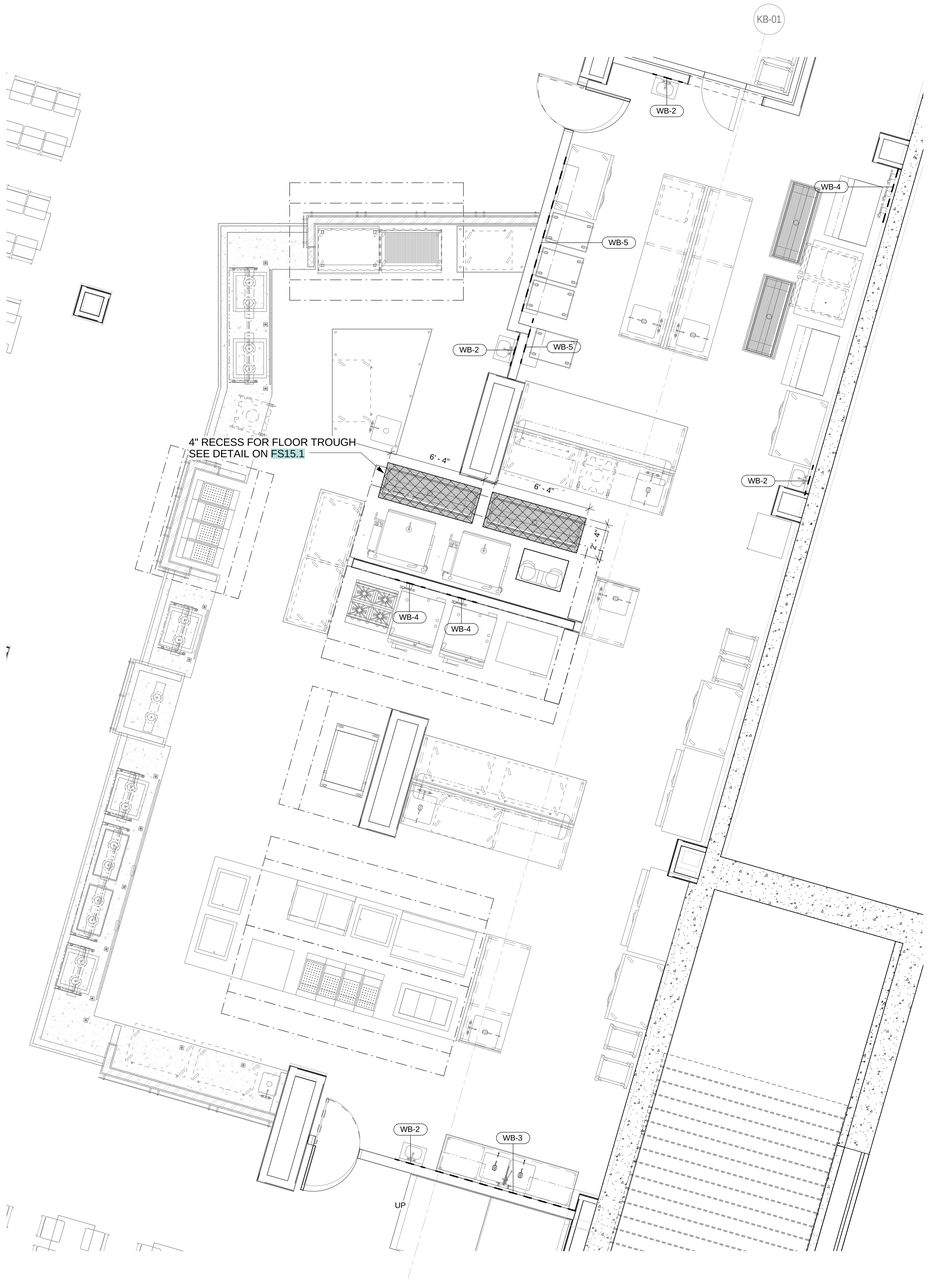

FOODSERVICE EQUIPMENT SPECIAL CONDITIONS PLAN - GRILL/TRADITIONS

1/4" = 1'-0"

UK - STUDENT CENTER RENOVATION AND EXPANSION - BP#3

Lexington, Kentucky

FOODSERVICE SPECIAL CONDITIONS PLAN - AYCE DINING

Job Number: 4968 | NOV 2015 | Drawn By: MLL | Checked By:JPZ | Revision:

This Drawing and the Design shown thereon are the property of Omni Architects. The reproduction, copying or otherwise use of this Drawing or Design without the written consent of Omni Architects is prohibited.

Omni ARCHITECTS
212 North Upper Street
Lexington, Kentucky 40507-1001
p 859.252.6664
www.omniarchitects.com

PERKINS + WILL
1315 Peachtree Street
Atlanta, Georgia 30309
p 404.873.2300
www.perkinswill.com

TIPTON ASSOCIATES

RECORD DOCUMENTS - JANUARY 2019

These Record Documents have been prepared based on information provided by others. The Consultant has not verified the accuracy and/or completeness of this information and shall not be responsible for any errors or omissions that may be incorporated as a result of erroneous information provided by others.

BP3 - POST BID DRAWINGS

FS14.1.2

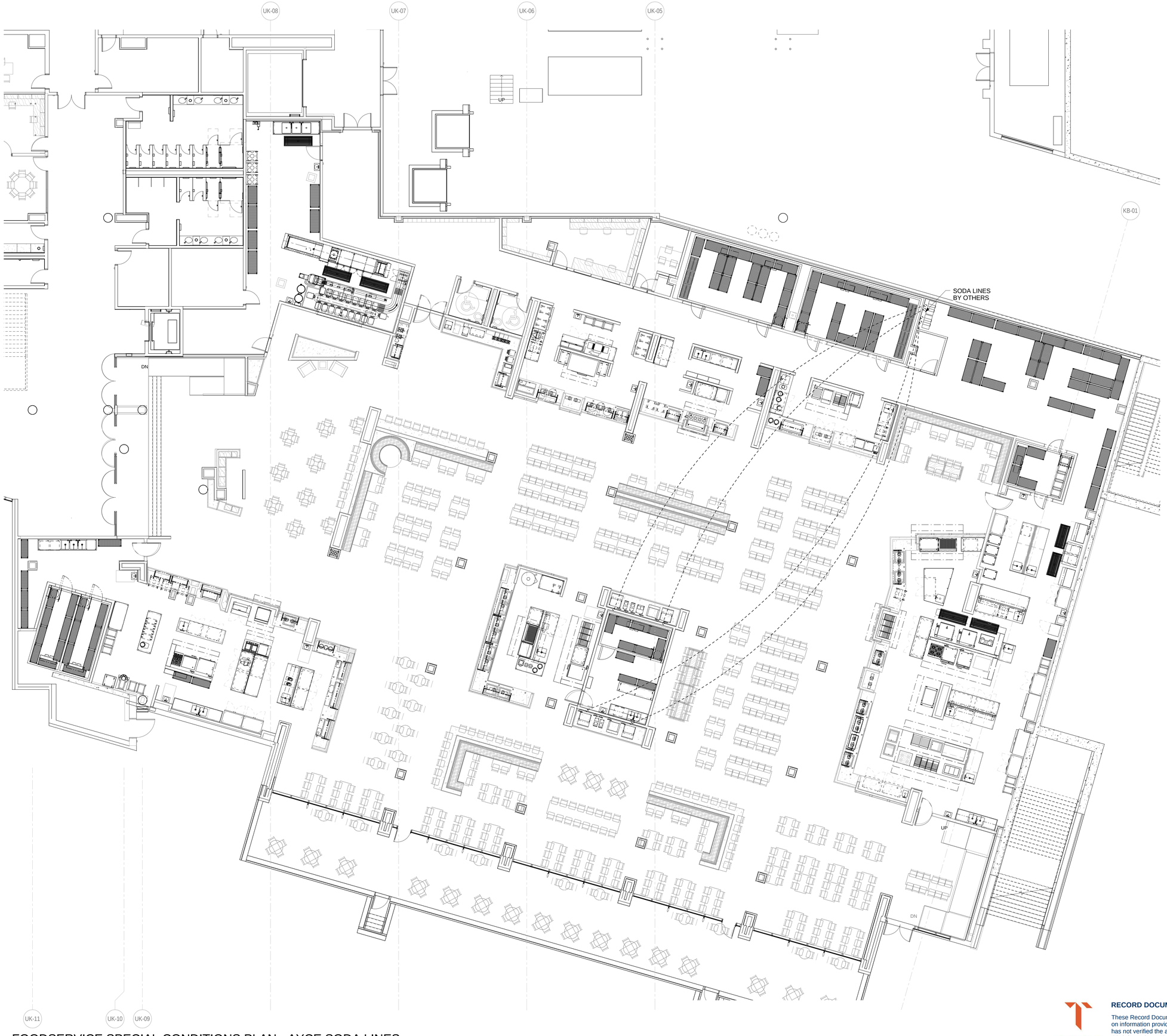

FOODSERVICE SPECIAL CONDITIONS PLAN - AYCE SODA LINES

1/8" = 1'-0"

TIPTON ASSOCIATES

RECORD DOCUMENTS - JANUARY 2019

These Record Documents have been prepared based on information provided by others. The Consultant has not verified the accuracy and/or completeness of this information and shall not be responsible for any errors or omissions that may be incorporated as a result of erroneous information provided by others.

UK - STUDENT CENTER RENOVATION AND EXPANSION - BP#3

Lexington, Kentucky

FOODSERVICE SPECIAL CONDITIONS PLAN - AYCE DINING SODA LINES

Job Number: 4968 | NOV 2015 | Drawn By: MLL | Checked By:JPZ | Revision:

This Drawing and the Design shown thereon are the property of Omni Architects. The reproduction, copying or other use of this Drawing or Design without the written consent of Omni Architects is prohibited.

Omni ARCHITECTS
212 North Upper Street
Lexington, Kentucky 40507-1001
p 859.252.6664
www.omniarchitects.com

PERKINS + WILL
1315 Peachtree Street
Atlanta, Georgia 30309
p 404.873.2300
www.perkinswill.com

BP3 - POST BID DRAWINGS

FS14.1.3

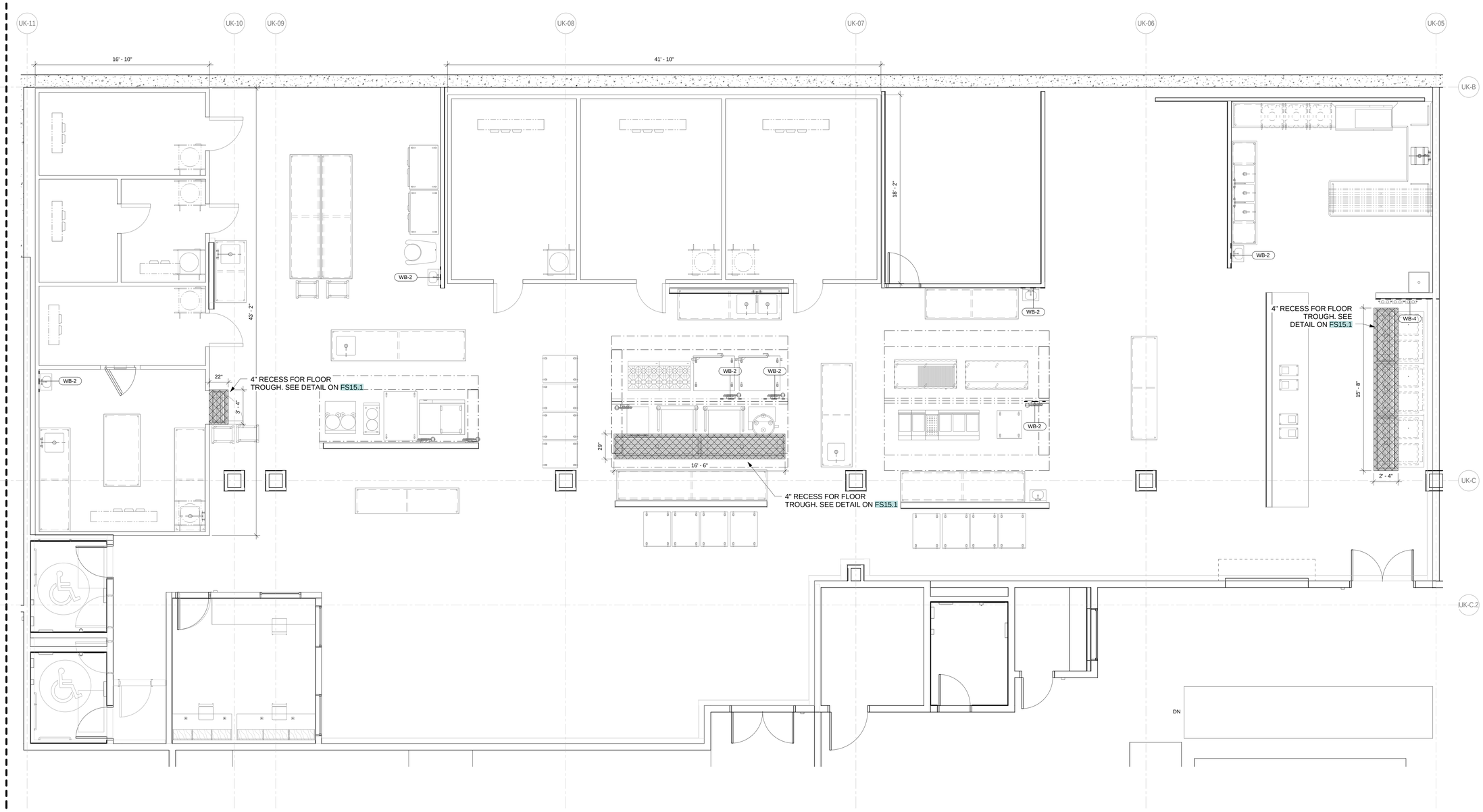

FOODSERVICE EQUIPMENT SPECIAL CONDITIONS PLAN - CATERING KITCHEN

1/4" = 1'-0"

TIPTON ASSOCIATES

RECORD DOCUMENTS - JANUARY 2019

These Record Documents have been prepared based on information provided by others. The Consultant has not verified the accuracy and/or completeness of this information and shall not be responsible for any errors or omissions that may be incorporated as a result of erroneous information provided by others.

UK - STUDENT CENTER RENOVATION AND EXPANSION - BP#3

Lexington, Kentucky

FOODSERVICE SPECIAL CONDITIONS PLAN - CATERING KITCHEN

Job Number: 4968 | NOV 2015 | Drawn By: MLL | Checked By:JPZ | Revision:

This Drawing and the Design shown thereon are the property of Omni Architects. The reproduction, copying or other use of this Drawing or Design without the written consent of Omni Architects is prohibited.

PERKINS + WILL
1315 Peachtree Street
Atlanta, Georgia 30309
p 404.873.2300
www.perkinswill.com

Omni ARCHITECTS
212 North Upper Street
Lexington, Kentucky 40507-1001
p 859.252.6664
www.omniarchitects.com

BP3 - POST BID DRAWINGS

FS14.1.4

BLINK FORWARD

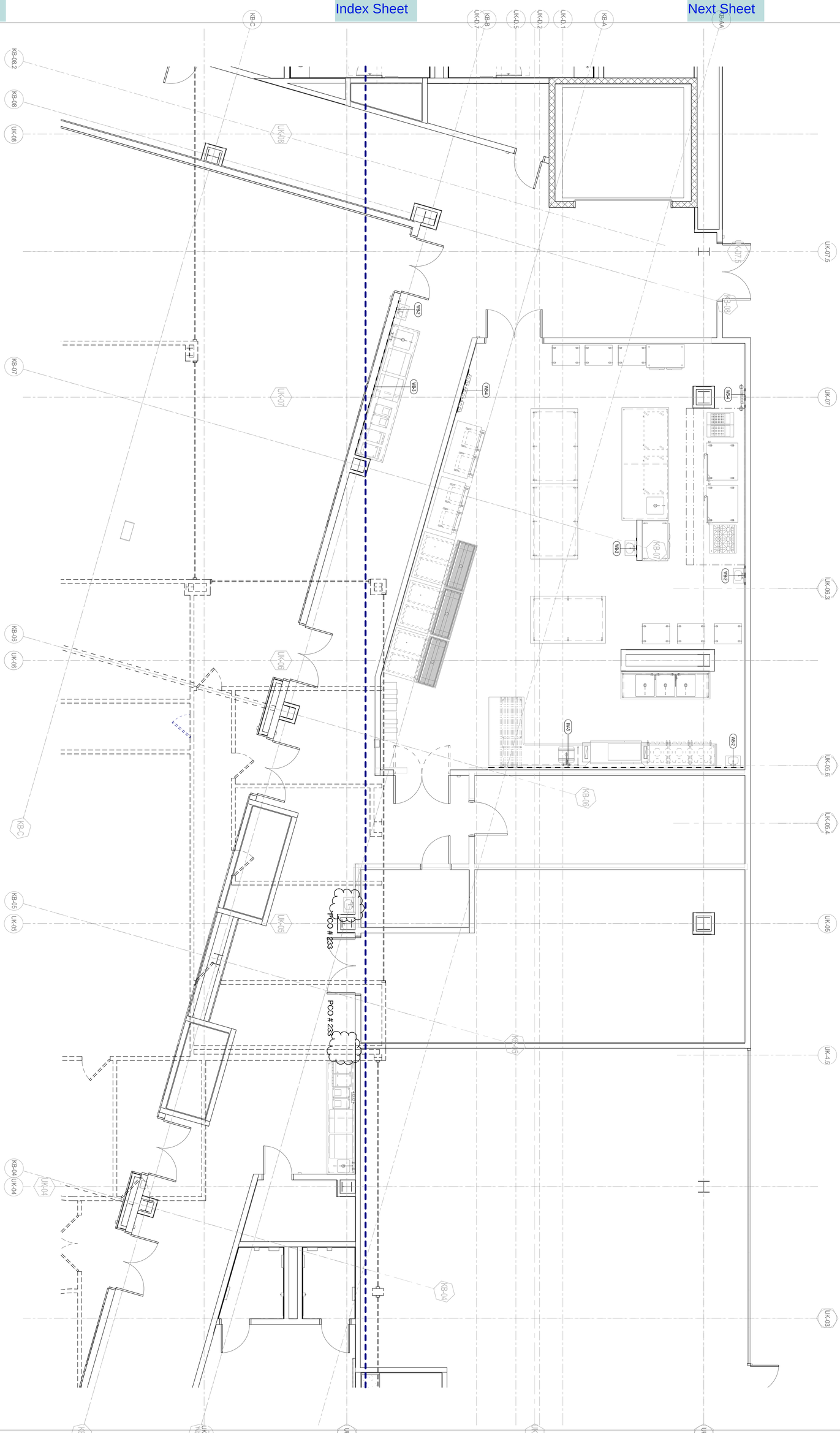

FOODSERVICE SPECIAL CONDITIONS - GRAND BALLROOM

1/4" = 1'-0"

RECORD DOCUMENTS - JANUARY 2019

These Record Documents have been prepared based on information provided by others. The Consultant has not verified the accuracy and/or completeness of this information and shall not be responsible for any errors or omissions that may be incorporated as a result of erroneous information provided by others.

TIPTON ASSOCIATES

FS14.2.1

BP3 - PCO # 233

UK - STUDENT CENTER RENOVATION AND EXPANSION - BP#3

Lexington, Kentucky

FOODSERVICE SPECIAL CONDITIONS PLAN - GRAND BALLROOM

Job Number: 4968 JAN 2016 Drawn By: MLL Checked ByJPZ Revision:

Omni ARCHITECTS
212 North Upper Street
Lexington, Kentucky 40507-1001
p 859.252.6664
www.omniarchitects.com

PERKINS + WILL
1315 Peachtree Street
Atlanta, Georgia 30309
p 404.873.2300
www.perkinswill.com

This Drawing and the Design shown thereon are the property of Omni Architects. The reproduction, copying or other use of this Drawing or Design without the written consent of Omni Architects is prohibited.

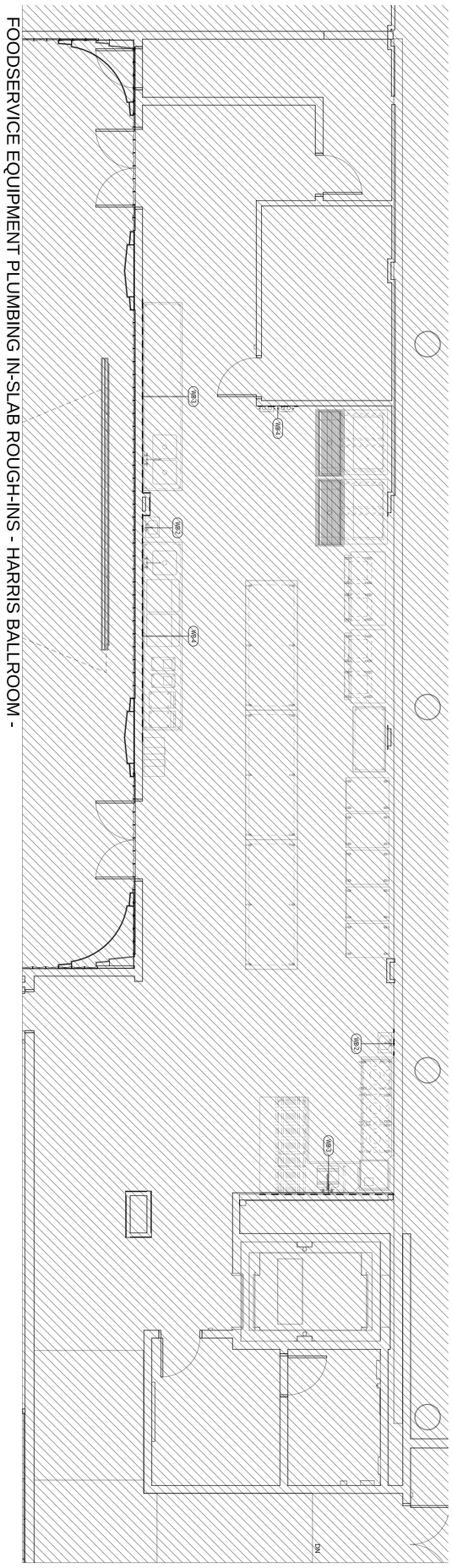

FOODSERVICE EQUIPMENT PLUMBING IN-SLAB ROUGH-INS - HARRIS BALLROOM - NIC

1/4" = 1'-0"

RECORD DOCUMENTS - JANUARY 2019

These Record Documents have been prepared based on information provided by others. The Consultant has not verified the accuracy and/or completeness of this information and shall not be responsible for any errors or omissions that may be incorporated as a result of erroneous information provided by others.

TIPTON ASSOCIATES

BP3 - POST BID DRAWINGS

FS14.3.1

UK - STUDENT CENTER RENOVATION AND EXPANSION - BP#3

Lexington, Kentucky

FOODSERVICE SPECIAL CONDITIONS PLAN - HARRIS BALLROOM - NIC

Job Number: 4968 NOV 2015 Drawn By: MLL Checked ByJPZ Revision:

Omni ARCHITECTS
212 North Upper Street
Lexington, Kentucky 40507-1001
p 859.252.6664
www.omniarchitects.com

PERKINS + WILL
1315 Peachtree Street
Atlanta, Georgia 30309
p 404.873.2300
www.perkinswill.com

This Drawing and the Design shown thereon are the property of Omni Architects. The reproduction, copying or other use of this Drawing or Design without the written consent of Omni Architects is prohibited.

DARRIN BADON REGISTERED NO. 8275 COMMONWEALTH OF KENTUCKY ARCHITECT

BLINK FORWARD

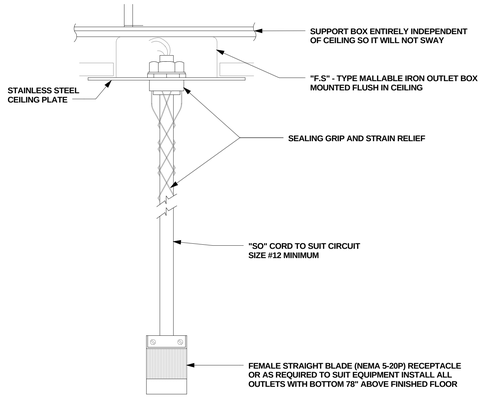

1 CEIILING DROP CORD
Not to Scale

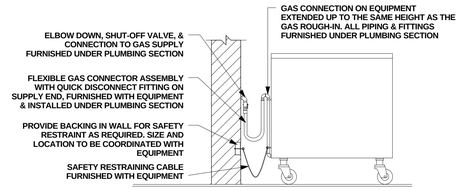

2 GAS CONNECTOR
Not to Scale

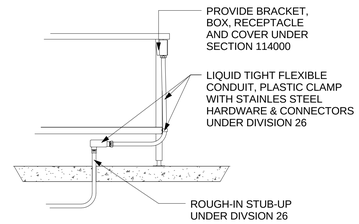

3 TABLE MOUNT RECEPTACLE DETAIL
Not to Scale

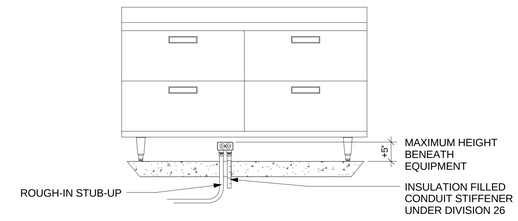

5 WEATHER TIGHT RECEPTACLE BENEATH EQUIPMENT DETAIL
Not to Scale

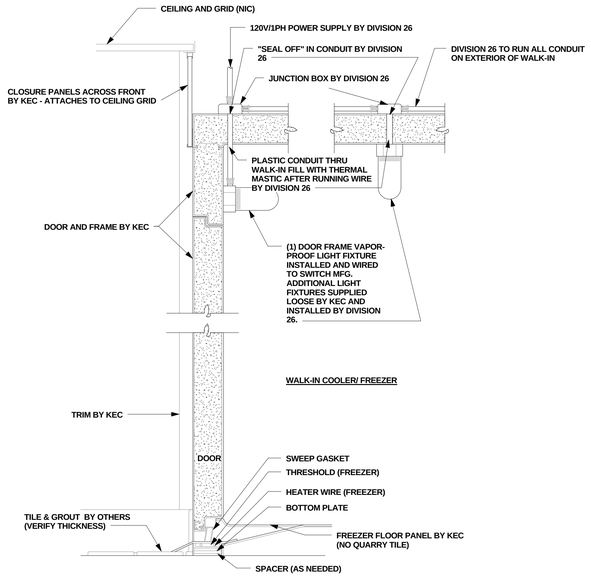

4 WALK-IN COOLER/ FREEZER W/ RAMP
Not to Scale

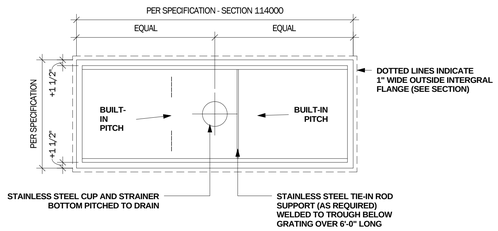

6 FLOOR TROUGH PLAN
Not to Scale

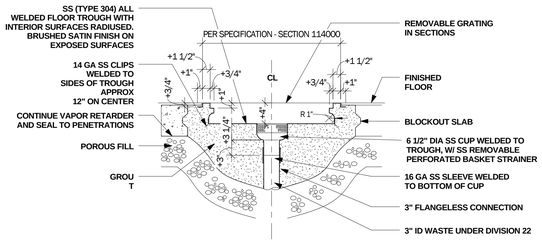

7 FLOOR TROUGH SHALLOW ANTI-SPLASH SECTION
Not to Scale

TIPTON ASSOCIATES

RECORD DOCUMENTS - JANUARY 2019

These Record Documents have been prepared based on information provided by others. The Consultant has not verified the accuracy and/or completeness of this information and shall not be responsible for any errors or omissions that may be incorporated as a result of erroneous information provided by others.

BP3 - POST BID DRAWINGS

FS15.1

UK - STUDENT CENTER RENOVATION AND EXPANSION - BP#3

Lexington, Kentucky

FOODSERVICE DETAILS

Omni ARCHITECTS
212 North Upper Street
Lexington, Kentucky 40507-1001
p 859.252.6664
www.omniarchitects.com

PERKINS + WILL
1315 Peachtree Street
Atlanta, Georgia 30309
p 404.873.2300
www.perkinswill.com

Job Number: 4968
NOV 2015
Drawn By: MLL
Checked By:PZ
Revision:

This Drawing and the Design shown thereon are the property of Omni Architects. The reproduction, copying or otherwise use of this Drawing or Design without the written consent of Omni Architects is prohibited.

Next Sheet
Index Sheet
Previous Sheet

BLINK FORWARD

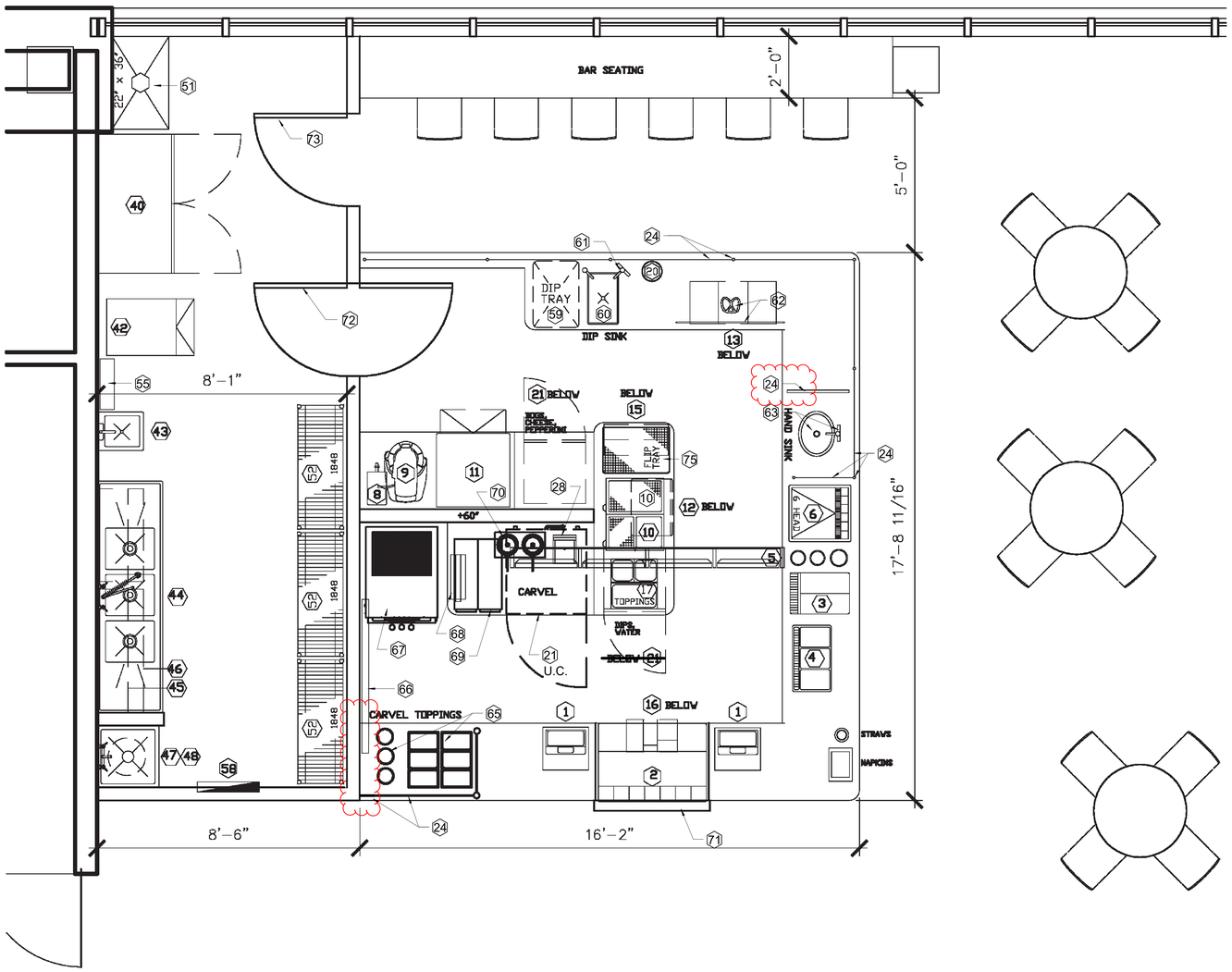

1 AUNTIE ANNE'S EQUIPMENT PLAN

1/2" = 1'-0"

EQUIPMENT SCHEDULE

		DESCRIPTION
1		MICROS ELECTRONIC CASH REGISTER (AA'S FURNISHED, CONTRACTOR INSTALLED)
2		ROUNDUP PRETZEL DISPLAY (AA'S FURNISHED, CONTRACTOR INSTALLED)
3		BUNN FROZEN DRINK DISPENSER (AA'S FURNISHED, CONTRACTOR INSTALLED)
4		CRATHCO LEMONADE DISPENSER (AA'S FURNISHED, CONTRACTOR INSTALLED)
5		IN COUNTER CUP DISPENSER (AA'S FURNISHED, CONTRACTOR INSTALLED)
6		COKE MACHINE (COKE VENDOR FURNISHED, COKE VENDOR INSTALLED)
~~7~~		~~BUNN HOT H20 SYSTEM (180)~~ (NOT USED)
8		BUNN HOT H20 SYSTEM (105) (AA'S FURNISHED, CONTRACTOR INSTALLED)
9		HOBART MIXER (AA'S FURNISHED, CONTRACTOR INSTALLED)
10		APW WYOTT BUTTER WARMER (AA'S FURNISHED, CONTRACTOR INSTALLED)
11		BAKERS PRIDE ELECTRIC OVEN (AA'S FURNISHED, CONTRACTOR INSTALLED)
12		AMANA MICROWAVE (AA'S FURNISHED, CONTRACTOR INSTALLED)
13		FAIRBO THREE BIN STORAGE (AA'S FURNISHED, CONTRACTOR INSTALLED)
14		UNDER COUNTER METRO SHELVING (AA'S FURNISHED, CONTRACTOR INSTALLED)
15		TRAY WIPE STAINLESS STEEL INSERT (CONTRACTOR FURNISHED, CONTRACTOR INSTALLED)
16		BAG STORAGE BINS UNDER COUNTER (AA'S FURNISHED, CONTRACTOR INSTALLED)
17		MENU BOARD (SUSPENDED FROM CEILING; AA'S FURNISHED, CONTRACTOR INSTALLED)
20		SERVER HOT DOG WARMER (AA'S FURNISHED, CONTRACTOR INSTALLED)
21		UNDER-COUNTER REFRIGERATOR (AA'S FURNISHED, CONTRACTOR INSTALLED)
22		CONDIMENT RACK (AA'S FURNISHED, CONTRACTOR INSTALLED)
~~23~~		~~SWING GATE~~ (NOT USED)
24		SNEEZE GUARD AND POSTS (POSTS / BRACKETS/ ACCESORIES: AA'S FURNISHED, CONTRACTOR INSTALLED; GLASS: CONTRACTOR FURNISHED, CONTRACTOR INSTALLED)
~~25~~		~~UNDER COUNTER FREEZER~~ (NOT USED)
28		BLENDTEC BLENDER (AA'S FURNISHED, CONTRACTOR INSTALLED)
~~29~~		~~BUNN INFUSION TEA AND COFFEE~~ (NOT USED)
~~30~~		~~GRAB AND GO (UPRIGHT)~~ (NOT USED)
~~31~~		~~GRAB AND GO (UNDER COUNTER)~~ (NOT USED)
40		DOUBLE DOOR REFRIGERATOR (AA'S FURNISHED, CONTRACTOR INSTALLED
~~41~~		~~SINGLE DOOR UPRIGHT FREEZER~~ (NOT USED)
42		ICE MACHINE (AA'S FURNISHED, CONTRACTOR INSTALLED - SEE PLUMBING DWGS.)
43		HAND SINK WALL MOUNTED (AA'S FURNISHED, CONTRACTOR INSTALLED - SEE PLUMBING DWGS.)
44		TRIPLE SINK (W/ FAUCET - AA'S FURNISHED, CONTRACTOR INSTALLED - SEE PLUMBING DWGS.)
45		12" WIDE DRIP RACK (AA'S FURNISHED, CONTRACTOR INSTALLED)
46		18" WIDE DRIP RACK (AA'S FURNISHED, CONTRACTOR INSTALLED)
47		MOP SINK (W/ FAUCET - SEE PLUMBING DWGS.; CONTRACTOR FURNISHED, CONTRACTOR INSTALLED)
~~48~~		~~WATER HEATER~~ (NOT USED)
~~49~~		~~WASHER/DRYER~~ (NOT USED)
~~50~~		~~LOCK CABINET~~ (NOT USED)
51		DUNNAGE (AA'S FURNISHED, CONTRACTOR INSTALLED)
52		METRO SHELVING (AA'S FURNISHED, CONTRACTOR INSTALLED)
53		COKE RACK AND CO2 TANKS (RACK PROV. BY COKE VENDOR; CO2 TANKS OWNER FURNISHED, OWNER INSTALLED)
55		WATER FILTER SYSTEM (AA'S FURNISHED, CONTRACTOR INSTALLED - SEE PLUMBING DWGS.)
58		ELECTRIC PANEL (SEE ELEC. DWGS.; CONTRACTOR FURNISHED, CONTRACTOR INSTALLED)
		emplate Updated 9/30/14

AuntieAnne's

SUITE 200
48-50 WEST CHESTNUT ST
LANCASTER, PA. 17603
USA

PHONE: 717-435-1435
FAX: 717-435-1594
www.auntieannesinc.com

59 DIP TRAY (PROVIDED BY AUNTIE ANNE'S)

60 DIP SINK (CONTRACTOR TO FURNISH AND INSTALL)

61 HOT WATER DISPENSER /FAUCET (AUNTIE ANNE'S FURNISHED, CONTRACTOR INSTALLED)

62 PRETZEL COUNTERTOP INLAY AND GRAPHIC (CONTRACTOR TO FURNISH AND INSTALL)

63 HAND SINK W/ FAUCET (CONTRACTOR TO FURNISH AND INSTALL)

64 ~~SPLASH GUARD~~ (NOT USED) ~~(CONTRACTOR TO FURNISH AND INSTALL)~~

65 CARVEL TOPPINGS CONTAINERS (AA'S FURNISHED AND CONTRACTOR INSTALLED)

66 AUNTIE ANNES (AA) BRAND SIGNAGE (AA'S FURNISHED AND AA'S INSTALLED)

67 SOFT SERVE ICE CREAM MACHINE (FOR FUTURE INSTALLATION - ONLY)

68 CUP HOLDER (AA'S FURNISHED, CONTRACTOR INSTALLED)

69 CONE HOLDER (AA'S FURNISHED, CONTRACTOR INSTALLED)

70 FLAVOR PUMPS (AA'S FURNISHED, CONTRACTOR INSTALLED)

71 AUNTIE ANNES (AA) - GRAPHIC SHROUD (AA'S FURNISHED, AA'S INSTALLED)

72 DOUBLE ACTING DOOR (SEE ARCHITECTURAL DWGS ; CONTRACTOR FURNISHED, CONTRACTOR INSTALLED)

73 SINGLE DOOR AND FRAME (SEE ARCHITECTURAL DWGS.; CONTRACTOR FURNISHED, CONTRACTOR INSTALLED)

74 FLIP TRAY (AA'S FURNISHED, CONTRACTOR INSTALLED)

RECORD DOCUMENTS - JANUARY 2019

These Record Documents have been prepared based on information provided by others. The Consultant has not verified the accuracy and/or completeness of this information and shall not be responsible for any errors or omissions that may be incorporated as a result of erroneous information provided by others.

UPDATED 4/18/2018 AND 4/24/2018

FOR RECORD COPY ONLY

UK - STUDENT CENTER RENOVATION AND EXPANSION - BP#3

Lexington, Kentucky

AUNTIE ANNES EQUIPMENT PLAN

Job Number: 0990.01 | APR 2018 | Drawn By: AA | Checked ByDZ | Revision29

This Drawing and the Design shown thereon are the property of Omni Architects. The reproduction, copying or otherwise use of this Drawing or Design without the written consent of Omni Architects is prohibited.

TIPTON ASSOCIATES

PERKINS + WILL
1315 Peachtree Street
Atlanta, Georgia 30309
p 404.873.2300
www.perkinswill.com

Omni ARCHITECTS
212 North Upper Street
Lexington, Kentucky
40507-1001
p 859.252.6664
www.omniarchitects.com

BP3 - ASI #396

FS100

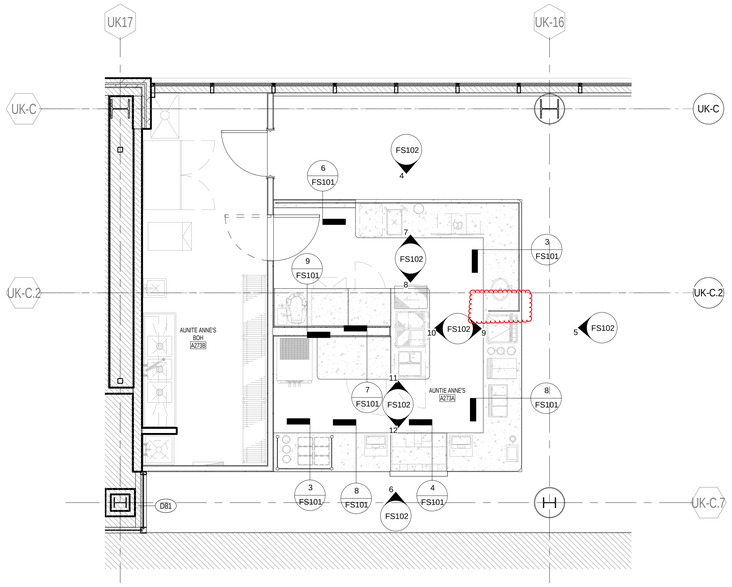

1 ENLARGED FLOOR PLAN
1/4" = 1'-0" | RE:1/FS1.2

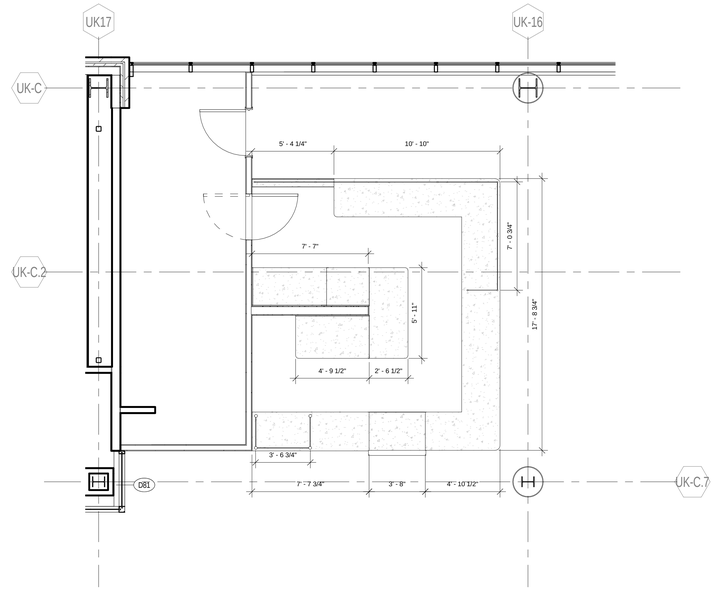

2 MILLWORK DIMENSION PLAN
1/4" = 1'-0"

See RFI 865
Wall Color

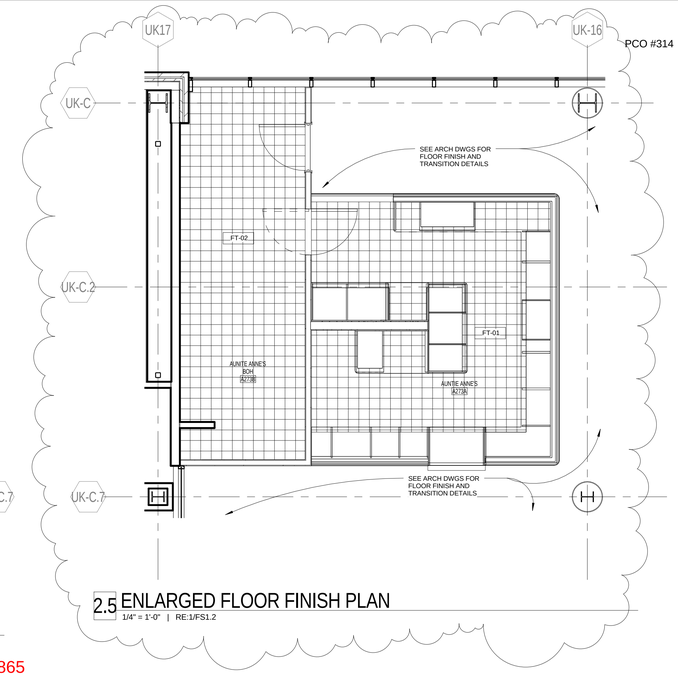

2.5 ENLARGED FLOOR FINISH PLAN
1/4" = 1'-0" | RE:1/FS1.2

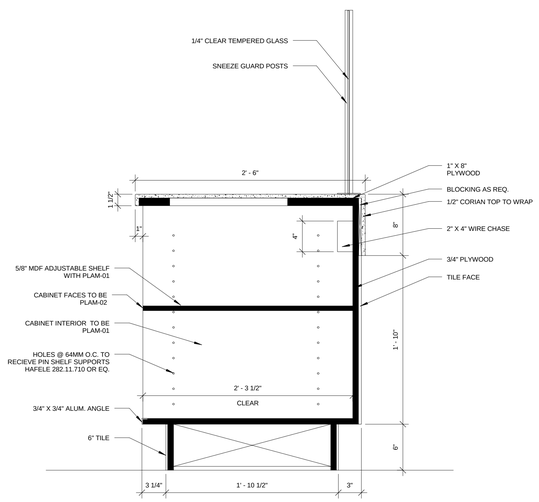

3 MILLWORK SECTION
1 1/2" = 1'-0"| RE:1/FS101

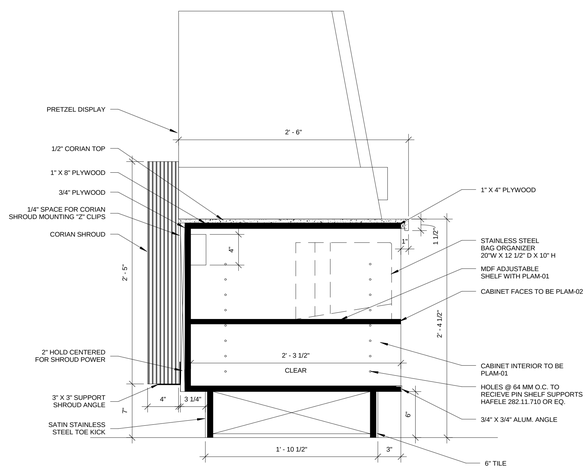

4 MILLWORK SECTION
1 1/2" = 1'-0"| RE:1/FS101

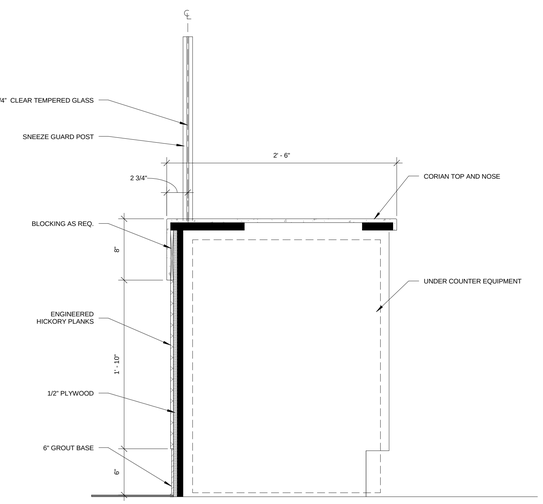

5 MILLWORK SECTION
1 1/2" = 1'-0"

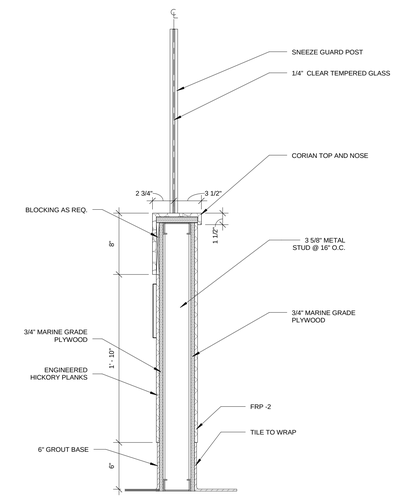

6 MILLWORK SECTION
1 1/2" = 1'-0"| RE:1/FS101

GENERAL NOTES:

1.ALL CABINETS TO BE FOMICA 7012-58 AMBER MAPLE WITH FORMICA 949 WHITE INERIORS.

2.WALL TILE TO BE RUNNING WITH 4" EDGE SITTING VERTICAL, AS SHOWN.

TIPTON ASSOCIATES

RECORD DOCUMENTS - JANUARY 2019

These Record Documents have been prepared based on information provided by others. The Consultant has not verified the accuracy and/or completeness of this information and shall not be responsible for any errors or omissions that may be incorporated as a result of erroneous information provided by others.

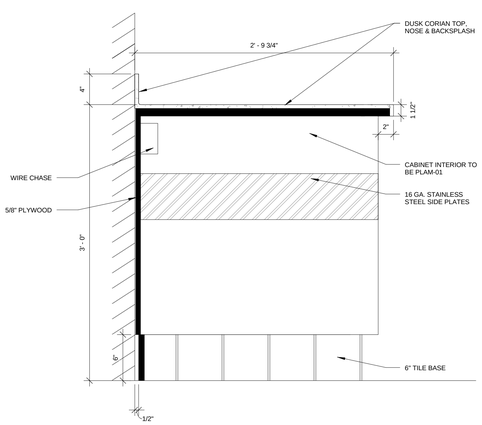

7 MILLWORK SECTION
1 1/2" = 1'-0"| RE:1/FS101

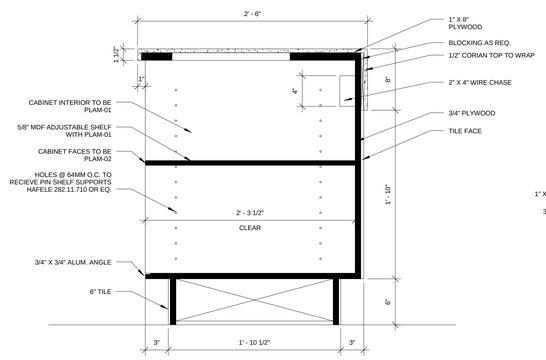

8 MILLWORK SECTION
1 1/2" = 1'-0"| RE:1/FS101

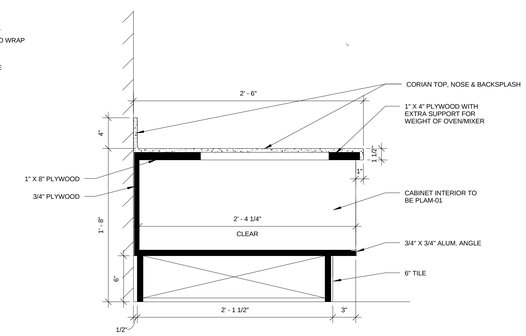

9 MILLWORK SECTION
1 1/2" = 1'-0"| RE:1/FS101

UK - STUDENT CENTER RENOVATION AND EXPANSION - BP#3

AUNTIE ANNES MILLWORK PLANS AND SECTIONS

Lexington, Kentucky

Job Number: 0990.01 | MAY 2017 | Drawn By: TA | Checked By: DZ | Revision: 16

DARRIN BADON REGISTERED 13 COMMONWEALTH OF KENTUCKY ARCHITECT

This Drawing and the Design shown thereon are the property of Omni Architects. The reproduction, copying or other use of this Drawing or any part thereof without the consent of Omni Architects is prohibited.

TIPTON ASSOCIATES

Omni ARCHITECTS
212 North Upper Street
Lexington, Kentucky 40507-1001
p 859.252.6664
www.omniarchitects.com

PERKINS + WILL
1315 Peachtree Street
Atlanta, Georgia 30309
p 404.873.2300
www.perkinswill.com

BP3 - PCO # 314

FS101

MATERIAL SCHEDULE

	LABEL	MANUFACTURER	DESCRIPTION	SIZE	PRICING
	DS-01	TUBE ART GROUP	INTERNALLY ILLUMINATE DISPLAY SHROUD WITH LOGO		$1500 + SHIPPING
	FRP-02	KEMLITE COMPANY	GLASBORD-P, CRANE BES385.P1	4' X 8' SHEET W/ COORDINATING TRIM	
PCO #314	G-01	MAPEI	MAPEI ULTRAFLEX 2 THIN SET (KITCHEN / SERVICE AREA FLOORS AND WALLS)		
	G-02	MAPEI	MAPEI ULTRAFLEX PLUS 07 CHOCOLATE GROUT (KITCHEN / SERVICE AREA FLOORS)	"	
	G-03	MAPEI	MAPEI ULTRAFLEX PLUS 02 PEWTER GROUT (KITCHEN / SERVICE AREA WALLS)	"	
	PLAM-01	FORMICA	949 WHITE	-	
	PLAM-02	FORMICA	7012-58 AMBER MAPLE	-	
	SS-01	DUPONT CORIAN	WITCH HAZEL CORIAN	30" X 144"	$485.00 / PIECE
	W-01	PATTON GROUP	ENGINEERED HICKORY PLANKS	5" WIDTH, RANDOM LENGTHS (12-48")	$5.39 / SF
PCO #314	WB-01	CREATIVE MATERIALS CORP.	NIMBLE SPECKLED TAUPE, 6" X 12" COVE BASE	6" X 12" COVE BASE	
	WT-02	CREATIVE MATERIALS CORP.	TEN THIRTY WHITE GLOSSY; USE G-03	4" X 12" CERAMIC	
	FT-01	CREATIVE MATERIALS CORP.	NIMBLE SPECKLED TAUPE, 8" X 8" MATTE ; USE G-02	8" X 8"	
	FT-02	CREATIVE MATERIALS CORP.	NIMBLE SPECKLED TAUPE, 8" X 8" DIAMOND POINT; USE G-02	8" X 8"	
	MT-01	SCHLUTER	BW80 5/16" X 8' BRIGHT WHITE JOLLY (METAL TRIM FOR USE WITH WT-02)	-	

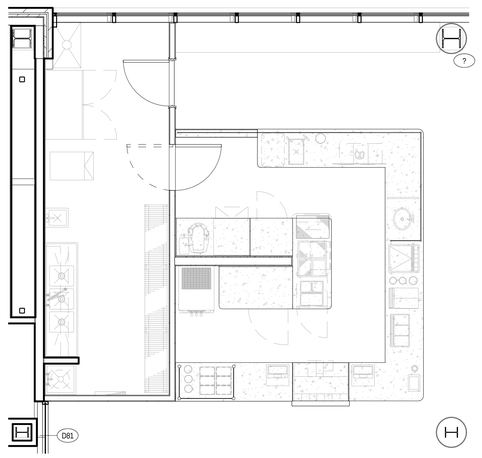

2 EQUIPMENT PLAN
1/4" = 1'-0" ?

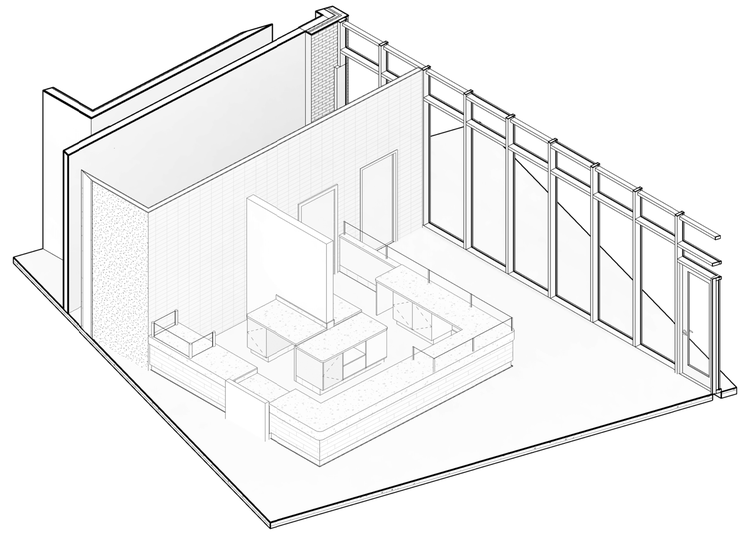

3 AUNTIE ANNE'S 3D AXON
?

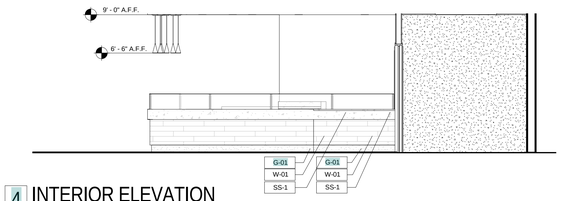

4 INTERIOR ELEVATION
1/4" = 1'-0" | RE:1/FS101

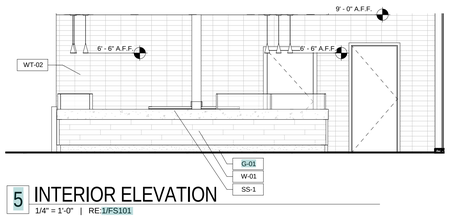

5 INTERIOR ELEVATION
1/4" = 1'-0" | RE:1/FS101

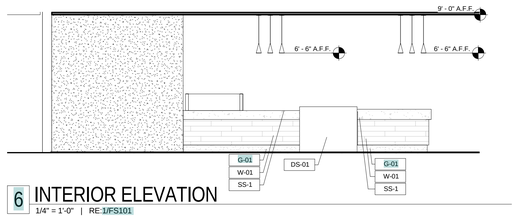

6 INTERIOR ELEVATION
1/4" = 1'-0" | RE:1/FS101

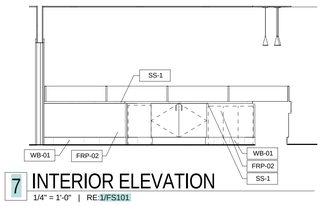

7 INTERIOR ELEVATION
1/4" = 1'-0" | RE:1/FS101

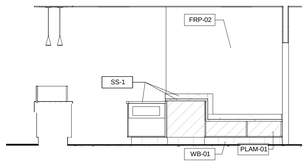

8 INTERIOR ELEVATION
1/4" = 1'-0" | RE:1/FS101

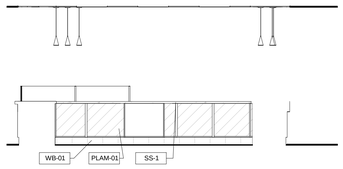

9 INTERIOR ELEVATION
1/4" = 1'-0" | RE:1/FS101

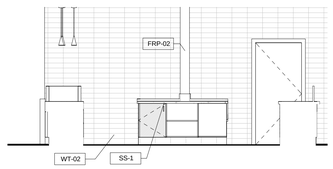

10 INTERIOR ELEVATION
1/4" = 1'-0" | RE:1/FS101

GENERAL NOTES:

1.ALL CABINETS TO BE FOMICA 7012-58 AMBE RMAPLE WITH FORMICA 949 WHITE INERIORS.

2.WALL TILE TO BE RUNNING WITH 4" EDGE SITTING VERTICAL, AS SHOWN.

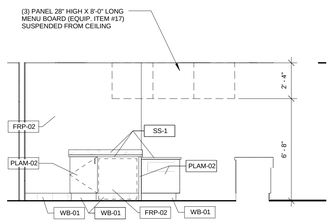

11 INTERIOR ELEVATION
1/4" = 1'-0" | RE:1/FS101

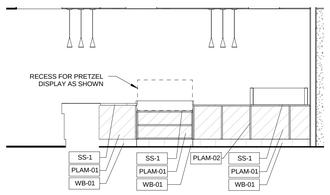

12 INTERIOR ELEVATION
1/4" = 1'-0" | RE:1/FS101

RECORD DOCUMENTS - JANUARY 2019

These Record Documents have been prepared based on information provided by others. The Consultant has not verified the accuracy and/or completeness of this information and shall not be responsible for any errors or omissions that may be incorporated as a result of erroneous information provided by others.

TIPTON ASSOCIATES

BP3 - PCO # 314

FS102

UK - STUDENT CENTER RENOVATION AND EXPANSION - BP#3

Lexington, Kentucky

AUNTIE ANNES ENLARGED PLAN AND ELEVATIONS

Job Number: 0990.01 MAY 2017 Drawn By: TA Checked By: DZ Revision: 16

DARRIN BADON REGISTERED ARCHITECT COMMONWEALTH OF KENTUCKY

This Drawing and the Design shown thereon are the property of Omni Architects. The reproduction, copying or other use of this Drawing or any part thereof without the consent of Omni Architects is prohibited.

TIPTON ASSOCIATES

Omni ARCHITECTS
212 North Upper Street
Lexington, Kentucky 40507-1001
p 859.252.6664
www.omniarchitects.com

PERKINS + WILL
1315 Peachtree Street
Atlanta, Georgia 30309
p 404.873.2300
www.perkinswill.com

Next Sheet
Index Sheet
Previous Sheet

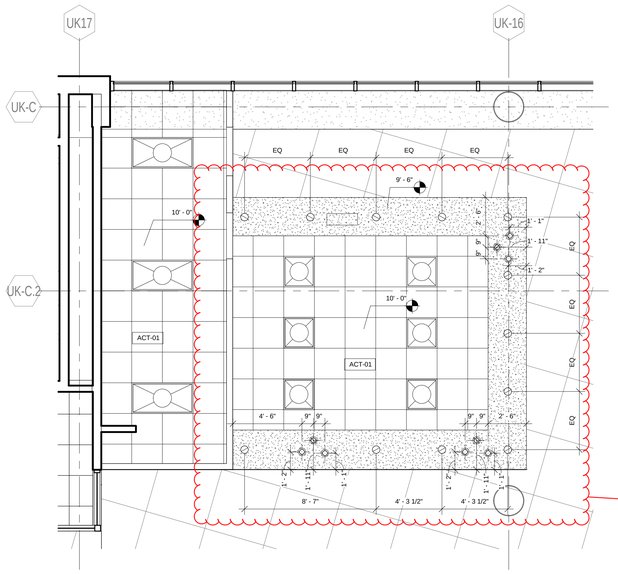

1 REFLECTED CEILING PLAN
1/4" = 1'-0" | RE:1/FS6.2

PLAN KEY

SYMBOL	DESCRIPTION
	2X4 TROFFER LIGHT ENGINEER TO SELECT
	4" RECESSED CAN LIGHT ENGINEER TO SELECT
	PENDANT LIGHT SEE ATTACHED CUT SHEETS
	2X2 TROFFER LIGHT ENGINEER TO SELECT

ASI 119
The following ceiling heights will change from 10' AFF to 9' in Auntie Anne's (A273A1).

ASI 289 - RCP Modification

Refer to RFI 1374 Attached (01/17/18): See the slightly revised layout on the attached drawing which shifts the top 2 fixtures from the proposed up 2' each to provide
even spacing in the room and avoid a dark spot along the north wall

GENERAL NOTES:

1.ALL CABINETS TO BE FOMICA 7012-58 AMBE RMAPLE WITH FORMICA 949 WHITE INERIORS.

2.WALL TILE TO BE RUNNING WITH 4" EDGE SITTING VERTICAL, AS SHOWN.

Next Sheet
Index Sheet
Previous Sheet

UK - STUDENT CENTER RENOVATION AND EXPANSION - BP#3

Lexington, Kentucky

AUNTIE ANNES ENLARGED RCP

Job Number: 0990.01 JAN 2016
Drawn By: TA Checked By: DZ Revision: 1

This Drawing and the Design shown thereon are the property of Omni Architects. The reproduction, copying or other use of this Drawing or Design without express consent of Omni Architects is prohibited.

Omni ARCHITECTS
212 North Upper Street
Lexington, Kentucky 40507-1001
p 859.252.6664
www.omnarchitects.com

PERKINS + WILL
1315 Peachtree Street
Atlanta, Georgia 30309
p 404.873.2300
www.perkinswill.com

TIPTON ASSOCIATES

RECORD DOCUMENTS - JANUARY 2019

These Record Documents have been prepared based on information provided by others. The Consultant has not verified the accuracy and/or completeness of this information and shall not be responsible for any errors or omissions that may be incorporated as a result of erroneous information provided by others.

TIPTON ASSOCIATES

BP3 - POST BID DRAWINGS

FS103

BLINK FORWARD

PCO 135



1 / 200 **PERSPECTIVE VIEW**
SCALE: NOT TO SCALE

ARCHITECTURAL SYMBOLS

- DRAWING NUMBER / DRAWING TITLE / SCALE / SHEET NUMBER — DRAWING TITLE
- DETAIL NUMBER / SHEET NUMBER — SECTION SYMBOL
- DETAIL NUMBER / SHEET NUMBER — ELEVATION SYMBOL
- DETAIL NUMBER / SHEET NUMBER — DETAIL SYMBOL
- DETAIL NUMBER — WALL PARTITION TYPE

KEY PLAN

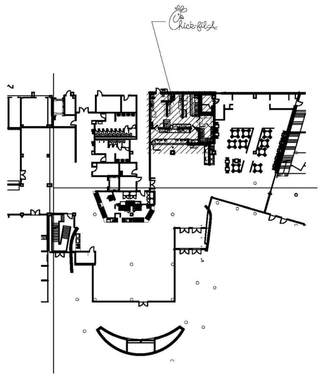

KEY PLAN

INDEX OF DRAWINGS

FS-200 PERSPECTIVE VIEW, ARCHITECTURAL SYMBOLS & NOTES, DRAWING INDEX	FS-212 DETAILS
FS-201 EQUIPMENT PLAN	FS-213 DETAILS
FS-202 REFERENCE & DIMENSION & PLANS	FS-214 SECTIONS
FS-203 ELECTRICAL & PLUMBING ROUGH-IN PLANS	FS-215 DOOR SCHEDULE, DETAILS & PRODUCT VENDOR LIST
FS-204 FLOOR FINISH & REFLECTED CEILING PLANS	FS-216 OVERALL PLAN
FS-205 EQUIPMENT SCHEDULE	
FS-206 EQUIPMENT SCHEDULE	
FS-207 ELEVATIONS	
FS-208 ELEVATIONS	
FS-209 ELEVATIONS	
FS-210 COUNTER CURB & COUNTER TOP PLANS	
FS-211 DETAILS	

GENERAL NOTES:

1. CONTRACTOR SHALL FIELD VERIFY ALL CONDITIONS PRIOR TO COMMENCEMENT OF ANY WORK.
2. ALL WORK IDENTIFIED HEREIN SHALL BE PERFORMED IN STRICT COMPLIANCE WITH ALL APPLICABLE LOCAL REQUIREMENTS AND RESTRICTIONS SET FORTH BY ANY LOCAL AGENCY HAVING JURISDICTION.
3. ALL DIMENSIONS SHOWN ARE TO THE FACE OF STUD. CONTRACTOR SHALL NOTE THAT THESE ARE MINIMUM CLEAR DIMENSIONS REQUIRED FOR PROPER INSTALLATION OF EQUIPMENT SPECIFIED AND ARE CRITICAL. ANY DEVIATIONS ARE THE SOLE RESPONSIBILITY OF THE CONTRACTOR.
4. DEMOLISH EXISTING CONSTRUCTION WHERE NOTED. PATCH WALLS, CEILING, FLOORING AND BASE AS REQUIRED TO MATCH EXISTING. DISPOSE OFF SITE.
5. G.C. TO PROVIDE A DUST SCREEN/BARRIER AROUND AREAS OF DEMOLITION & NEW WORK. SCREEN TO BE CONSTRUCTED OF 2X4'S @ 24" O.C. W/ 6 MIL POLYETHYLENE SHEET FROM FIN. FLOOR TO CEILING ABOVE. (OR W/ CAP.) PROVIDE A "CRASH BAR" @ 30" A.F.F (2X4XCONT.)
6. ALL WOOD IN CONTACT WITH CONCRETE OR CONCRETE BLOCK TO BE PRESSURE TREATED.
7. INSTALL FLOOR LEVEL EXCEPT WHERE ADJACENT TO DRAIN.
8. ANY QUESTIONS RELATED TO DRAWINGS ARE TO BE REVIEWED WITH CFA ARCHITECT.
   KTP ARCHITECTURE
   2950 CHEROKEE ST NW, BUILDING 700
   KENNESAW, GA 30144
   PHONE: (770) 795-9221
   E-MAIL: PROJECTS@KTPARCH.COM

FINISH NOTES:

WALL TILE:
- T-1A: SUBWAY WALL TILE. CREATIVE MATERIALS CORPORATION, BONE, 4-1/4" X 8-1/2". GROUT: G-2, JOINT WIDTH: 1/8"
- T-1E: SUBWAY BULLNOSE (4" SIDE). CREATIVE MATERIALS CORPORATION, BONE, 4-1/4" X 8-1/2" BULLNOSE ON 4-1/4". GROUT: G-2, JOINT WIDTH 1/8"
- T-2: STAINLESS STEEL WALL TILE. CREATIVE MATERIALS CORPORATION VOGUE STAINLESS STEEL, BRUSHED, 1" X 2" BRICK, 12" X 12" SHEET. GROUT: G-2
- T-6: RED PENNY TILE. CREATIVE MATERIALS CORPORATION, VOGUE RED, 3/4" PENNY WITH METAL TRIM. 12" X 12" SHEET. GROUT: G-2 NOTE: REFER TO ELEVATION & DETAILS.

WT GROUT:
- G-2: WALL TILE GROUT (T-1 SERIES, T-2, T-5, T-6), MAPEI, KERACOLOR U WITH GROUT MAXIMIZER LATEX ADDITIVE, 09/GRAY, UNSANDED

FLOOR TILE:
- T-3: PORCELAIN TILE. CREATIVE MATERIALS CORPORATION, PATINA, 12" X 12". GROUT: G-1, JOINT WIDTH: 3/16"
- T-4: PORCELAIN TILE COVE BASE, CREATIVE MATERIALS CORPORATION, PATINA, 6" X 12" COVE BASE. GROUT WITH G-1, JOINT WIDTH: 3/16"
- KT-1A: KITCHEN TILE. CREATIVE MATERIALS CORPORATION, RED 308, 8" X 8". GROUT: G-3, JOINT WIDTH: 3/8" WITH THINSET MORTAR
- KT-1B: KITCHEN TILE COVE BASE. CREATIVE MATERIALS CORPORATION, RED 310, 6" X 8" COVE BASE. GROUT: G-3, JOINT WIDTH: 3/8" WITH THINSET MORTAR

FT GROUT:
- G-1: FLOOR TILE GROUT (T-3 AND T-4) MAPEI, ULTRA COLOR GROUT, 47/CHARCOAL
- G-3: FLOOR TILE GROUT (KT-1 SERIES) MAPEI, KERACOLOR 1EG CQ, 47/CHARCOAL. GC TO INSTALL WITH STANDARD THINSET MORTAR

SOLID SURFACE:
- SS-1: SOLID SURFACE - AVONITE SURFACES, STUDIO COLLECTION C1-1800/CFA MARBLE, MUST BE ORDERED THROUGH CLAYTON FIXTURE 404-363-1665

PAINT:
- PT-1A: PRIMARY INTERIOR CEILING PAINT - SHERWIN WILLIAMS, PRO MAR 200 ZERO VOC PAINT, #SW-7011 NATURAL CHOICE, FINISH: FLAT
- PT-1B: PRIMARY INTERIOR WALL PAINT - SHERWIN WILLIAMS, PRO MAR 200 ZERO VOC PAINT, #SW-7011 NATURAL CHOICE, FINISH: EGGSHELL
- PT-1C: PRIMARY INTERIOR WALL PAINT - SHERWIN WILLIAMS, PRO MAR 200 ZERO VOC PAINT, #SW-7011 NATURAL CHOICE, FINISH: SEMI-GLOSS
- PT-2: NOT USED
- PT-3A: ACCENT CEILING PAINT - SHERWIN WILLIAMS, PRO MAR 200 ZERO VOC PAINT, #SW-7600 BOLERO, FINISH: FLAT
- PT-3B: ACCENT INTERIOR WALL PAINT - SHERWIN WILLIAMS, PRO MAR 200 ZERO VOC PAINT, SW7600 BOLERO, FINISH: FLAT

TRIM:
- TR-1: EDGE PROTECTOR TRIM - BLANKE, STAINLESS STEEL #354,280-060B, RUST RESISTANT, 1.4301, 1/4" HIGH

WOOD :
- WD-1: WHITE OAK BOARDS. 5"W NATURAL WHITE OAK BOARDS. CUSTOM CHARACTER GRADE, FINISH: OILED OR WATERLOX FINISH WITH BLACK EPOXY-FILLED KNOT HOLES AS PROVIDED BY SKYLAR MORGAN FURNITURE DESIGNS 404-274-0616.

PLASTIC LAMINATE:
- PL-1: MILLWORK PLASTIC LAMINATE WILSONART, CONTRACT COLLECTION D-96/SHADOW, FINISH: #81 - MUST BE ORDERED THROUGH CLAYTON FIXTURE 404-363-1665
- PL-2: NOT USED
- PL-3: PLASTIC LAMINATE WILSONART, CONTRACT COLLECTION, 4878/PEWTER MESH, FINISH: FINE VELVET TEXTURE #38

FRP: FIBERGLASS REINFORCED POLYMER (FRP) PANELS TO BE MARLITE FRP #P-100, 4' X 8' X 3/32". USE PVC MOLDING (COLOR TO MATCH) AT ALL EDGES & JOINTS OF PANELS. M-960 FP OUTSIDE CORNER GUARDS CORP. DOVER, OH. P-199 BRIGHT WHITE

CAULKING: TO BE SILICONE CAULKING BY DOW CORNING OR GE SILICONES OR EQUAL.

FIRE STOPPING: PROVIDE NECESSARY THROUGH-PENETRATION FIRESTOP SYSTEMS WITH RATINGS EQUALING OR EXCEEDING THE FIRE RESISTIVE RATING OF THAT CONSTRUCTION PENETRATED, AS MANUFACTURED BY THERMAL CERAMICS, AUGUSTA, GEORGIA; OR EQUAL.

NOTE: GENERAL CONTRACTOR TO FIELD CHECK AND VERIFY ALL EXISTING CONDITIONS AND DIMENSIONS BEFORE STARTING ANY WORK.

RELEASED FOR CONSTRUCTION

Lexington, Kentucky

UK - STUDENT CENTER RENOVATION AND EXPANSION - BP#3

PERSPECTIVE VIEW, ARCHITECTURAL SYMBOLS & NOTES, DRAWING INDEX

Job Number: 0990.01 AUG 2016 | Drawn By: CFA | Checked By: DZ | Revision: 5

DARRIN BADON REGISTERED ARCHITECT COMMONWEALTH OF KENTUCKY

This Drawing and the Design shown thereon are the property of Omni Architects. The reproduction, copying or other use of this Drawing or Design without the express consent of Omni Architects is prohibited.

TIPTON ASSOCIATES

PERKINS + WILL
1315 Peachtree Street
Atlanta, Georgia 30309
p.404.873.2300
www.perkinswill.com

Omni ARCHITECTS
212 North Upper Street
Lexington, Kentucky 40507-1001
p.859.252.6664
www.omniarchitects.com

TIPTON ASSOCIATES

RECORD DOCUMENTS - JANUARY 2019

These Record Documents have been prepared based on information provided by others. The Consultant has not verified the accuracy and/or completeness of this information and shall not be responsible for any errors or omissions that may be incorporated as a result of erroneous information provided by others.

BP3 - PCO # 135

FS200

PCO 135

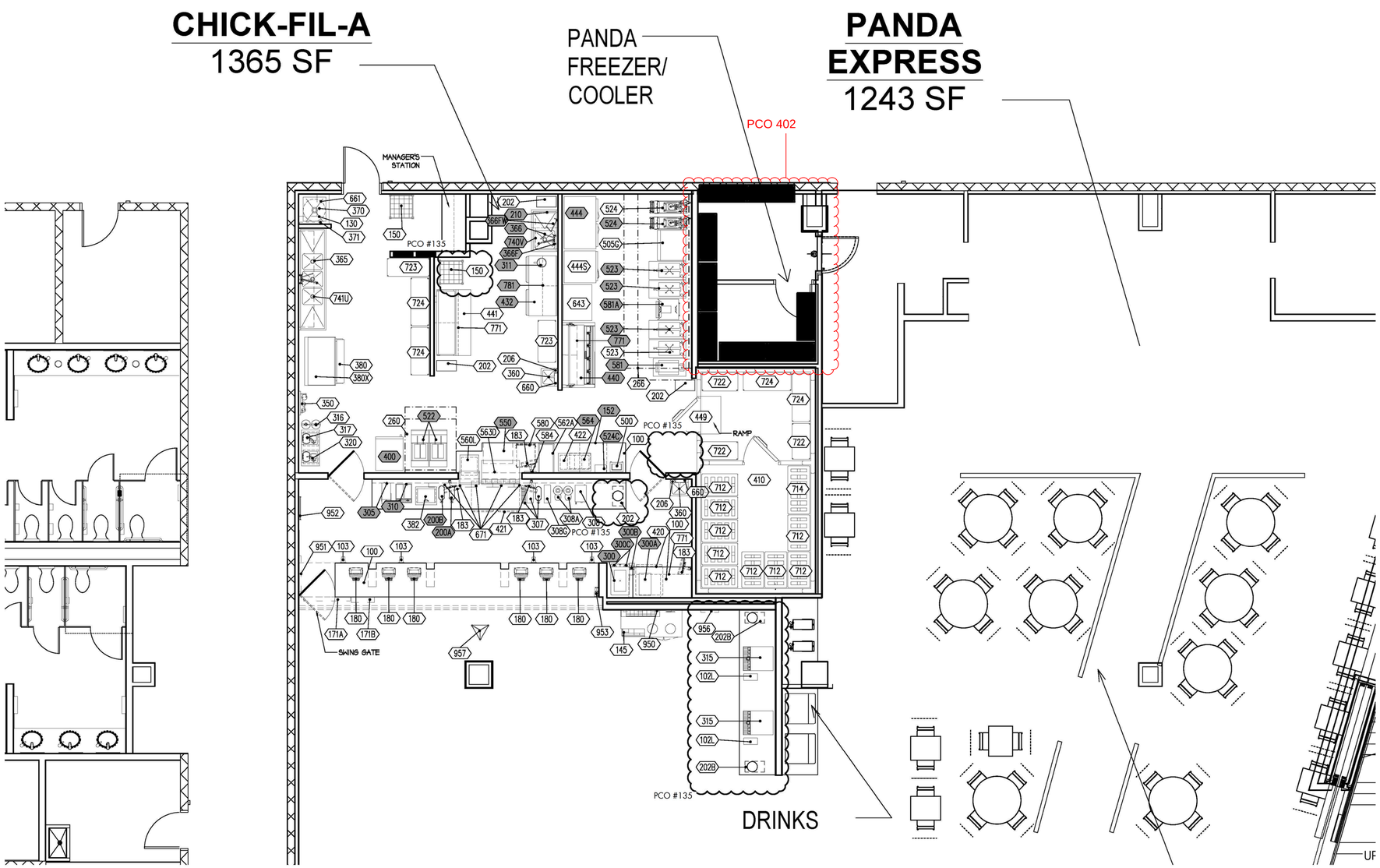

1 / 201 EQUIPMENT PLAN
SCALE: 1/4"=1'-0"

LEGEND
- NEW EQUIPMENT
- EXISTING EQUIPMENT TO REMAIN

RELEASED FOR CONSTRUCTION

RECORD DOCUMENTS - JANUARY 2019

These Record Documents have been prepared based on information provided by others. The Consultant has not verified the accuracy and/or completeness of this information and shall not be responsible for any errors or omissions that may be incorporated as a result of erroneous information provided by others.

TIPTON ASSOCIATES

UK - STUDENT CENTER RENOVATION AND EXPANSION - BP#3

Lexington, Kentucky

EQUIPMENT PLAN

Job Number: 0990.01 AUG 2016 Drawn By: CFA Checked By: DZ Revision: 5

This Drawing and the Design shown thereon are the property of Omni Architects. The reproduction, copying or other use of this Drawing or Design without the written consent of Omni Architects is prohibited.

Omni ARCHITECTS
212 North Upper Street
Lexington, Kentucky 40507-1001
p.859.252.0604
www.omniarchitects.com

PERKINS + WILL
1315 Peachtree Street
Atlanta, Georgia 30309
p.404.873.2300
www.perkinswill.com

TIPTON ASSOCIATES

BP3 - PCO # 135

FS201

PCO 135

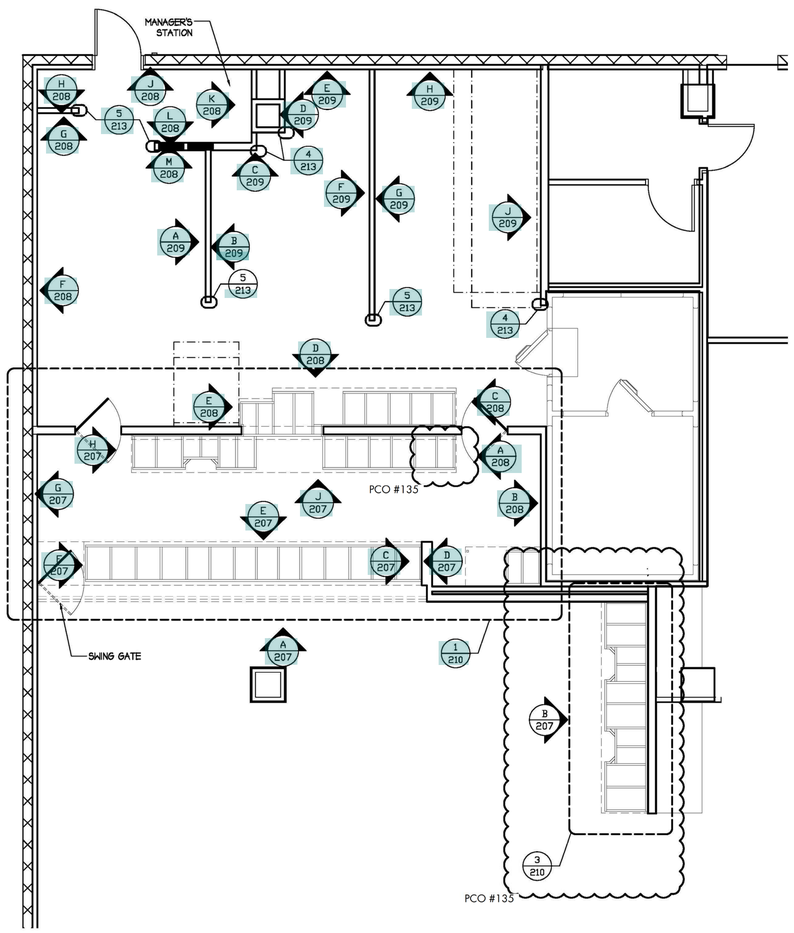

1 / 202 **REFERENCE PLAN**
SCALE: 1/4"=1'-0"

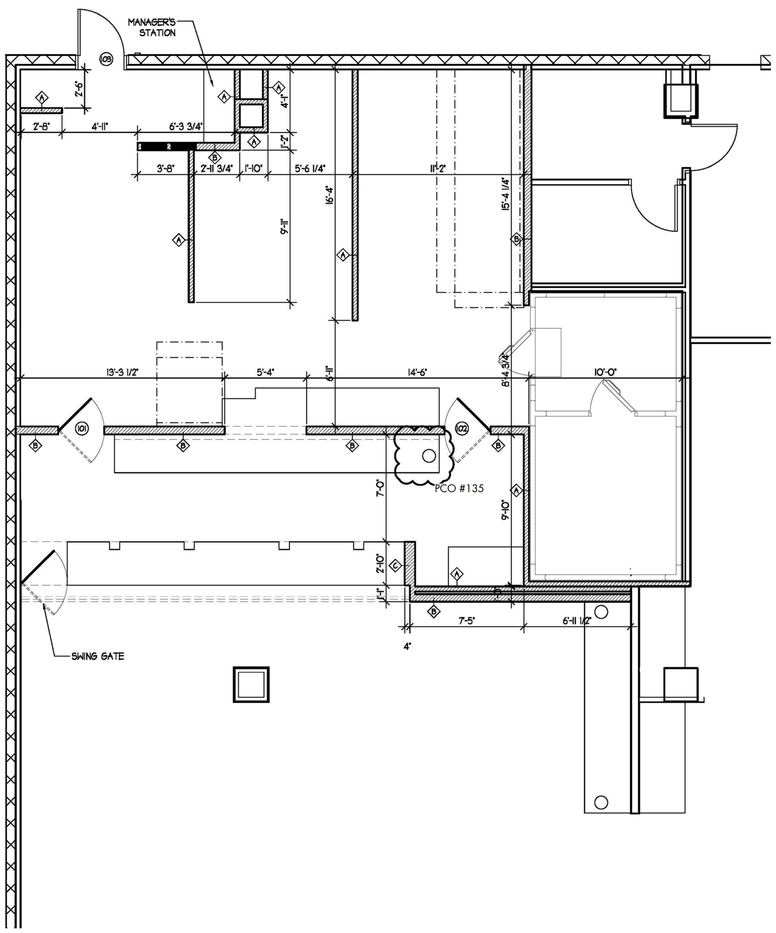

2 / 202 **DIMENSION PLAN**
SCALE: 1/4"=1'-0"

LEGEND
- EXISTING WALL TO REMAIN
- NEW WALL

RELEASED FOR CONSTRUCTION

UK - STUDENT CENTER RENOVATION AND EXPANSION - BP#3

Lexington, Kentucky

REFERENCE & DIMENSION PLANS

Job Number: 0990.01 AUG 2016 Drawn By: CFA Checked By: DZ Revision: 5

This Drawing and the Design shown thereon are the property of Omni Architects. The reproduction, copying or other use of this Drawing or Design without the written consent of Omni Architects is prohibited.

Omni ARCHITECTS
212 North Upper Street
Lexington, Kentucky 40507-1001
p 859.252.6664
www.omniarchitects.com

PERKINS + WILL

TIPTON ASSOCIATES
1315 Peachtree Street
Atlanta, Georgia 30309
p 404.873.2300
www.perkinswill.com

RECORD DOCUMENTS - JANUARY 2019

These Record Documents have been prepared based on information provided by others. The Consultant has not verified the accuracy and/or completeness of this information and shall not be responsible for any errors or omissions that may be incorporated as a result of erroneous information provided by others.

BP3 - PCO # 135

FS202

PCO 135

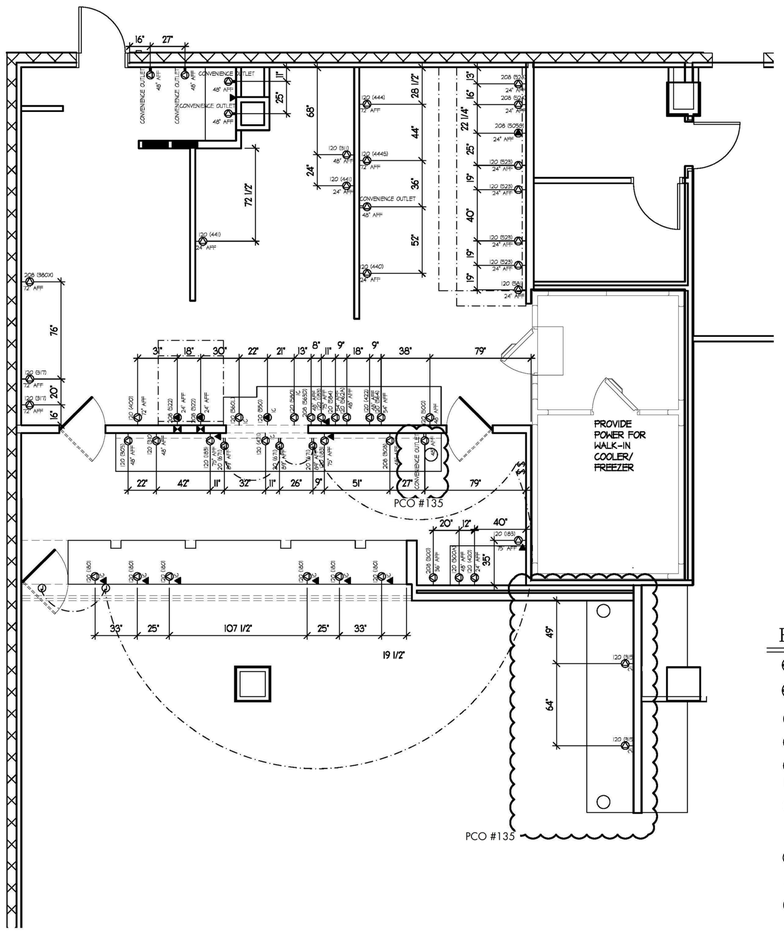

1/203 ELECTRICAL ROUGH-IN PLAN
SCALE: 1/4"=1'-0"

RFI 363
Equipment Information

ELECTRICAL LEGEND

- SINGLE SPECIAL PURPOSE OUTLET
- SINGLE SPECIAL PURPOSE OUTLET- MOUNTED IN COUNTER
- DUPLEX SPECIAL PURPOSE OUTLET
- DIRECT WIRE CONNECTION
- DIRECT WIRE CONNECTION- REQUIRES A 6X6X6 JUNCTION BOX
- SINGLE SPECIAL PURPOSE OUTLET
- DATA CONNECTION
- JUNCTION BOX
- SINGLE POLE SWITCH
- CONVENIENCE OUTLET
- (###) INDICATES ITEM NUMBER

VERIFY EXISTING ELECTRICAL CONDITIONS - OUTLETS SHOWN ARE MINIMUM REQUIREMENTS

ALL OUTLETS AND COVER PLATES TO BE STAINLESS STEEL

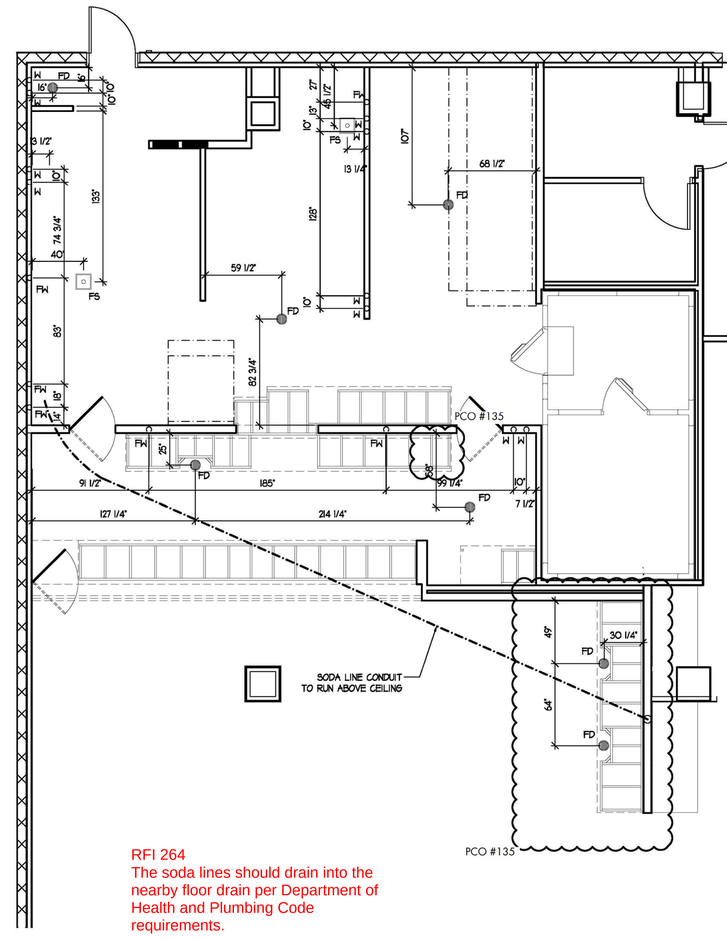

RFI 264
The soda lines should drain into the nearby floor drain per Department of Health and Plumbing Code requirements.

2/203 PLUMBING ROUGH-IN PLAN
SCALE: 1/4"=1'-0"

PLUMBING LEGEND

- FW - FILTERED WATER CONNECTION
- W - WATER CONNECTION
- FS - FLOOR SINK
- FD - FLOOR DRAIN

SEE PLUMBING DRAWINGS FOR SPECIFICATIONS, DETAILS AND FLOOR PENETRATIONS

RELEASED FOR CONSTRUCTION

Lexington, Kentucky

UK - STUDENT CENTER RENOVATION AND EXPANSION - BP#3

ELECTRICAL & PLUMBING ROUGH-IN PLANS

Job Number: 0990.01 AUG 2016 Drawn By: CFA Checked By: DZ Revision: 5

DARRIN BADON REGISTERED ARCHITECT COMMONWEALTH OF KENTUCKY

This Drawing and the Design shown thereon are the property of Omni Architects. The reproduction, copying or other use of this Drawing or Design without the express consent of Omni Architects is prohibited.

TIPTON ASSOCIATES

PERKINS + WILL
1315 Peachtree Street
Atlanta, Georgia 30309
p 404.873.2300
www.perkinswill.com

Omni ARCHITECTS
212 North Upper Street
Lexington, Kentucky 40507-1001
p 859.252.6664
www.omniarchitects.com

TIPTON ASSOCIATES

RECORD DOCUMENTS - JANUARY 2019

These Record Documents have been prepared based on information provided by others. The Consultant has not verified the accuracy and/or completeness of this information and shall not be responsible for any errors or omissions that may be incorporated as a result of erroneous information provided by others.

BP3 - PCO # 135

FS203

PCO 135

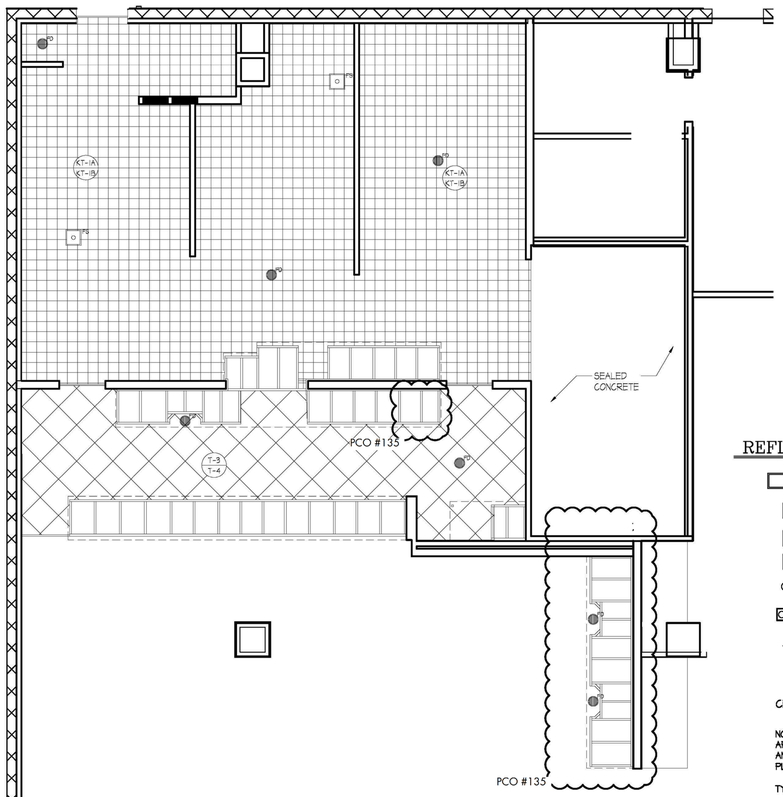

1 / 204 **FLOOR FINISH PLAN**
SCALE: 1/4"=1'-0"

FINISH FLOOR LEGEND

- T-3
- KT-1A
- FS - FLOOR SINK
- FD - FLOOR DRAIN

REFLECTED CEILING LEGEND

- RECESSED 2 X 4 FLUORESCENT LIGHT FIXTURE
- RECESSED 2 X 2 FLUORESCENT LIGHT FIXTURE
- SUPPLY GRILL
- RETURN AIR GRILL
- DI NEW 6" RECESSED CAN LIGHT
- K2 RECESSED TWO HEAD MULTI-SPOT DIRECTIONAL LIGHTS M9302-WH/T5621/HB-28 BY JUNO LIGHTING GROUP
- F EGG LIGHT WHITE GLASS MODIFIED SURFACE MOUNT 143582 BY MEYDA LIGHTING

CEILING TYPE — 2 | 9'-0" — CEILING HEIGHT

NOTE:
ARCHITECTURAL REFLECTED CEILING PLAN IS FOR REFERENCE AND COORDINATION ONLY. SEE MECHANICAL AND ELECTRICAL PLAN FOR RELATED DETAILS AND SPECIFICATIONS

TYPE 1 - TO BE WHITE W/ WHITE GRID ITEM #3270, 24" X 48" X 1/2" FIRE CODE GYPSUM UNIT W/2 MIL WHITE VINYL FACE AS MFG. BY UNITED STATES GYPSUM CO., CHICAGO, IL.

TYPE 2 - TO BE WHITE W/ WHITE GRID ITEM #3260, 24" X 24" X 1/2" FIRE CODE GYPSUM UNIT W/2 MIL WHITE VINYL FACE AS MFG. BY UNITED STATES GYPSUM CO., CHICAGO, IL.

TYPE 3 - 5/8" GYP. BOARD PAINTED PT-1A

TYPE 4 - 5/8" GYP. BOARD PAINTED PT-3A

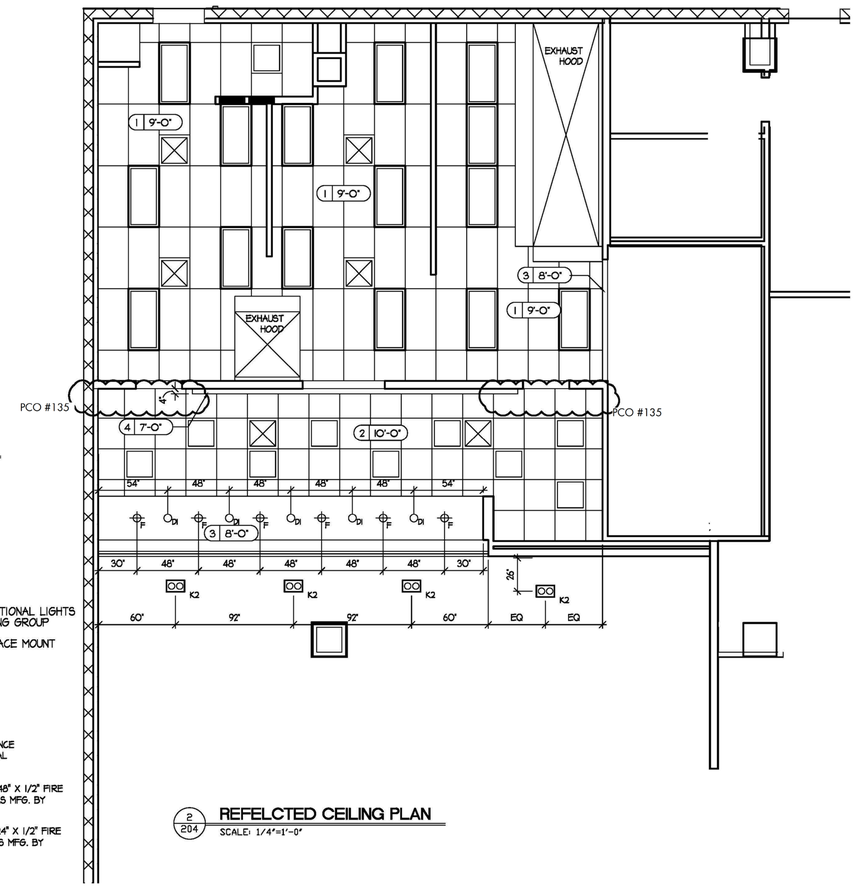

2 / 204 **REFELCTED CEILING PLAN**
SCALE: 1/4"=1'-0"

PROPRIETARY LIGHTING FIXTURE SCHEDULE (ITEMS SUPPLIED BY ACCUSERV)

CONTACT BOB HARPRING (502) 961-0096 AT ACCUSERV TO ORDER FIXTURES

MARK	MANUFACTURER	MANUFACTURER PART #	NO. LAMPS/TYPE	WATTS	MOUNTING	REMARKS	QUANITY
DI	LITHONIA	REAL 6 CD6/MW/1000L/30K/95SC-L7 XLED/T24	1 LED	14.2W	RECESSED		5
F	MEYDA LIGHTING	143582	(1) FLUSH MOUNTED	60W	FLUSH		6
K2	JUNO/INDY	M9302-WH/T5621/HB-28	(2) 12PAR30S/END/F22 (LED)	12.5 W	RECESSED		4

RELEASED FOR CONSTRUCTION

UK - STUDENT CENTER RENOVATION AND EXPANSION - BP#3

Lexington, Kentucky

FLOOR FINISH & REFLECTED CEILING PLANS

Job Number: 0990.01 AUG 2016 Drawn By: CFA Checked By: DZ Revision: 5

DARRIN BADON REGISTERED ARCHITECT COMMONWEALTH OF KENTUCKY

This Drawing and the Design shown thereon are the property of Omni Architects. The reproduction, copying or other use of this Drawing or Design without the express consent of Omni Architects is prohibited.

TIPTON ASSOCIATES

PERKINS + WILL
1315 Peachtree Street
Atlanta, Georgia 30309
p.404.873.2300
www.perkinswill.com

Omni ARCHITECTS
212 North Upper Street
Lexington, Kentucky 40507-1001
p.859.252.6664
www.omniarchitects.com

TIPTON ASSOCIATES

RECORD DOCUMENTS - JANUARY 2019

These Record Documents have been prepared based on information provided by others. The Consultant has not verified the accuracy and/or completeness of this information and shall not be responsible for any errors or omissions that may be incorporated as a result of erroneous information provided by others.

BP3 - PCO # 135

FS204

PCO 135

ASI 247

EQUIPMENT SCHEDULE (ITEMS SUPPLIED BY TRIMARK STRATEGIC)

CONTACT CFA LICENSING TEAM AT (866) 324-4253 OR CFALICENSING@STRATEGICEQUIPMENT.COM AT TRIMARK STRATEGIC TO ORDER EQUIPMENT
SOME EQUIPMENT HAS A 6 WEEK LEAD TIME

	ITEM NO.	DESCRIPTION	MANUFACTURER	MODEL / PART NUMBER	MECHANICAL ELECTRICAL VOLT	PH	KW	AMP	HP	DIRECT	PLUG	NEMA RATING	PLUMBING HW	CW	FW	FW2	IW	ROUGH-IN	ITEM NO.	PRICE PER EACH	QUANTITY	PRICE TOTAL	REMARKS
PCO #135	102L	COUNTERTOP VERTICAL LID & STRAW ORGANIZER	DISPENSE RITE	TLD-2BT															102L	$106.73	2	$213.46	
	103	CUP DISPENSER	SAN JAMAR	C2410C															103	$41.60	8	$332.80	
	145	61" NEW HERITAGE CONDIMENT UNIT	CLAYTON FIXTURE	C3101016															145	$5,013.67	1	$5,013.67	
	171	22" HERITAGE SCRIPT W/ EXPRESS SIGN	CLAYTON SIGNS	22SE	120	1		1		X									171	$3,315.13	1	$3,315.13	
	307	ICED COFFEE KIT	CUSTOM	3WBCD41															307	$209.63	1	$209.63	
	308	COFFEE BREWER	WILBUR CURTIS	TP2S10A3140	220	1	4	20			X	NEMA L14-30R			3/8"			48" A.F.F.	308	$1,117.08	1	$1,117.08	
	308A	COFFEE SERVERS	WILBUR CURTIS	3WBC054															308A	$265.90	4	$1,063.60	
	308G	CUP DISPENSER	SAN JAMAR	C8504WF															308G	$72.49	1	$72.49	
	350	WATER FILTRATION SYSTEM	SELECTO SCIENTIFIC	3SEL050										1"	(3) 3/4"	1/2"			350	$772.58	1	$772.58	
	380	ICE BIN/CUT	FOLLETT	SG1300S-48													1"		380	$2,124.09	1	$2,124.09	1320 LBS STORAGE
	380X	ICE MAKER REMOTE AIR COOLED	HOSHIZAKI	KM-1900SRH3	208	3		11			X				1/2"		3/4"		380X	$5,855.04	1	$5,855.04	1900 LBS/24 HOURS
	380B	REMOTE CONDENSER WITH 55' TUBING KIT	HOSHIZAKI	URC-22F															380B	$1,322.52	1	$1,322.52	
	382	DROP-IN ICE BIN	SUPREME METAL	D-24-IBL													1"		382	$340.15	1	$340.15	
	420	UNDERCOUNTER REFRIG. (27") (ND BSWD OR TOP) HGD LEFT	HOBART/TRAULSEN	UHT27-2GF	115	1	0.23	3.3	1/6		X	NEMA 5-15R							420	$1,402.77	1	$1,402.77	
	421	UNDERCOUNTER REFRIGERATOR (48") ND TOP, W/CASTERS	TRAULSEN	UHT48-LR	115	1	0.48	5.7	1/3		X	NEMA 5-15R							421	$2,056.54	1	$2,056.54	
	422	COLD RAIL REFRIGERATOR 4 PAN (RIGHT)	RANDELL	CR9039M-CFA-R	115	1		7.1	1/4		X	NEMA 5-15R							422	$3,199.00	1	$3,199.00	(4) PAN COUNTERTOP RAIL
PCO #135	441	SALAD PREP TABLE REFRIGERATED (66")	TRAULSEN	TSD66HT	115	1		9			X	NEMA 5-15R							441	$6,039.08	1	$6,039.08	
	444S	EVENTHAV REFRIGERATOR (SINGLE SECTION) HGD RIGHT	TRAULSEN	RE132EUT-FHS	115	1		16	1/2		X	NEMA 5-20R							444S	$6,347.24	1	$6,347.24	
	500	MINI CONTACT TOASTER	A.J. ANTUNES & CO/ROUNDUP	3AJA007	120			15			X	NEMA 5-15R							500	$1,924.93	1	$1,924.93	
	505G	CONVECTION OVEN W/ FULL GRIDDLE TOP (HINGED LEFT)	LANG	9P-R30CAPF208CF	208	3	19.8	57.6		X									505G	$4,563.55	1	$4,563.55	
	505GA	CASTERS FOR LANG OVEN	LANG	ECDH-C4															505GA	$94.16	1	$94.16	
	523	PRESSURE FRYER	HENNY PENNY	PFE500.02	208	3	13.5	38			X	NEMA 15-50R							523	$7,833.47	1	$7,833.47	
	524	GRILL	GARLAND	CX3E12	208	3	16.05	47			X	NEMA 15-50R							524	$12,362.35	1	$12,362.35	UNBALANCED AMPS PER LINE (L1-43.4, L2-43.4, L3-47)
	524A	GRILL START-UP	GARLAND																524A	$375.00	1	$375.00	FOR EXISTING STORES, INCLUDES 30 MIN. OF TRAINING
	524B	GRILL SMALLWARES	GARLAND																524B	$892.45	1	$892.45	
	524D	GRILL DOCKING STATION	ACF	3ACF138															524D	$143.38	1	$143.38	
	560L	WAFFLE FRY HOLDING UNIT	BKI	FW-15L	120	1	1.88	15.6			X	NEMA 5-20R							560L	$1,614.80	1	$1,614.80	
	562A	HIGH DENSITY HOT HOLDING TOWER	FRANKE	18004540	120	1	1.911	15.9			X	NEMA L5-20R							562A	$1,563.21	1	$1,563.21	
	563D	SANDWICH MERCHANDISER (38") TWO TIER (CORD LEFT)	BKI	2TSM-3824L	208	1	1.73	9.18			X								563D	$1,827.20	1	$1,827.20	
	580	MULTI-USE HOLDING CABINET	DUKE	MUHC 51-120	120	1	2.04	16			X	NEMA 5-20R							580	$4,815.00	1	$4,815.00	W/ 2" CASTERS
	584	TIMER	INTEGRATED CONTROL	990925	120						X								584	$476.15	1	$476.15	
	643	STAINLESS STEEL WORKTABLE (30" X 36")	EAGLE GROUP	T3036SE-BS															643	$755.87	1	$755.87	
	671	MENU LIGHTBOX (FULL HEIGHT)	C3 LIGHTING SOLUTIONS	3EXP040	120	1	0.054	0.45			X	NEMA 5-20R							671	$446.99	5	$2,234.95	
	671A	END CAP SET (FULL HEIGHT)	C3 LIGHTING SOLUTIONS	3EXP032															671A	$29.96	1	$29.96	
	712	DUNNAGE RACK (22" X 36")	METRO	HP2236PIMB															712	$127.33	9	$1,145.97	
	714	DUNNAGE RACK (22" X 48")	METRO	HP2248PIMB															714	$143.25	1	$143.25	
	722	FLOOR SHELF UNIT (18" X 36") 5 SHELVES W/ POSTS	METRO	1836NK3															722	$177.80	3	$533.40	
	722B	DUNNAGE SHELF (18" X 36")	METRO	1836DRK3															722B	$68.37	3	$205.11	
	723	FLOOR SHELF UNIT (18" X 42") 5 SHELVES W/ POSTS	METRO	1842NK3															723	$204.35	2	$408.70	
	724	FLOOR SHELF UNIT (18" X 48") 5 SHELVES W/ POSTS	METRO	1848NK3															724	$204.35	4	$817.40	
	724B	DUNNAGE SHELF (18" X 48")	METRO	1848DRK3															724B	$79.77	4	$319.08	
	741U	48" UTENSIL SINK WALL KIT 2-TIER	METRO	48UST2T															741U	$466.98	2	$933.96	
	771	30" WALL KIT DOUBLE 1 TIER (24X30 SOLID SHELF)	METRO	SW72K3															771	$429.36	2	$858.72	
	781	30" WALL KIT DOUBLE 1-TIER	METRO	3045WK1TD															781	$467.88	1	$467.88	
	PRICES ARE FOR EQUIPMENT ONLY AND DO NOT INCLUDE TAXES, FREIGHT, CONSTRUCTION OR INSTALLATION COSTS. PRICES ARE SUBJECT TO CHANGE WITHOUT NOTICE. ALL EQUIPMENT ABOVE IS PROPRIETARY.																			TOTAL:		$88,136.77 PCO #135	

EQUIPMENT SCHEDULE (ITEMS SUPPLIED BY CHARTER HOUSE, INC - CHI)

CONTACT CHI (616) 796-1020 AT CHI TO ORDER EQUIPMENT. SOME EQUIPMENT HAS A 6 TO 8 WEEK LEAD TIME.

ITEM NO.	DESCRIPTION	MANUFACTURER	MODEL / PART NUMBER	MECHANICAL ELECTRICAL VOLT	PH	KW	AMP	HP	DIRECT	PLUG	NEMA RATING	PLUMBING HW	CW	FW	FW2	IW	ROUGH-IN	ITEM NO.	PRICE PER EACH	QUANTITY	PRICE TOTAL	REMARKS
950	CHICK-FIL-A ICON-(48"X48" NON-ILLUMINATED), ONE SIDED)	CHI	CH4848-V1															950	$1,289.00	1	$1,289.00	
951	STORY BOARD-"OUR STORY" (3'x3' GRAPHIC)	CHI	JP-DS-001_OurStory															951	$244.00	1	$244.00	
951A	3'X3' GRAPHIC FRAME	CHI	1030-12															951A	$510.00	1	$510.00	
952	CERTIFICATE HOLDER (2"X2")	CHI	CFAAMD25															952	$435.00	1	$435.00	
953	BROCHURE HOLDER	CHI	CFAAMD27															953	$77.50	1	$77.50	
956	CARES PANEL	CHI	CFAAMD35															956	$412.00	1	$412.00	
957	PICK-UP SIGN	CHI	CFPS3000-3(SIGN ONLY)															957	$52.00	1	$52.00	
957A	PICK-UP SIGN KIT ONE	CHI	CFPS3000															957A	$116.00	1	$116.00	
	PRICES ARE FOR EQUIPMENT ONLY AND DO NOT INCLUDE TAXES, FREIGHT, CONSTRUCTION OR INSTALLATION COSTS. PRICES ARE SUBJECT TO CHANGE WITHOUT NOTICE. ALL EQUIPMENT ABOVE IS PROPRIETARY.																			TOTAL:		$3,135.50	

PROPRIETARY EQUIPMENT SCHEDULE (THESE ITEMS ARE ORDERED BY THE FOOD SERVICE PROVIDER THROUGH THE CHICK-FIL-A WEBSITE. THE FOOD SERVICE PROVIDER IS TO COORDINATE WITH THE CHICK-FIL-A OPERATOR CONSULTANT) PRICES ARE SHOWN ON THE WEBSITE ORDER FORM.

PRICES ARE SHOWN ON THE WEBSITE ORDER FORM.

	ITEM NO.	DESCRIPTION	MANUFACTURER	MODEL / PART NUMBER	MECHANICAL ELECTRICAL VOLT	PH	KW	AMP	HP	DIRECT	PLUG	NEMA RATING	PLUMBING HW	CW	FW	FW2	IW	ROUGH-IN	ITEM NO.	PRICE PER EACH	QUANTITY	PRICE TOTAL	REMARKS
PCO #135	202	SLIM JIM (PLASTIC) TRASH CAN	RUBBERMAID MDL #3540	SMALLWARES PACKAGE															202	$ -----	4	$ -----	
	202B	SLIM JIM (PLASTIC) TRASH CAN (SHORT)	RUBBERMAID MDL #3540	SMALLWARES PACKAGE															202B	$ -----	2	$ -----	
	523B	TIERED BASKETS	CFA	SMALLWARES PACKAGE															523B	$ -----	2	$ -----	
	523C	NUGGET BASKETS	CFA	SMALLWARES PACKAGE															523C	$ -----	2	$ -----	
	560LA	WAFFLE FRY INSERT	CFA	SMALLWARES PACKAGE															560LA	$ -----	1	$ -----	
	ALL EQUIPMENT IN THIS SCHEDULE IS TO BE PURCHASED BY THE FOOD SERVICE DIRECTOR FROM THE CHICK-FIL-A WAREHOUSE AS PART OF THE SMALLWARES PACKAGE.																			TOTAL:		#########	

PCO #135

RELEASED FOR CONSTRUCTION

RFI 363
Equipment Information

TIPTON ASSOCIATES

RECORD DOCUMENTS - JANUARY 2019

These Record Documents have been prepared based on information provided by others. The Consultant has not verified the accuracy and/or completeness of this information and shall not be responsible for any errors or omissions that may be incorporated as a result of erroneous information provided by others.

Lexington, Kentucky

UK - STUDENT CENTER RENOVATION AND EXPANSION - BP#3

EQUIPMENT SCHEDULE

Job Number: 0990.01 | AUG 2016 | Drawn By: CFA | Checked By: DZ | Revision: 5

This Drawing and the Design shown thereon are the property of Omni Architects. The reproduction, copying or other use of this Drawing or Design without the written consent of Omni Architects is prohibited.

DARRIN BADON REGISTERED ARCHITECT COMMONWEALTH OF KENTUCKY

TIPTON ASSOCIATES

PERKINS + WILL
1315 Peachtree Street
Atlanta, Georgia 30309
p.404.873.2300
www.perkinswill.com

Omni ARCHITECTS
212 North Upper Street
Lexington, Kentucky 40507-1001
p.859.252.6664
www.omniarchitects.com

PCO 135

EQUIPMENT SCHEDULE (ITEMS SUPPLIED BY OTHERS)

ITEM NO.	DESCRIPTION	MANUFACTURER	MODEL / PART NUMBER	MECHANICAL – ELECTRICAL								MECHANICAL – PLUMBING						ITEM NO.	PRICE PER EACH	QUANTITY	PRICE TOTAL	REMARKS
				VOLT	PH	KW	AMP	HP	DIRECT	PLUG	NEMA RATING	HW	CW	FW	FW2	IW	ROUGH-IN					
100	SERVING COUNTER TOP	GENERAL CONTRACTOR	CUSTOM															100	$ -----	-- L.F.	$ -----	
100A	SERVING COUNTER BASE/BODY	GENERAL CONTRACTOR	CUSTOM															100A	$ -----	-- L.F.	$ -----	
130	MOP SINK CABINET	GENERAL CONTRACTOR																130	$ -----	-- L.F.	$ -----	
150	BREAD RACK	LOCAL SUPPLIER																150	$ -----	2	$ -----	
180	* CASH REGISTER TERMINAL	BY OTHERS		120						X								180	$ -----	6	$ -----	
183	* ORDER MONITOR	BY OTHERS		120						X								183	$ -----	4	$ -----	
206	SOAP DISPENSER	GENERAL CONTRACTOR																206	$ -----	2	$ -----	
260	EXHAUST HOOD (4'-0", CANOPY STYLE)	GENERAL CONTRACTOR							X									260	$ -----	1	$ -----	
266	EXHAUST HOOD (14'-6", CANOPY STYLE)	GENERAL CONTRACTOR							X									266	$ -----	1	$ -----	
315	ICE/BEVERAGE DISPENSER (6-HEAD)	BY OTHERS		120						X						1"		315	$ -----	2	$ -----	
316	CO-2 TANK	LOCAL SUPPLIER																316	$ -----	2	$ -----	
317	BAG 'N BOX RACK	BY OTHERS																317	$ -----	1	$ -----	
320	CARBONATOR	BY OTHERS		120	1		7.2				NEMA 5-20R			1/2"				320	$ -----	2	$ -----	
360	HAND SINK	GENERAL CONTRACTOR										1/2"	1/2"			1-1/2"	12" A.F.F.	360	$ -----	2	$ -----	
365	THREE COMPARTMENT UTENSIL SINK	GENERAL CONTRACTOR														1-1/2"		365	$ -----	1	$ -----	
365F	UTENSIL SINK FAUCET	T&S BRASS & BRONZE	B-0152-CR-C-TEE									1/2"	1/2"				12" A.F.F.	365F	$ -----	1	$ -----	
370	MOP SINK	GENERAL CONTRACTOR										1/2"	1/2"			3"		370	$ -----	1	$ -----	
371	WATER HEATER	GENERAL CONTRACTOR										1/2"	1/2"					371	$ -----	1	$ -----	
410	WALK-IN FREEZER (10'-10"X9'-10")	GENERAL CONTRACTOR							X									410	$ -----	1	$ -----	
449	WALK-IN COOLER (7'-11"X9'-10")	GENERAL CONTRACTOR							X									449	$ -----	1	$ -----	
660	PAPER TOWEL DISPENSER	GENERAL CONTRACTOR																660	$ -----	2	$ -----	
661	MOP RACK	GENERAL CONTRACTOR																661	$ -----	1	$ -----	
* CASH REGISTER TERMINALS AND ORDER MONITORS MUST COMMUNICATE IN (DYNAMIC ROUTING) REAL TIME.																			TOTAL:		$ -----	

PCO #135

EQUIPMENT SCHEDULE (ITEMS EXISTING)

ITEM NO.	DESCRIPTION	MANUFACTURER	MODEL / PART NUMBER	MECHANICAL – ELECTRICAL								MECHANICAL – PLUMBING						ITEM NO.	PRICE PER EACH	QUANTITY	PRICE TOTAL	REMARKS
				VOLT	PH	KW	AMP	HP	DIRECT	PLUG	NEMA RATING	HW	CW	FW	FW2	IW	ROUGH-IN					
152	BREAD RACK SLIDES	EXISTING	EXISTING															152	$ -----	1	$ -----	
200A	TEA DISPENSER NARROW (UNSWEET)	EXISTING	EXISTING															200A	$ -----	1	$ -----	
200B	TEA DISPENSER NARROW (SWEET)	EXISTING	EXISTING															200B	$ -----	1	$ -----	
210	INGREDIENT (SUGAR) BIN	EXISTING	EXISTING															210	$ -----	1	$ -----	
300	ICE CREAM MACHINE (AIR COOLED)	EXISTING	EXISTING	208	3		20			X								300	$ -----	1	$ -----	
300A	MILKSHAKE BASE DISPENSER	EXISTING	EXISTING	120	1		3			X	NEMA 5-20R							300A	$ -----	1	$ -----	
300B	SIDE SADDLE (LEFT)	EXISTING	EXISTING															300B	$ -----	1	$ -----	
300C	MILKSHAKE SPINNER	EXISTING	EXISTING	208			1	1/3	X									300C	$ -----	2	$ -----	
305	TEA BREWER	EXISTING	EXISTING	120			14.2			X	NEMA 5-15R			3/8"			48" A.F.F.	305	$ -----	1	$ -----	
310	LEMONADE DISPENSER	EXISTING	EXISTING	115	1		8.2			X	NEMA 5-15R							310	$ -----	1	$ -----	
311	LEMON JUICER	EXISTING	EXISTING	120	1		10			X	NEMA 5-15R							311	$ -----	1	$ -----	
366	VEGETABLE PREP SINK (LEFT DRAIN BOARD)	EXISTING	EXISTING													1-1/2"		366	$ -----	1	$ -----	
366F	PREP SINK FAUCET	EXISTING	EXISTING									1/2"	1/2"				12" A.F.F.	366F	$ -----	1	$ -----	
366FV	PREP SINK FILTERED WATER FAUCET	EXISTING	EXISTING											1/2"			50" A.F.F.	366FV	$ -----	1	$ -----	
400	FREEZER (SINGLE SECTION) HGD RIGHT, SHELVES	EXISTING	EXISTING	120	1		11.5			X	NEMA 5-15R							400	$ -----	1	$ -----	
432	REFRIGERATED BASE TABLE (60") W/ BSVD & TOP	EXISTING	EXISTING	120	1	0.48	5.7	1/4		X	NEMA 5-15R							432	$ -----	1	$ -----	
440	BREADING TABLE (WITH SLIDER FOR SPICY MENU)	EXISTING	EXISTING	115	1		12	1/2		X	NEMA 5-15R							440	$ -----	1	$ -----	
444	EVENTHAW REFRIGERATOR WITH SLIDES	EXISTING	EXISTING	115	1		16	1/2		X	NEMA 5-20R							444	$ -----	1	$ -----	
522	OPEN FRYER	EXISTING	EXISTING	208	3	22	62		X		6" X 6" J-BOX							522	$ -----	2	$ -----	
523	PRESSURE FRYER	EXISTING	EXISTING	208	3	13.5	38			X	NEMA 15-50R							523	$ -----	3	$ -----	
523A	HOSE ASSEMBLY	EXISTING	EXISTING															523A	$ -----	2	$ -----	
524	GRILL	EXISTING	EXISTING	208	3	16.05	47			X	NEMA 15-50R							524	$ -----	1	$ -----	UNBALANCED AMPS PER LINE (L1-43.4, L2-43.4, L3-47)
524B	GRILL SMALLWARES	EXISTING	EXISTING															524B	$ -----	1	$ -----	
524C	GRILL PACKAGING STORAGE SYSTEM	EXISTING	EXISTING															524C	$ -----	1	$ -----	
550	WARMING DRAWER (TWO DRAWER)	EXISTING	EXISTING	120	1	1	8.7		X									550	$ -----	1	$ -----	
564	PRODUCT HOLDING CABINET (2X2)	EXISTING	EXISTING	120	1	0.80	6.7			X	NEMA 5-15R							564	$ -----	1	$ -----	
581	DUMP CART	EXISTING	EXISTING	120	1	1.1	9.2			X	NEMA 5-15R							581	$ -----	1	$ -----	
581A	DUMP CART / TRANSFER STATION	EXISTING	EXISTING															581A	$ -----	1	$ -----	
740V	VEGGIE PREP WALL KIT-36"	EXISTING	EXISTING															740V	$ -----	1	$ -----	
771	30" WALL KIT DOUBLE 1 TIER (24X30 SOLID SHELF)	EXISTING	EXISTING															771	$ -----	1	$ -----	
781	30" WALL KIT DOUBLE 1-TIER	EXISTING	EXISTING															781	$ -----	1	$ -----	
PRICES ARE FOR EQUIPMENT ONLY AND DO NOT INCLUDE TAXES, FREIGHT, CONSTRUCTION OR INSTALLATION COSTS. PRICES ARE SUBJECT TO CHANGE WITHOUT NOTICE. ALL EQUIPMENT ABOVE IS PROPRIETARY.																			TOTAL:		#########	

RELEASED FOR CONSTRUCTION

RFI 363
Equipment Intormation

RECORD DOCUMENTS - JANUARY 2019

These Record Documents have been prepared based on information provided by others. The Consultant has not verified the accuracy and/or completeness of this information and shall not be responsible for any errors or omissions that may be incorporated as a result of erroneous information provided by others.

TIPTON ASSOCIATES

UK - STUDENT CENTER RENOVATION AND EXPANSION - BP#3

Lexington, Kentucky

EQUIPMENT SCHEDULE

Job Number: 0990.01 AUG 2016 | Drawn By: CFA | Checked By: DZ | Revision: 5

This Drawing and the Design shown thereon are the property of Omni Architects. The reproduction, copying or other use of this Drawing or Design without the express consent of Omni Architects is prohibited.

TIPTON ASSOCIATES

PERKINS + WILL
1315 Peachtree Street
Atlanta, Georgia 30309
p.404.873.2300
www.perkinswill.com

Omni ARCHITECTS
212 North Upper Street
Lexington, Kentucky 40507-1001
p.859.252.6664
www.omniarchitects.com

BP3 - PCO # 135

FS206

PCO 135

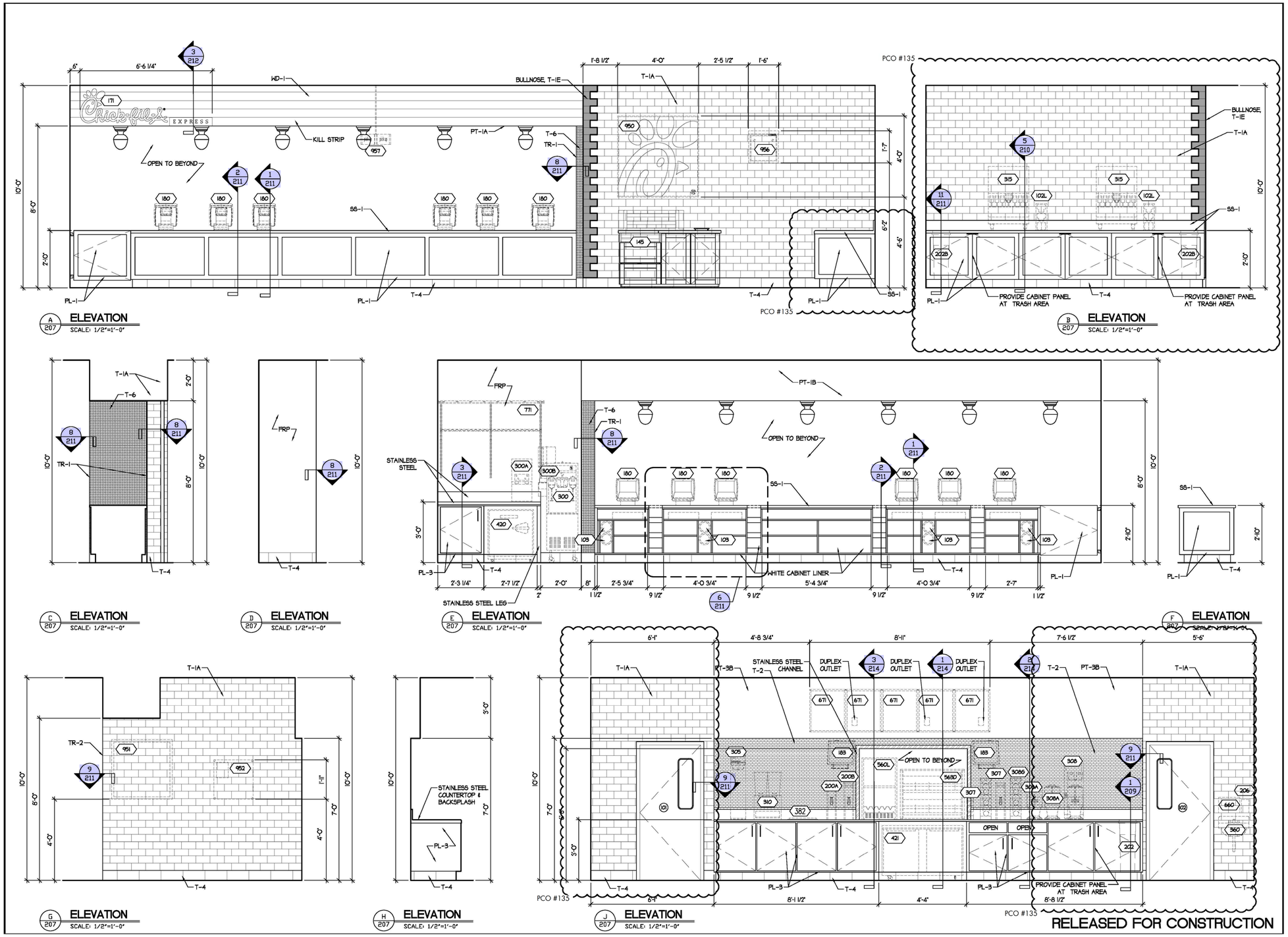

UK - STUDENT CENTER RENOVATION AND EXPANSION - BP#3

Lexington, Kentucky

ELEVATIONS

Job Number: 0990.01 AUG 2016 | Drawn By: CFA | Checked By: DZ | Revision: 5

This Drawing and the Design shown thereon are the property of Omni Architects. The reproduction, copying or other use of this Drawing or Design without the express consent of Omni Architects is prohibited.

Omni ARCHITECTS
212 North Upper Street
Lexington, Kentucky 40507-1001
p 859.252.6664
www.omniarchitects.com

PERKINS + WILL
1315 Peachtree Street
Atlanta, Georgia 30309
p 404.873.2300
www.perkinswill.com

TIPTON ASSOCIATES

RECORD DOCUMENTS - JANUARY 2019

These Record Documents have been prepared based on information provided by others. The Consultant has not verified the accuracy and/or completeness of this information and shall not be responsible for any errors or omissions that may be incorporated as a result of erroneous information provided by others.

BP3 - PCO # 135

FS207

PCO 135

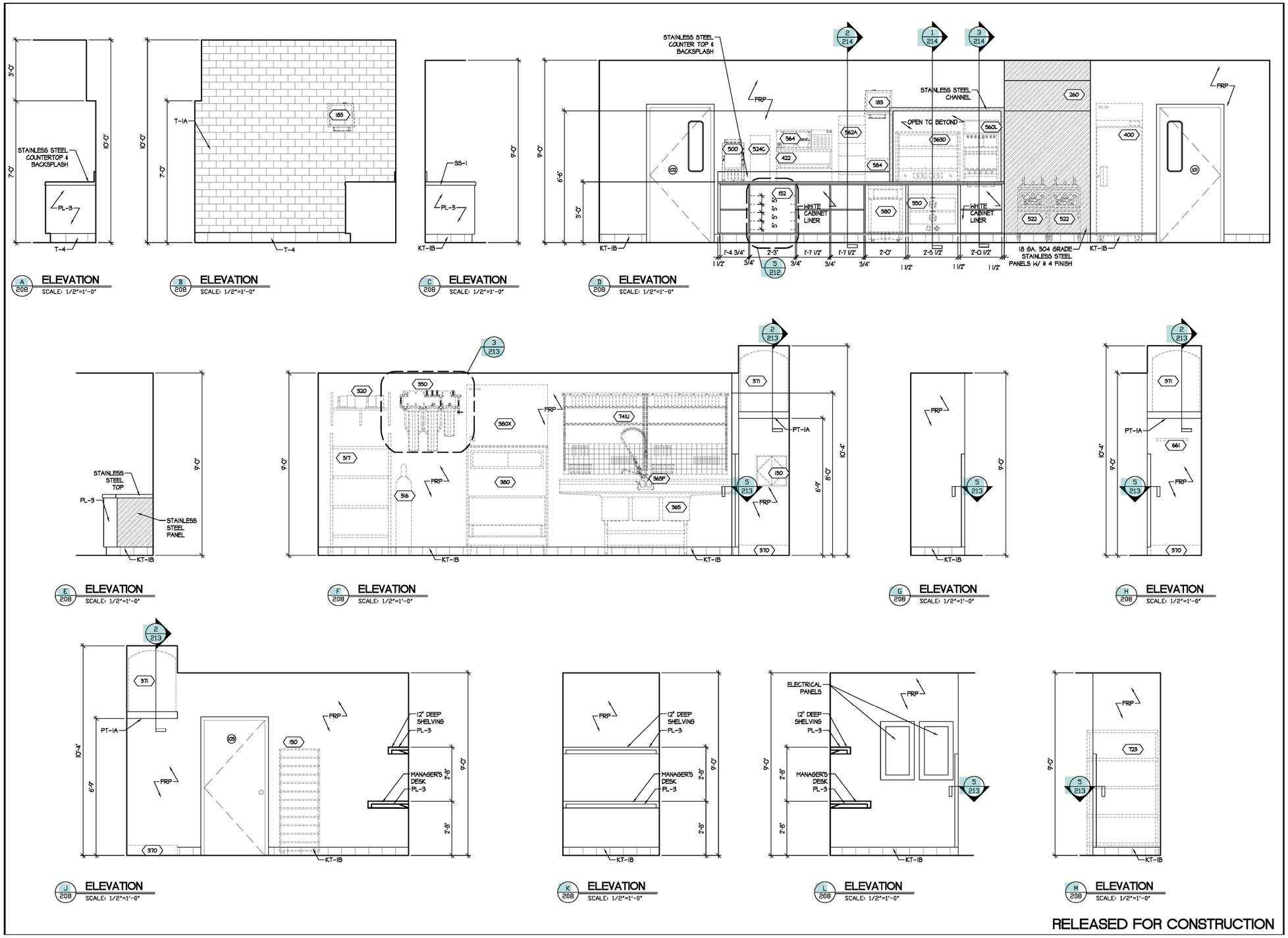

RELEASED FOR CONSTRUCTION

RECORD DOCUMENTS - JANUARY 2019

These Record Documents have been prepared based on information provided by others. The Consultant has not verified the accuracy and/or completeness of this information and shall not be responsible for any errors or omissions that may be incorporated as a result of erroneous information provided by others.

TIPTON ASSOCIATES

UK - STUDENT CENTER RENOVATION AND EXPANSION - BP#3

Lexington, Kentucky

ELEVATIONS

Job Number: 0990.01 AUG 2016 Drawn By: CFA Checked By: DZ Revision: 5

This Drawing and the Design shown thereon are the property of Omni Architects. The reproduction, copying or other use of this Drawing or any part thereof without the consent of Omni Architects is prohibited.

Omni ARCHITECTS
212 North Upper Street
Lexington, Kentucky 40507-1001
p 859.252.6664
www.omniarchitects.com

PERKINS + WILL
1315 Peachtree Street
Atlanta, Georgia 30309
p 404.873.2300
www.perkinswill.com

TIPTON ASSOCIATES

BP3 - PCO # 135

FS208

PCO135

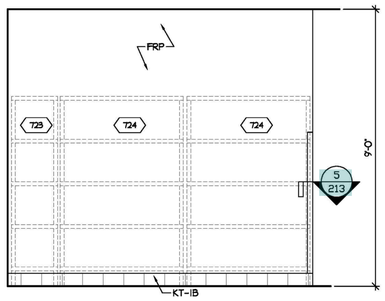

A 209 ELEVATION
SCALE: 1/2"=1'-0"

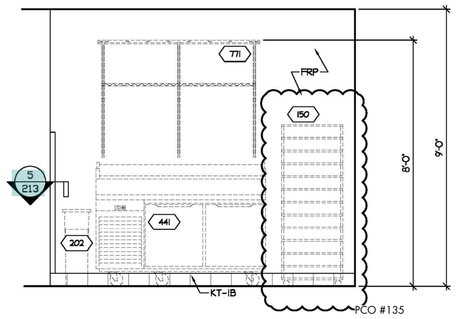

B 209 ELEVATION
SCALE: 1/2"=1'-0"

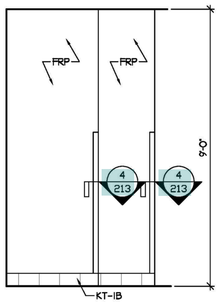

C 209 ELEVATION
SCALE: 1/2"=1'-0"

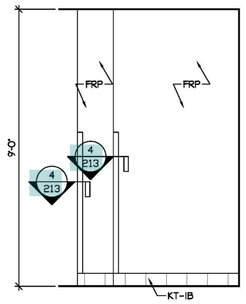

D 209 ELEVATION
SCALE: 1/2"=1'-0"

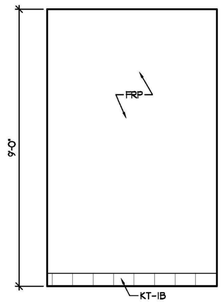

E 209 ELEVATION
SCALE: 1/2"=1'-0"

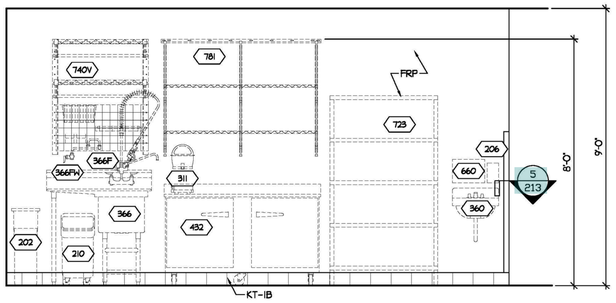

F 209 ELEVATION
SCALE: 1/2"=1'-0"

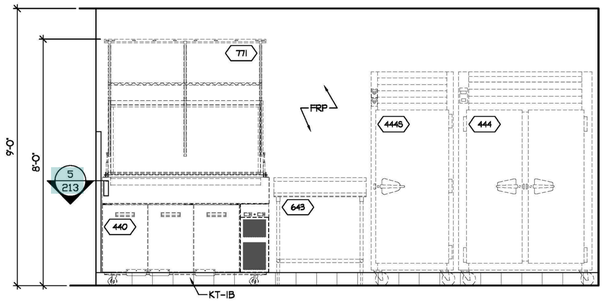

G 209 ELEVATION
SCALE: 1/2"=1'-0"

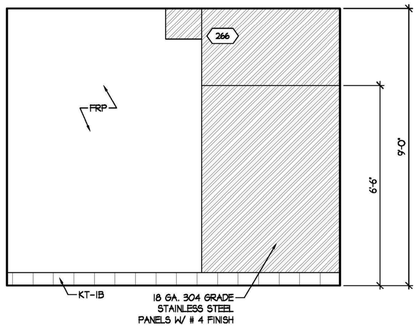

H 209 ELEVATION
SCALE: 1/2"=1'-0"

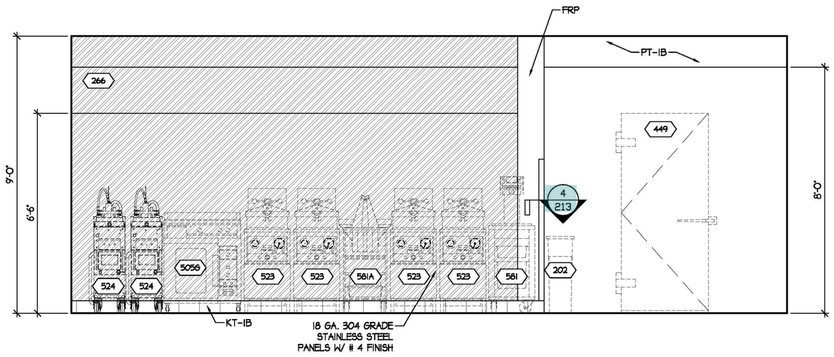

J 209 ELEVATION
SCALE: 1/2"=1'-0"

PCO #135

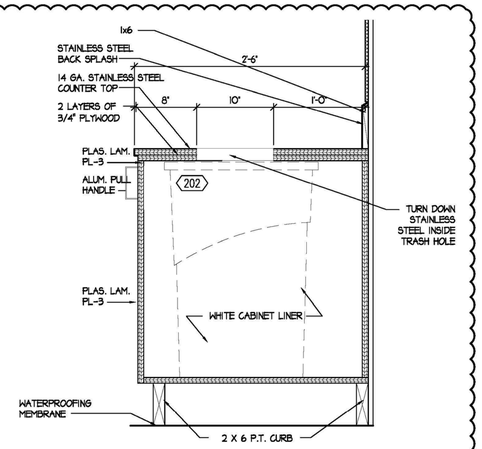

1 209 TRASH HOLE DETAIL
SCALE: 1 1/2"=1'-0"

RELEASED FOR CONSTRUCTION

RECORD DOCUMENTS - JANUARY 2019

These Record Documents have been prepared based on information provided by others. The Consultant has not verified the accuracy and/or completeness of this information and shall not be responsible for any errors or omissions that may be incorporated as a result of erroneous information provided by others.

TIPTON ASSOCIATES

UK - STUDENT CENTER RENOVATION AND EXPANSION - BP#3

Lexington, Kentucky

ELEVATIONS

Job Number: 0990.01 AUG 2016 Drawn By: CFA Checked By: DZ Revision: 5

This Drawing and the Design shown thereon are the property of Omni Architects. The reproduction, copying or other use of this Drawing or Design without the written consent of Omni Architects is prohibited.

Omni ARCHITECTS
212 North Upper Street
Lexington, Kentucky 40507-1001
p 859.252.6664
www.omniarchitects.com

PERKINS + WILL
1315 Peachtree Street
Atlanta, Georgia 30309
p 404.873.2300
www.perkinswill.com

TIPTON ASSOCIATES

BP3 - PCO # 135

FS209

PCO 135

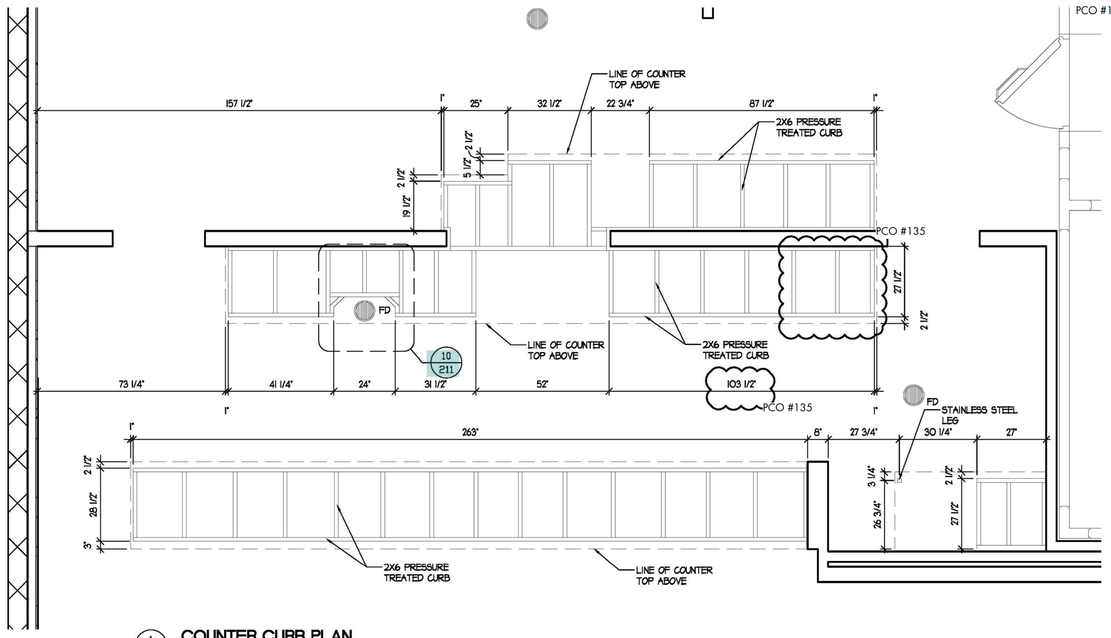

1/210 COUNTER CURB PLAN
SCALE: 1/2"=1'-0"

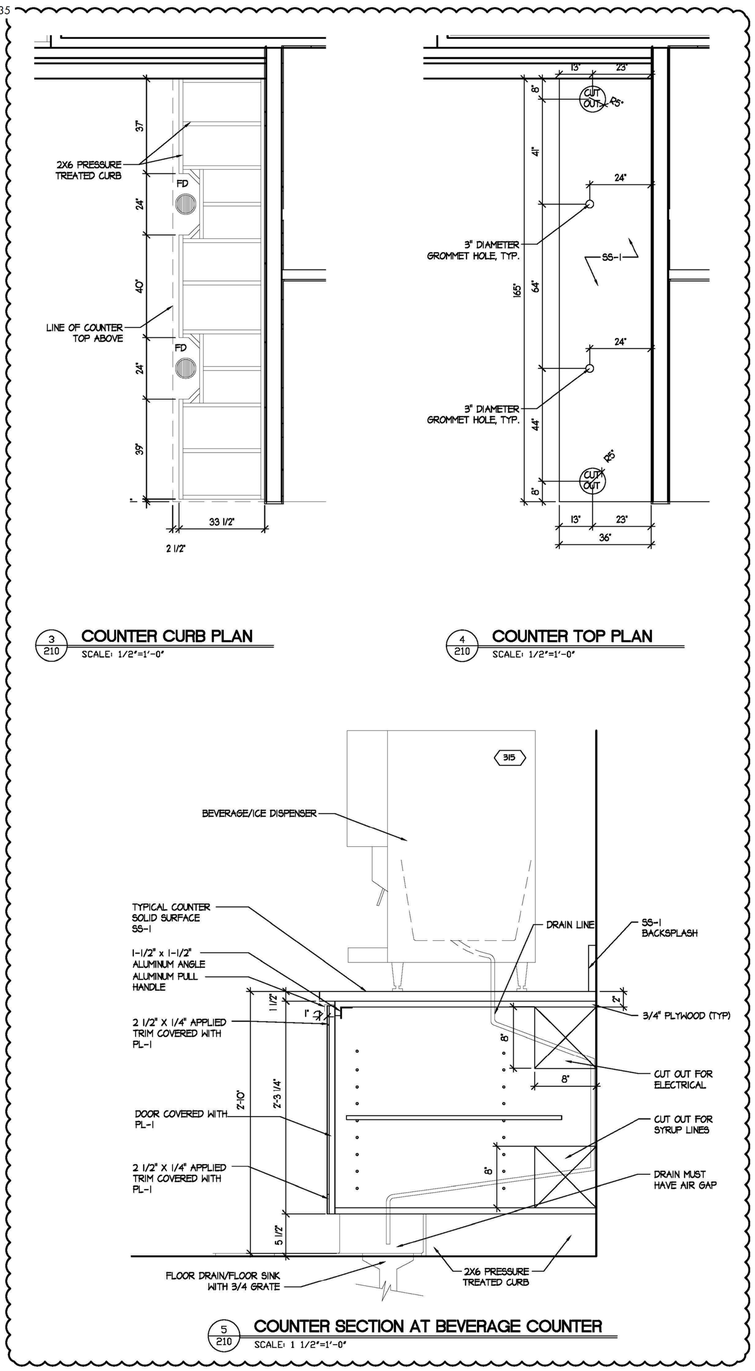

3/210 COUNTER CURB PLAN
SCALE: 1/2"=1'-0"

4/210 COUNTER TOP PLAN
SCALE: 1/2"=1'-0"

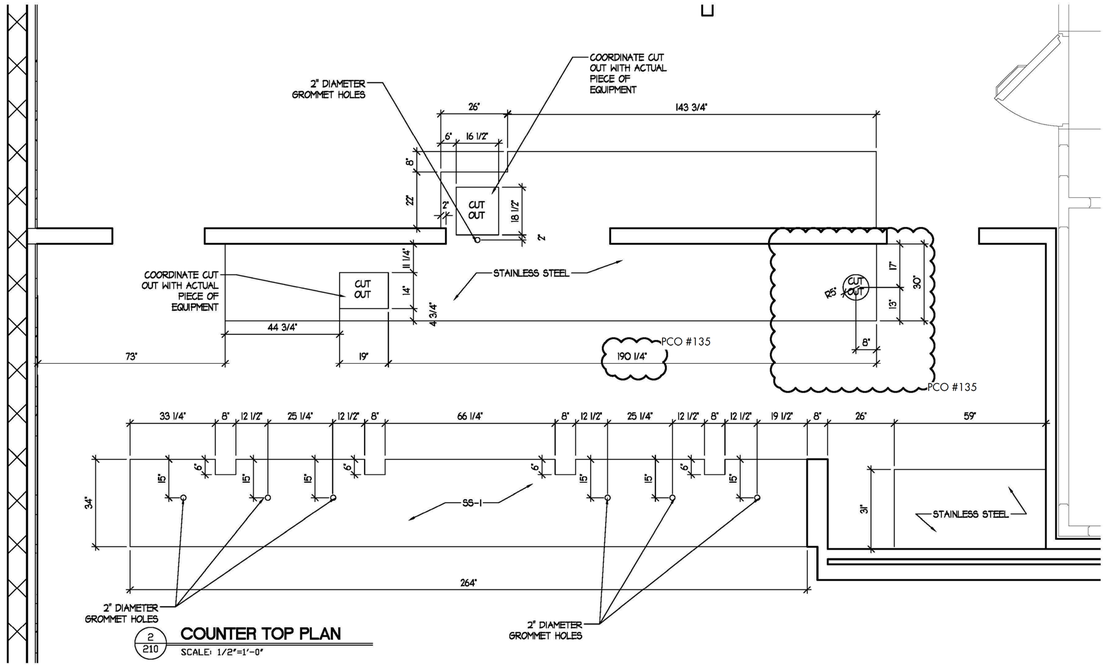

2/210 COUNTER TOP PLAN
SCALE: 1/2"=1'-0"

5/210 COUNTER SECTION AT BEVERAGE COUNTER
SCALE: 1 1/2"=1'-0"

RELEASED FOR CONSTRUCTION

UK - STUDENT CENTER RENOVATION AND EXPANSION - BP#3

Lexington, Kentucky

COUNTER CURB & COUNTER TOP PLANS

Job Number: 0990.01 AUG 2016 Drawn By: CFA Checked By: DZ Revision: 5

This Drawing and the Design shown thereon are the property of Omni Architects. The reproduction, copying or other use of this Drawing or Design without the written consent of Omni Architects is prohibited.

Omni ARCHITECTS
212 North Upper Street
Lexington, Kentucky 40507-1001
p 859.252.6664
www.omniarchitects.com

PERKINS + WILL
1315 Peachtree Street
Atlanta, Georgia 30309
p 404.873.2300
www.perkinswill.com

TIPTON ASSOCIATES

RECORD DOCUMENTS - JANUARY 2019

These Record Documents have been prepared based on information provided by others. The Consultant has not verified the accuracy and/or completeness of this information and shall not be responsible for any errors or omissions that may be incorporated as a result of erroneous information provided by others.

BP3 - PCO # 135

FS210

PCO 135

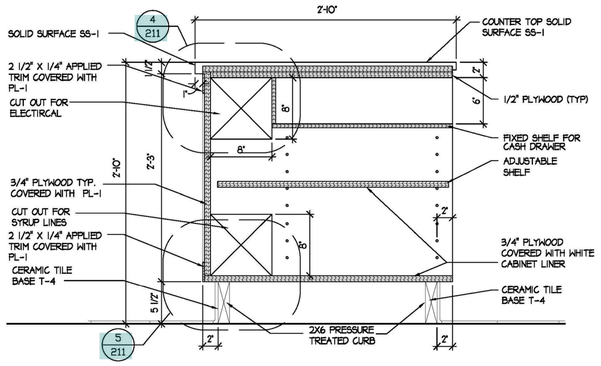

1/211 COUNTER SECTION
SCALE: 1 1/2"=1'-0"

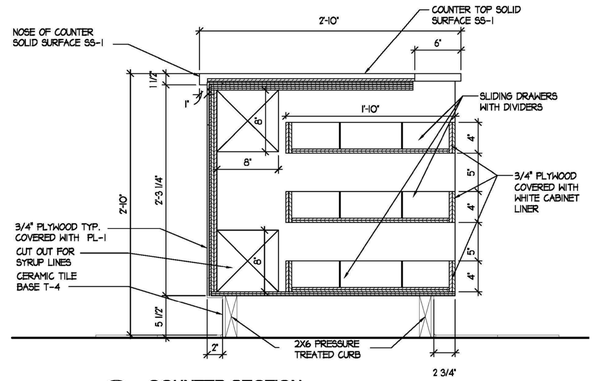

2/211 COUNTER SECTION
SCALE: 1 1/2"=1'-0"

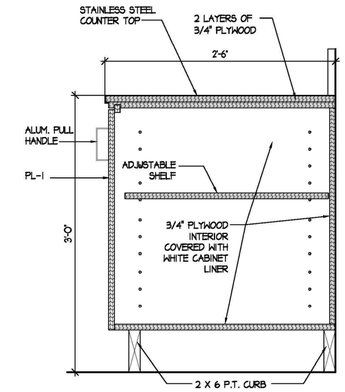

3/211 COUNTER DETAIL AT ICE CREAM
SCALE: 1 1/2"=1'-0"

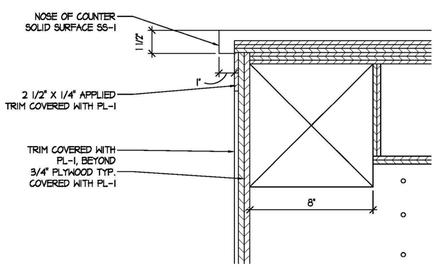

4/211 DETAIL
SCALE: 3"=1'-0"

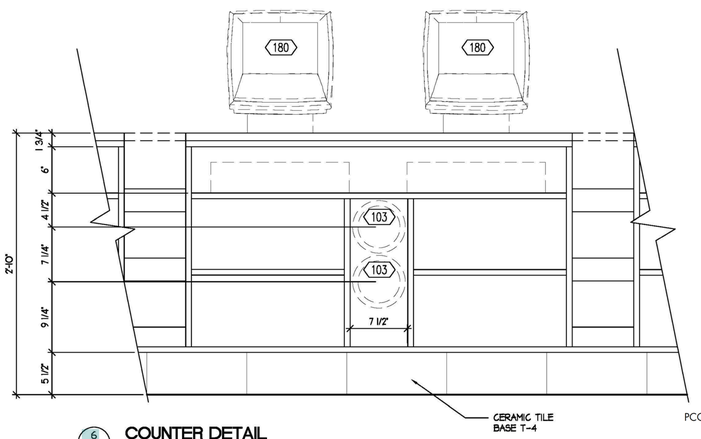

6/211 COUNTER DETAIL
SCALE: 1 1/2"=1'-0"

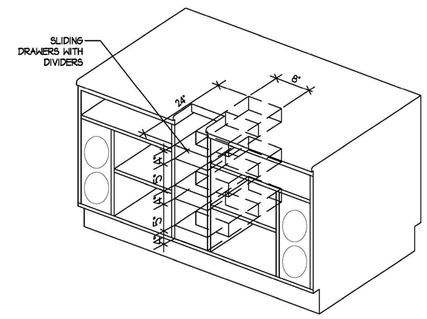

7/211 DETAIL AT COUNTER
SCALE: NTS

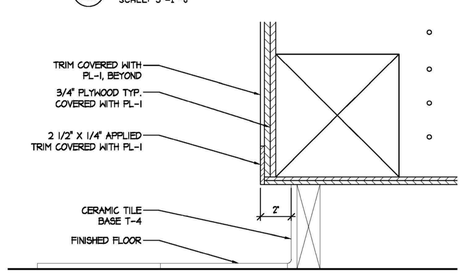

5/211 DETAIL
SCALE: 3"=1'-0"

PCO #135

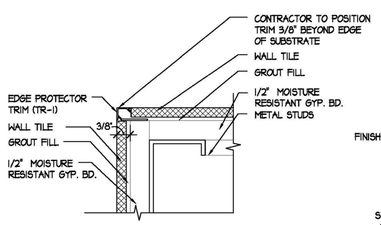

8/211 EDGE TRIM DETAIL
SCALE: 6"=1'-0"

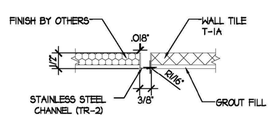

9/211 EDGE TRIM DETAIL
SCALE: 6"=1'-0"

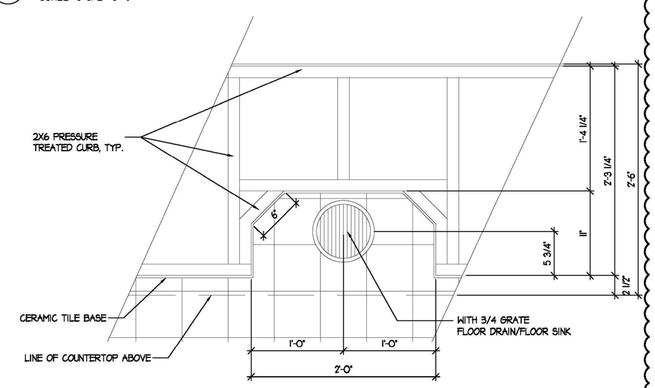

10/211 DRAIN PLACEMENT DETAIL
SCALE: 1 1/2"=1'-0"

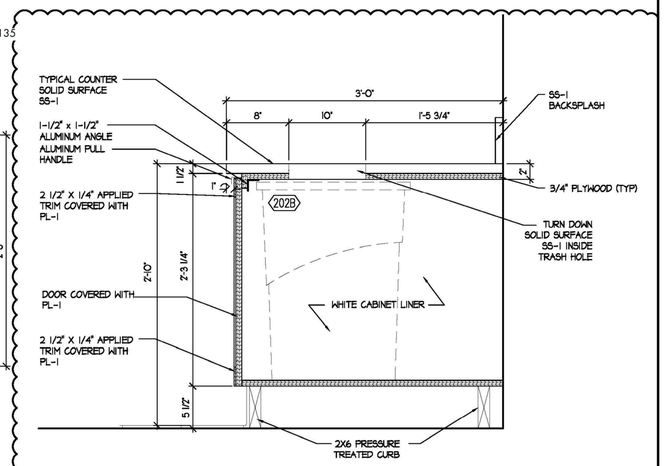

11/211 COUNTER SECTION • TRASH
SCALE: 1 1/2"=1'-0"

RELEASED FOR CONSTRUCTION

Lexington, Kentucky

UK - STUDENT CENTER RENOVATION AND EXPANSION - BP#3

DETAILS

Job Number: 0990.01 AUG 2016 | Drawn By: CFA | Checked By: DZ | Revision: 5

This Drawing and the Design shown thereon are the property of Omni Architects. The reproduction, copying or other use of this Drawing or Design without the written consent of Omni Architects is prohibited.

DARRIN BADON REGISTERED ARCHITECT COMMONWEALTH OF KENTUCKY

TIPTON ASSOCIATES

PERKINS + WILL
1315 Peachtree Street
Atlanta, Georgia 30309
p.404.873.2300
www.perkinswill.com

Omni ARCHITECTS
212 North Upper Street
Lexington, Kentucky 40507-1001
p.859.252.0604
www.omniarchitects.com

TIPTON ASSOCIATES

RECORD DOCUMENTS - JANUARY 2019

These Record Documents have been prepared based on information provided by others. The Consultant has not verified the accuracy and/or completeness of this information and shall not be responsible for any errors or omissions that may be incorporated as a result of erroneous information provided by others.

BP3 - PCO # 135

FS211

PCO 135

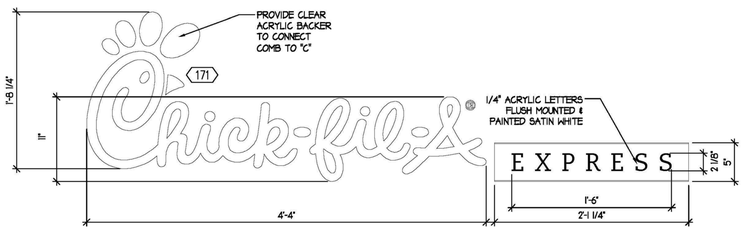

1/212 SIGNAGE DETAIL
SCALE: 1 1/2"=1'-0"

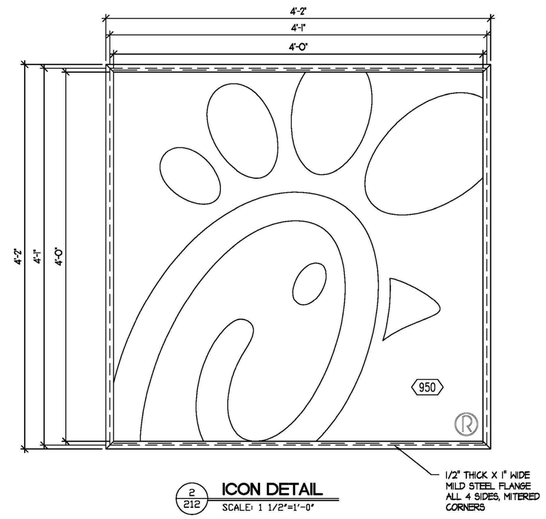

2/212 ICON DETAIL
SCALE: 1 1/2"=1'-0"

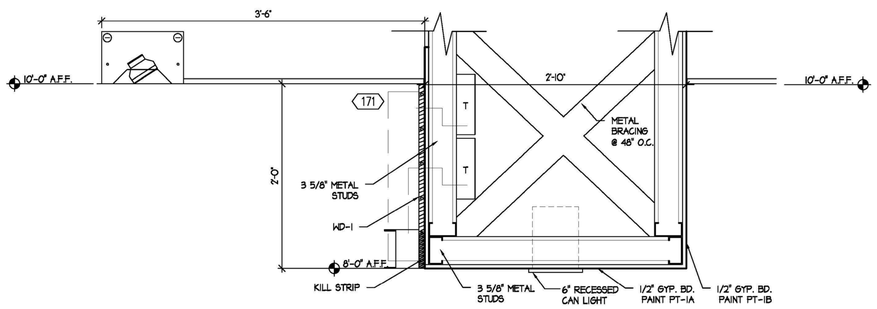

3/212 SIGNAGE SECTION
SCALE: 1 1/2"=1'-0"

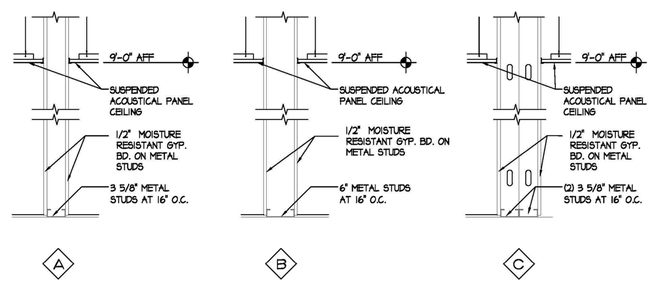

4/212 WALL TYPES
SCALE: NO SCALE

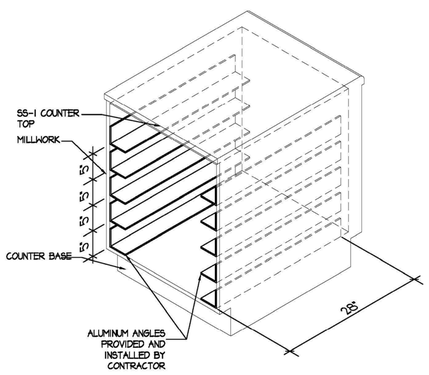

5/212 DETAIL AT BREAD RACK
SCALE: NTS

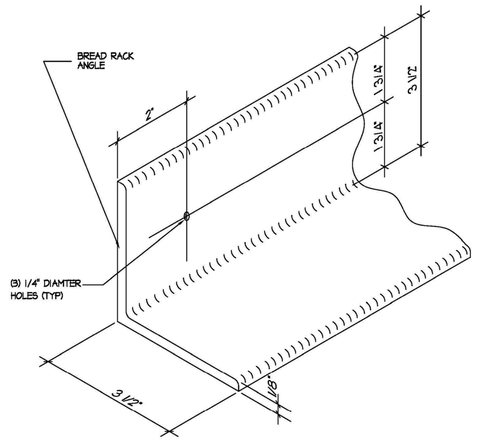

6/212 DETAIL AT BREAD RACK ANGLES
SCALE: NTS

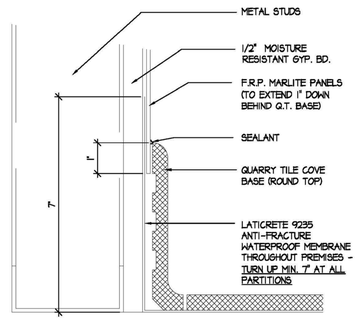

7/212 DETAIL AT F.R.P. MARLITE/Q.T. BASE
SCALE: 3"=1'-0"

RELEASED FOR CONSTRUCTION

See ASI 259
Chic fila Dims and Soffit

RECORD DOCUMENTS - JANUARY 2019

These Record Documents have been prepared based on information provided by others. The Consultant has not verified the accuracy and/or completeness of this information and shall not be responsible for any errors or omissions that may be incorporated as a result of erroneous information provided by others.

TIPTON ASSOCIATES

BP3 - PCO # 135

FS212

UK - STUDENT CENTER RENOVATION AND EXPANSION - BP#3

Lexington, Kentucky

DETAILS

Job Number: 0990.01 AUG 2016 | Drawn By: CFA | Checked By: DZ | Revision: 5

This Drawing and the Design shown thereon are the property of Omni Architects. The reproduction, copying or other use of this Drawing or Design without the express consent of Omni Architects is prohibited.

Omni ARCHITECTS
212 North Upper Street
Lexington, Kentucky 40507-1001
p.859.252.6604
www.omniarchitects.com

PERKINS + WILL
1315 Peachtree Street
Atlanta, Georgia 30309
p.404.873.2300
www.perkinswill.com

TIPTON ASSOCIATES

PCO 135

THE FOLLOWING NOZZLE POSITIONING AND COVERAGE LIMITATIONS MUST BE FOLLOWED:

SINGLE IN NOZZLE PROTECTION FOR GARLAND CXBE12 GRILL. PCO #135

NOTE: THIS PROTECTION APPLIES TO THE RIGHT OR LEFT SIDE OF THE GRILL. PCO #135

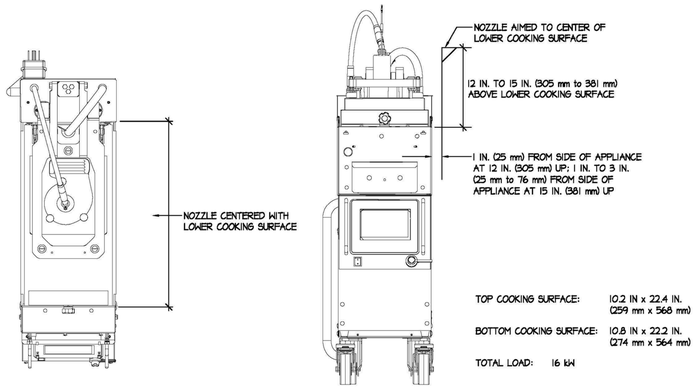

TOP COOKING SURFACE: 10.2 IN x 22.4 IN. (259 mm x 568 mm)

BOTTOM COOKING SURFACE: 10.8 IN x 22.2 IN. (274 mm x 564 mm)

TOTAL LOAD: 16 kW

1/213 ANSUL DETAIL FOR GARLAND GRILL

SCALE: NOT TO SCALE

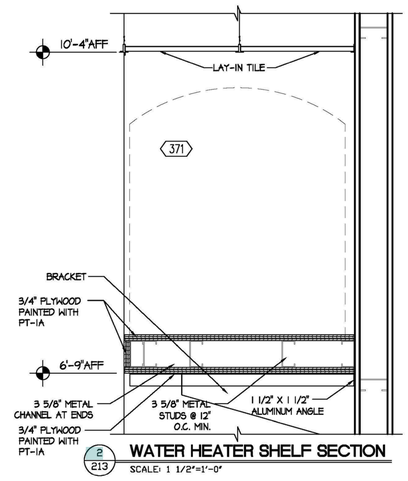

2/213 WATER HEATER SHELF SECTION

SCALE: 1 1/2"=1'-0"

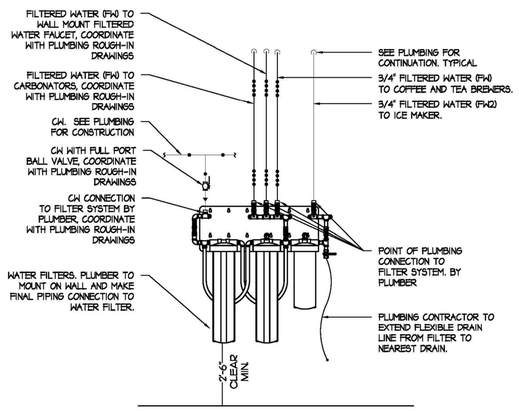

3/213 PIPING AT WATER FILTER

SCALE: NOT TO SCALE

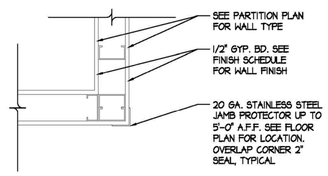

4/213 CORNER GUARD DETAIL

SCALE: 1 1/2"=1'-0"

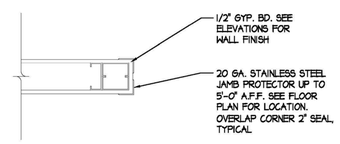

5/213 CORNER GUARD DETAIL

SCALE: 1 1/2"=1'-0"

RELEASED FOR CONSTRUCTION

TIPTON ASSOCIATES

RECORD DOCUMENTS - JANUARY 2019

These Record Documents have been prepared based on information provided by others. The Consultant has not verified the accuracy and/or completeness of this information and shall not be responsible for any errors or omissions that may be incorporated as a result of erroneous information provided by others.

UK - STUDENT CENTER RENOVATION AND EXPANSION - BP#3

Lexington, Kentucky

DETAILS

Job Number: 0990.01 AUG 2016 | Drawn By: CFA | Checked By: DZ | Revision: 5

This Drawing and the Design shown thereon are the property of Omni Architects. The reproduction, copying or other use of this Drawing or Design without the written consent of Omni Architects is prohibited.

Omni ARCHITECTS
212 North Upper Street
Lexington, Kentucky 40507-1001
p 859.252.6664
www.omniarchitects.com

PERKINS + WILL
1315 Peachtree Street
Atlanta, Georgia 30309
p 404.873.2300
www.perkinswill.com

TIPTON ASSOCIATES

BP3 - PCO # 135

FS213

PCO 135

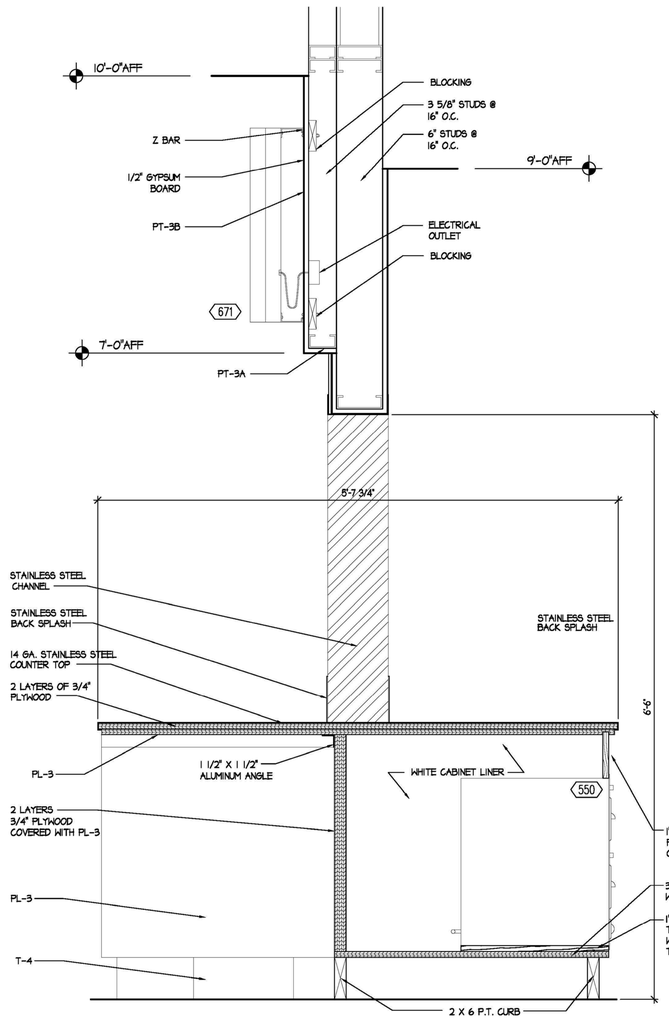

1 / 214 SECTION AT PASS THRU AT WARMING DRAWERS

SCALE: 1 1/2"=1'-0"

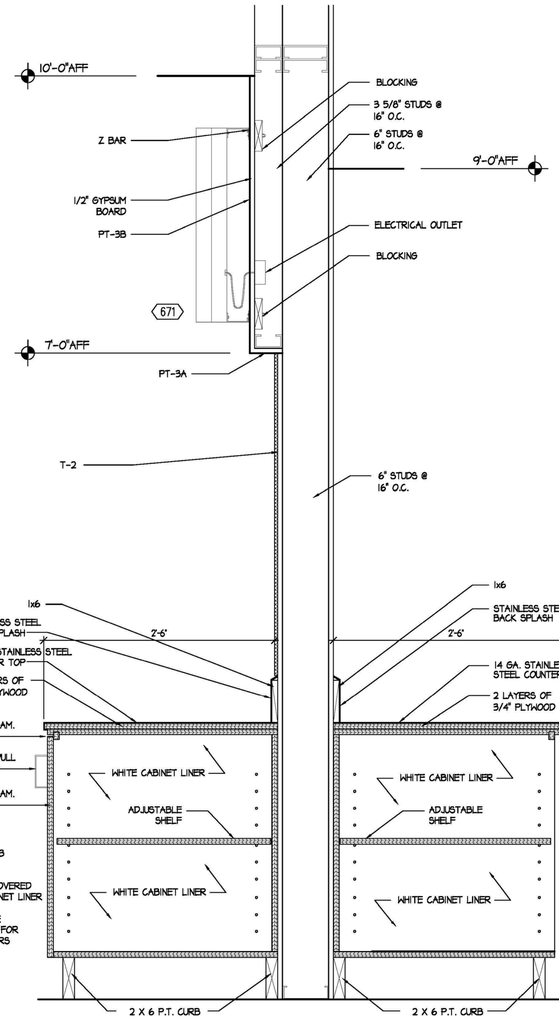

2 / 214 COUNTER SECTION AT PASS THRU

SCALE: 1 1/2"=1'-0"

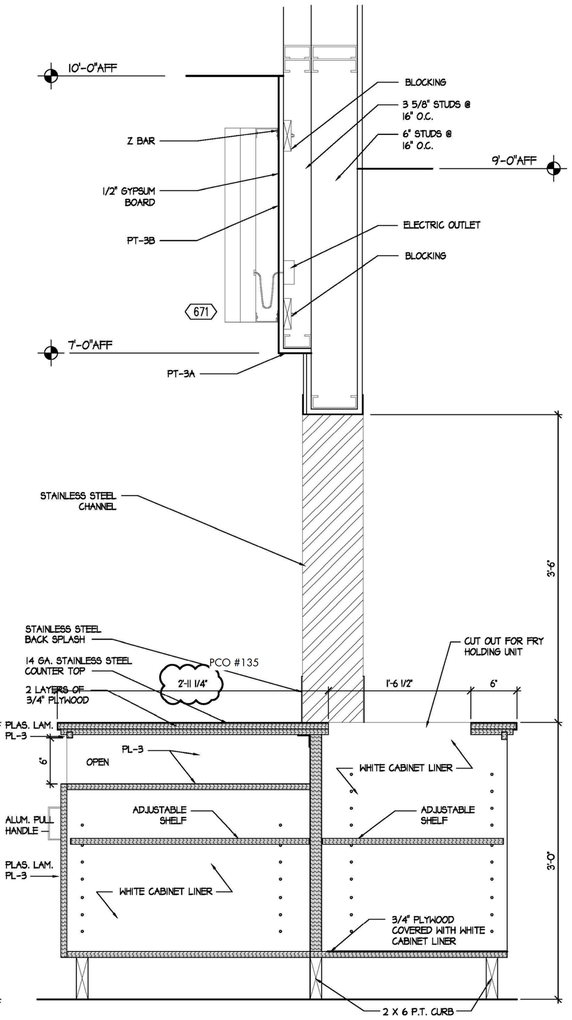

3 / 214 COUNTER SECTION AT PASS THRU

SCALE: 1 1/2"=1'-0"

RELEASED FOR CONSTRUCTION

RECORD DOCUMENTS - JANUARY 2019

These Record Documents have been prepared based on information provided by others. The Consultant has not verified the accuracy and/or completeness of this information and shall not be responsible for any errors or omissions that may be incorporated as a result of erroneous information provided by others.

TIPTON ASSOCIATES

UK - STUDENT CENTER RENOVATION AND EXPANSION - BP#3

Lexington, Kentucky

SECTIONS

Job Number: 0990.01 AUG 2016 | Drawn By: CFA | Checked By: DZ | Revision: 5

This Drawing and the Design shown thereon are the property of Omni Architects. The reproduction, copying or other use of this Drawing or Design without the express consent of Omni Architects is prohibited.

DARRIN BADON REGISTERED ARCHITECT COMMONWEALTH OF KENTUCKY

TIPTON ASSOCIATES

1315 Peachtree Street
Atlanta, Georgia 30309
p 404.873.2300
www.perkinswill.com

PERKINS + WILL

212 North Upper Street
Lexington, Kentucky 40507-1001
p 859.252.6664
www.omniarchitects.com

Omni ARCHITECTS

BP3 - PCO # 135

FS214

DOOR TYPES

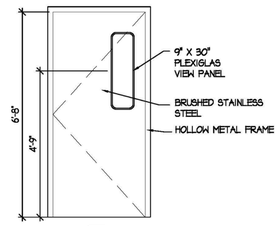

1
FLUSH/DOUBLE ACTING DOOR
ELIASON MODEL SCF-3
W/ VIEW PANEL

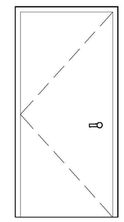

2
FLUSH

DOOR SCHEDULE

DOOR						FRAME			
#	SIZE	TYPE	MATERIAL	FINISH	HWD	MATERIAL	SIZE	FINISH	REMARKS
101	3'-0" X 6'-8"	1	ELIASON	BRUSHED STAINLESS STEEL	SET #1	STAINLESS STEEL	4 1/2" INSIDE DIMENSION		
102	3'-0" X 6'-8"	1	ELIASON	BRUSHED STAINLESS STEEL	SET #1	STAINLESS STEEL	4 1/2" INSIDE DIMENSION		
103	3'-0" X 6'-8"	2	SC. WOOD	PAINT PT-1C	SET #2	HOLLOW METAL	4 1/2"	PT-1C	

PCO #135

HARDWARE SCHEDULE

SET	QTY.	ITEM	MANUFACTURER	MODEL NUMBER	REMARKS
1	1	FLOOR STOP	BUILDERS BRASSWORKS	FI21 X US26D	
2	1 1/2	HINGES (PAIR)	MCKENNEY MFG.	TA2714 X 4 1/2 X US26D	
	1	LOCKSET	SARGENT	28-10G05 X LL X US26D	
	1	DOOR CLOSER	LCN CLOSERS	4111 EDA X ALUM X TB X LH	
	2	ARMOR PLATE	BUILDERS BRASSWORKS	37" X 1/8" X 34" XUS32D	
	1	KICKDOWN HOLDER	BUILDERS BRASSWORKS	871 X US26D	
	3	SILENCERS	BUILDERS BRASSWORKS	W07	
	1	FLOOR STOP	BUILDERS BRASSWORKS	FI21 X US26D	

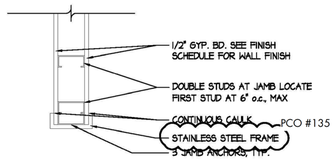

PCO #135

1/215 **INTERIOR DOOR JAMB**
SCALE: 1 1/2"=1'-0"

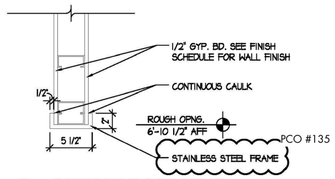

PCO #135

2/215 **INTERIOR DOOR HEAD**
SCALE: 1 1/2"=1'-0"

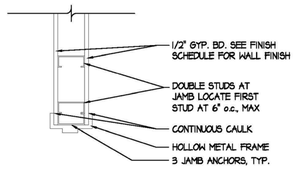

3/215 **INTERIOR DOOR JAMB**
SCALE: 1 1/2"=1'-0"

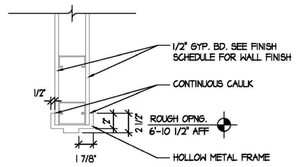

4/215 **INTERIOR DOOR HEAD**
SCALE: 1 1/2"=1'-0"

PRODUCT VENDOR LIST

NOTE: ALL PRODUCTS/VENDORS MAY NOT BE USED, VERIFY PRODUCTS AND QUANTITIES PRIOR TO CONTACTING VENDORS

PRODUCT(S)	VENDOR CONTACT	PRODUCT(S)	VENDOR CONTACT	PRODUCT(S)	VENDOR CONTACT
T-1A Subway Wall Tile T-1E Subway Bullnose (4" Side) T-2 Stainless Steel Wall Tile T-3 Porcelain Tile T-4 Porcelain Tile Cove Base T-6 Red Penny Tile KT-1A Kitchen Tile KIT-1B Kitchen Tile Cove Base	CREATIVE MATERIALS CORPORATION TEL: (800) 207-2967 - EXT. 2445 Jessica Sheldon or Dianne DeSantis chicktile@creativematerialscorp.com	F - Egg lights - Mayda Lighting - 149582 K2 - Directional lighting - M5302-WH/T5621/HB-28 D1 - Can Lights - Lithonia Real 6CD6/M4/1000L/30K/9S6C-L7 XLED/T24 V - Gooseneck Lights - Visual Comfort - SL2923BZ	ACCUSERV TEL: (502) 961-0096 Bob Harpring bharpring@accu-serv.com Spencer Holden sholden@accu-serv.com	Item 171 Chick-fil-A Script sign Express bar sign	MANUFACTURED BY: CLAYTON SIGNS TEL: (404) 361-3800 (866) 579-1330 Sam Fleet samfleet@claytonsigns.com •MUST BE ORDERED THROUGH TRIMARK STRATEGIC: Amanda Matthews (866) 324-4253 EXT. 3697
WD-1 White Oak Boards	SKYLAR MORGAN FURNITURE & DESIGN TEL: (404) 274-0616 Laura Pittman laura@smf-d.com Stephanie Aron Morgan stephanie@smf-d.com	WD-3 Wainscoting SS-1 Solid Surface PL-1 Plastic Laminate	CLAYTON FIXTURE TEL: (404) 363-1665 Vince Jones vince.jones@claytonfixture.com	Item 950 Brand Icon sign Interior messaging sign frames Miscellaneous furniture	CHARTER HOUSE INNOVATIONS (CHI) TEL: (616) 796-1020 Chick-fil-A cfa@charter-house.com Susan Impellizzeri susan.impellizzeri@charter-house.com

RELEASED FOR CONSTRUCTION

PCO 135

TIPTON ASSOCIATES

RECORD DOCUMENTS - JANUARY 2019

These Record Documents have been prepared based on information provided by others. The Consultant has not verified the accuracy and/or completeness of this information and shall not be responsible for any errors or omissions that may be incorporated as a result of erroneous information provided by others.

UK - STUDENT CENTER RENOVATION AND EXPANSION - BP#3

Lexington, Kentucky

DOOR SCHEDULE, DETAILS & PRODUCT VENDOR LIST

Job Number: 0990.01 AUG 2016 Drawn By: CFA Checked By: DZ Revision: 5

This Drawing and the Design shown thereon are the property of Omni Architects. The reproduction, copying or other use of this Drawing or Design without the written consent of Omni Architects is prohibited.

TIPTON ASSOCIATES

PERKINS + WILL
1315 Peachtree Street
Atlanta, Georgia 30309
p 404.873.2300
www.perkinswill.com

Omni ARCHITECTS
212 North Upper Street
Lexington, Kentucky 40507-1001
p 859.252.6664
www.omniarchitects.com

BP3 - PCO # 135

FS215

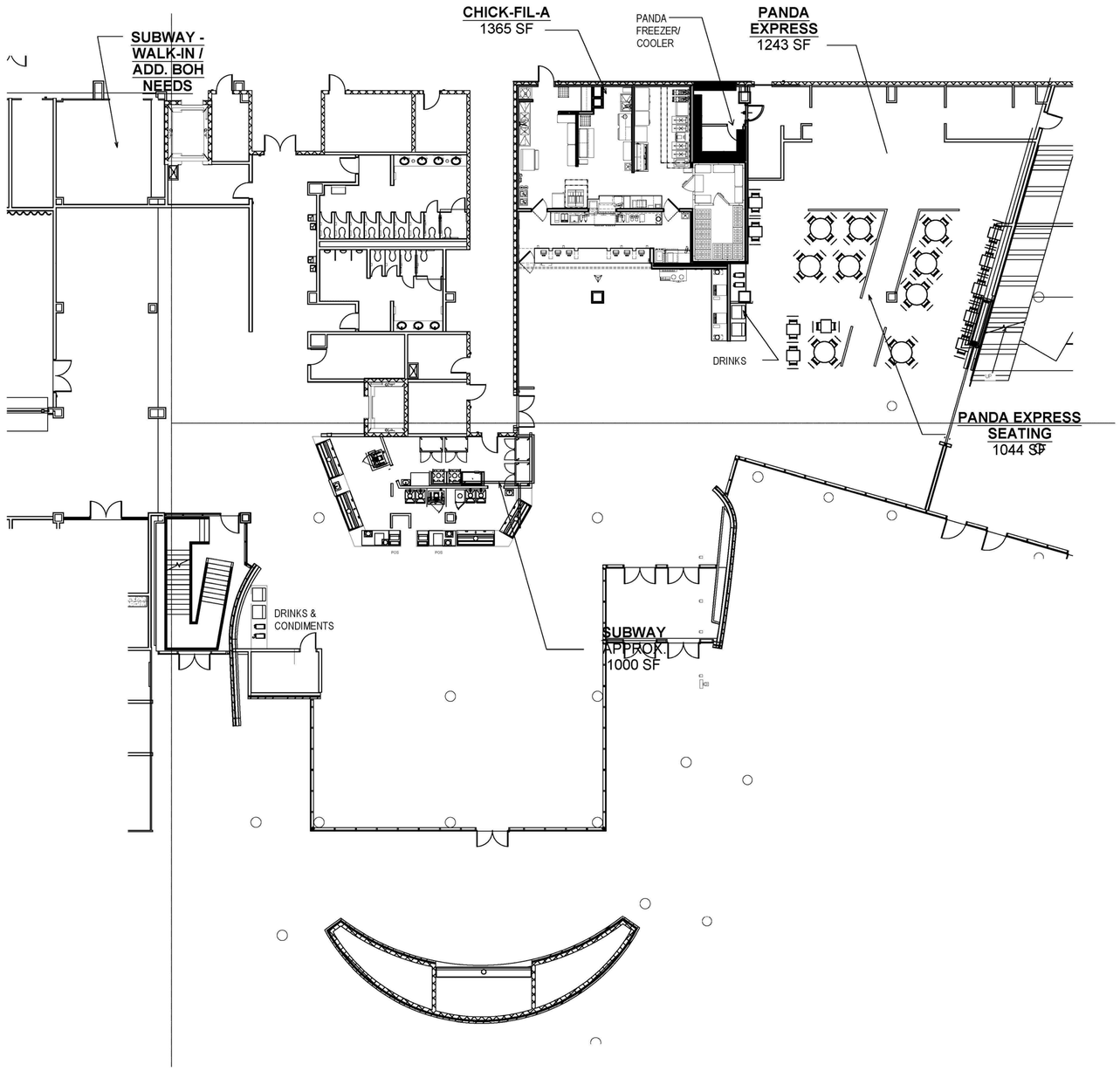

1 / 216 OVERALL PLAN
SCALE: NOT TO SCALE

RELEASED FOR CONSTRUCTION

RECORD DOCUMENTS - JANUARY 2019

These Record Documents have been prepared based on information provided by others. The Consultant has not verified the accuracy and/or completeness of this information and shall not be responsible for any errors or omissions that may be incorporated as a result of erroneous information provided by others.

TIPTON ASSOCIATES

UK - STUDENT CENTER RENOVATION AND EXPANSION - BP#3

Lexington, Kentucky

OVERALL PLAN

Job Number: 0990.01 AUG 2016 Drawn By: CFA Checked By: DZ Revision: 5

This Drawing and the Design shown thereon are the property of Omni Architects. The reproduction, copying or other use of this Drawing or Design without the written consent of Omni Architects is prohibited.

DARRIN BADON REGISTERED ARCHITECT COMMONWEALTH OF KENTUCKY

TIPTON ASSOCIATES

1315 Peachtree Street
Atlanta, Georgia 30309
p.404.873.2300
www.perkinswill.com

PERKINS + WILL

212 North Upper Street
Lexington, Kentucky 40507-1001
p.859.252.6664
www.omniarchitects.com

Omni ARCHITECTS

BP3 - PCO # 135

FS216

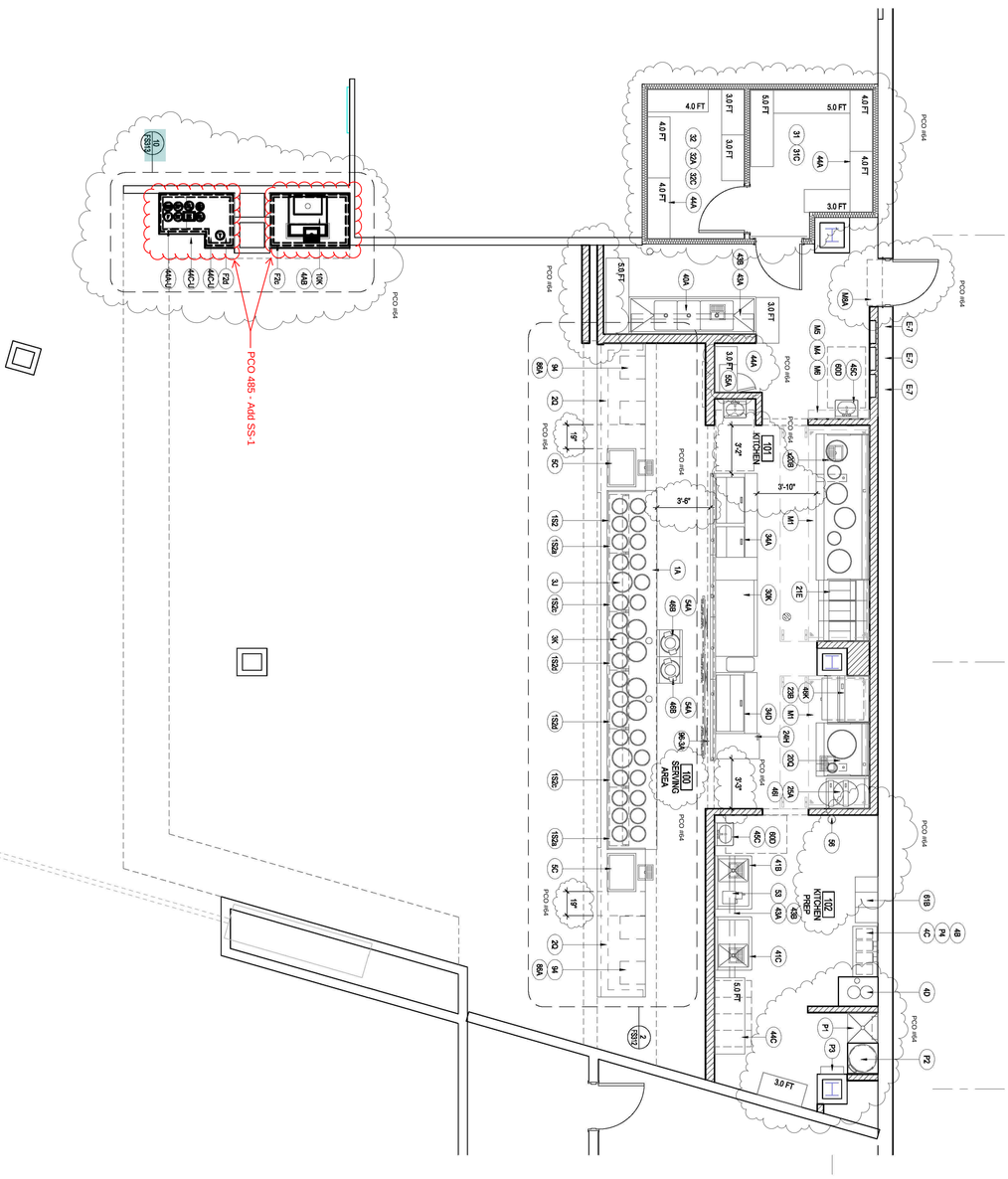

KITCHEN PLAN 1

Scale: 1/4" = 1'-0" FS300.1

RECORD DOCUMENTS - JANUARY 2019

These Record Documents have been prepared based on information provided by others. The Consultant has not verified the accuracy and/or completeness of this information and shall not be responsible for any errors or omissions that may be incorporated as a result of erroneous information provided by others.

TIPTON ASSOCIATES

FS300.1

BP3- PCO #064

UK - STUDENT CENTER RENOVATION AND EXPANSION - BP#3

Lexington, Kentucky

KITCHEN PLAN

Job Number: 0990.01 MARCH 2016 Drawn By: BYH Checked By: DZ Revision: PCO #064

Omni ARCHITECTS
212 North Upper Street
Lexington, Kentucky 40507-1001
p 859.252.6664
www.omniarchitects.com

PERKINS + WILL
1315 Peachtree Street
Atlanta, Georgia 30309
p 404.873.2300
www.perkinswill.com

TIPTON ASSOCIATES

This Drawing and the Design shown thereon are the property of Omni Architects. The reproduction, copying or other use of this Drawing or Design without the written consent of Omni Architects is prohibited.

DARRIN BAUM REGISTERED ARCHITECT

ASI 244 - PE Equip Plan

RFI 365
Panda Express Equipment

EQUIPMENT SCHEDULE

PLUMBING	ELECTRICAL	DESCRIPTION	
FS INDIRECT CONNECTION TO FLOOR SINK	D DIRECT CONNECTION	PX PANDA EXPRESS, INC.	S SERVING AREA
D DIRECT CONNECTION	C CONVIENENCE OUTLET	GC GENERAL CONTRACTOR	K KITCHEN
RIH ROUGH IN HEIGHT (TO CENTER OF CONNECTION)	FSO FLOOR STUB OUT	L LICENSEE	(E) EXISTING
	DC DROPPED CORD	KEC KITCHEN EQUIPMENT COMPANY	

SUPPLY BY	INSTALL BY	GAS			WASTE		COLD WATER		HOT WATER		CONNECTION		LOAD	PHASE	H.P.	VOLTS	REMARKS	DIMENSIONS	MANUFACTURER	MODEL #	EQUIPMENT	NO.
		K BTU	R.I.H.	SIZE	R.I.H.	SIZE	R.I.H.	SIZE	R.I.H.	SIZE	R.I.H.	TYPE	WATT					W x D x H (Ø x H)				
SERVING AREA EQUIPMENT																						
PXV	GC																SEE DETAIL	SEE PLAN	KEC	CUSTOM	HOT WELLS COUNTER, SERVICE	1A
PX	GC										24"	D	15A	1		120	SEE DETAIL	SEE PLAN	KEC	CUSTOM	CASHIER & BEVERAGE. COUNTER	2Q
PX	GC																		SEE PLAN	GRE RICHWOOD	BEVERAGE STATION COUNTER	F2c
																			SEE PLAN	GRE RICHWOOD	BEVERAGE COUNTER	F2d
PX	GC										13"	C	650W	1		120	**INDUCTION DRY WELL**	16.02" x 7.56"	COOKTEK	IDW650L	INDUCTION WELL - 17QT	3J
PX	GC										13"	C	650W	1		120	**INDUCTION DRY WELL**	12.52" x 6.37"	COOKTEK	IDW650S	INDUCTION WELL - 11QT	3K
PX	GC																SEE DETAIL	SEE PLAN	KEC	CUSTOM	SNEEZE GUARD	1S2
PXV	GC										13"	D	840W	1		120	**3 HEATING ELEMENTS**	**43.06" x 5.25" x 3.03"**	KEC	1-S2-S4E	43" RADIANT TOP HEATER (2)	1S2a
PXV	GC										13"	D	**1100W**	1		120	**3 HEATING ELEMENTS**	**43.06" x 5.25 x 3.03"**	KEC	CUSTOM	43" RADIANT TOP HEATER (2)	1S2c
PXV	GC										13"	D	**1100W**	1		120	**3 HEATING ELEMENTS**	**43.06" x 5.25 x 3.03"**	KEC	CUSTOM	43" RADIANT TOP HEATER (2)	1S2d
L	GC				FS	¾"					24"	C	9.3A	1		120	**WITH LID DISPENSER**	30" x 30" x 35"	CORNELIUS	IDC-255	BEVERAGE DISPENSER	4AB
L	GC										96"	C	7.2A	11		120	ON S/S SHELF	15" x 11" x 16"	CORNELIUS		BOOSTER	4B
L	GC																	40" x 18"	CORNELIUS		SODA RACK	4C
L	GC																ON 6" CURB	20" Ø	NuCO2		CO2 TANK	4D
PX	GC																	24" x 24" x 32"	KEC	CUSTOM	COLD PAN	5C
L	GC						96"	½"									WALL MOUNT	8" x 2 ¾" x 23 ⅝"	**3M WATER FILTRATION**	BEV190-56164-01	WATER FILTER	P4
PX	GC										24"	C	14.8A	1		120	NEMA 5 PLUG	11" x 22" x 34"	BUNN	TB3	ICED TEA BREWER	9D
L	GC				FS	½"	84"	½"			84"	C	1.1A	1		120	---	22" x 14" x 26.5"	MANITOWOC	IY-0854A	800 LBS. ICE MACHINE	10K
KITCHEN EQUIPMENT																						
PX	GC	450	10"	1½"	FS	2"	10"	½"									SEE DETAIL	109" x 42"	KEC	CUSTOM	109" CHINESE RANGE	x20B
PX	GC	190	10"	¾"	FS	2"	10"	½"									SEE DETAIL	42" x 42"	KEC	CUSTOM	42" CHINESE RANGE	20Q
PX	GC	**122 EA**	14"	1"							24"	C	-	1		120		47" x 31½" x 51⅝"	FRYMASTER	MJ45-FPP345G	FRYER	21E
PX	GC	GRILL & NEMA PLUG / CONNECTOR									36"	DC	25A	3		208V		24" x 27⅞" x 15½"	STAR	24"	STAR ELECTRICAL GRILL	23B
PX	GC										24"	C	14.8A	1		120	NEMA 5 PLUG	19.9" x 27.1" x 43.5"	WINSTON	HA4005	RICE HOLDING CABINET	24H
PX	GC	34.6	**10" & 30"**	3/4"														19" Ø x 17"	RINNAI	RER-55AS	RICE COOKER	25A
L	GC	SEE PANDA PROVIDED CUT SHEETS AND STANDARDS																SEE PLAN	GRE	CUSTOM	WALK-IN COOLER UNIT	x31
L	GC																	SEE PLAN	GRE	CUSTOM	WALK-IN COOLER COND.	x31C
L	GC																	SEE PLAN	GRE	CUSTOM	W.I.F LTG, DOOR HEATER	x32A
L	GC																	SEE PLAN	GRE	CUSTOM	WALK-IN FREEZER	x32
L	GC																	SEE PLAN	GRE	CUSTOM	WALK-IN FREEZER COND.	x32C
L	GC																	SEE PLAN	GRE	CUSTOM	W.I.F. LTG, DOOR HEATER	x32A
PX	GC										24"	C	12A	1	1/2	120	SELF CONTAINED	84" x 33" x 45"	RANDELL	9050K-7MP2-NSB	84"REF. PREP. TABLE	34A
PX	GC															120	SELF CONTAINED	48" x 33" x 35"	RANDELL	9030K-7PANDA	48" REF. PREP. TABLE	34D
PX	GC				FS	2"	14"	¾"	14"	¾"								100" x 30"	KEC	CUSTOM-(PS-100L)	POT SINK	40A
PX	GC				FS	2"	14"	¾"	14"	¾"							1 COMPARTMENT	42" x 30"	KEC	CUSTOM-(VS-42)	42" VEGETABLE SINK (R)	41B
PX	GC				FS	2"	14"	¾"	14"	¾"							1 COMPARTMENT	42" x 30"	KEC	CUSTOM-(VS-42)	42"VEGETABLE SINK (L)	41C
PX	GC										18GA POLISHED (WALL MOUNTED @ +59" A.F.F.) X"L x 12"W							X"L x 12"W	KEC	CUSTOM (NSF)	12"D S.S. WALL MOUNTED SHELF	43A
PX	GC										18GA POLISHED (WALL MOUNTED @ +71" A.F.F) X"L x 16"W							X"L x 16"W	KEC	CUSTOM (NFS)	16"D S.S. WALL MOUNTED SHELF	43B
L	GC										4 SHELVES MOUNTED @ +8" A.F.F, +26" A.F.F., +54" A.F.F., +72" A.F.F.							SEE PLAN	GOLD BOND	ISS	18"D WIRE SHELVES	44A
L	GC										**UNDER CABINET SHELVES WITH CASTER MOUNTED @ +8" A.F.F., +20" A.F.F.**							SEE PLAN	GOLD BOND	ISS	SHORT 18"D WIRE SHELVES	44A-U
L	GC										4 SHEVES MOUNTED @ +36" A.F.F., +48" A.F.F., +60" A.F.F., +72" A.F.F							SEE PLAN	GOLD BOND	ISS	24"D WIRE SHELVES	44C
L	GC										UNDER CABINET SHELVES MOUNTED @ +8" A.F.F., +14" A.F.F.							SEE PLAN	GOLD BOND	ISS	SHORT 24"D WIRE-SHELVES	44C-U
PX	GC										50"	C	2.8A	1	⅓	120		12½" x 21"	PIPER	GSM-4	FOOD PROCESSOR	53
																		24" x 30" x 30"	KEC	CUSTOM	S.S. RICE COOKER STAND	46B
PX	GC																	24" x 30" x 30"	KEC	CUSTOM	S.S. RICE COOKER STAND	46A
PX	GC																	24 1/4"x33"x31"	KEC	CUSTOM	GRIDDLE STAND + RICE COOKER STAND	46I 46J
PX	GC																	36½" x 33" x 28"	KEC	CUSTOM	S.S. GRILL STAND	46K
SMALL EQUIPMENT																						
PX	GC										24"	C	105W	1		120	ON S.S. COUNTER	17" ø	WELBON	WRS-1088BS	RICE WARMER	54A
PX	GC										84"	DC	180W	1		208	PLUG: NEMA 6-15R	**17½" x 13⅝" x 22 9/16"**	SHARP	R-CD1800M	MICROWAVE	55A
PX	GC																AS REQUIRED BY LOCAL FIRE DEPT., CHECK LOCATION WITH PROJECT MANAGER				FIRE EXTINGUISHER	56
PX	GC																	15 3/4"x15"	GSW	HS-1615NPASS	HAND SINK-KNEE OP. VALVE	45C
L	GC																	SEE DETAIL	SAN-JAMAR	SANJT7000TBK	**PAPER TOWEL & SOAP DISPENESER**	60D
POS																						
L	GC										REF ELEV	C	100W	1		120	SEE DETAIL			CUSTOM	COMPUTER	83A
L	GC																	BY LICENSEE			POS PRINTERS	86A
L	GC										REF ELEV	C	50W	1		120					FAX	87
L	GC																	BY LICENSEE	RESNOS	S 460	CASH REGISTER SYSTEM	94
MEP EQUIPMENT																						
L	GC																SEE MECH. DWG.	SEE PLAN	CAPTIVE AIR	CUSTOM	EXHAUST HOOD	M1
L	GC																SEE MECH. DWG.	SEE PLAN	CAPTIVE AIR	CUSTOM	HOOD CONTROL PANEL	M4
L	GC																SEE MECH. DWG.	SEE PLAN	CAPTIVE AIR		FIRE SUPPRESSION SYSTEM	M5
L	GC																SEE MECH. & ELEC. DWGS.	SEE PLAN			RECESSED ANSUL PULL-BOX	M6
GC	GC					3"	36"	¾"	36"	¾"		D					FLOOR TYPE	24" x 24" x13"	**G.S.W - 800-897-5999**	SE2424FM	STAINLESS STEEL MOP SINK	P1
PX	GC										87"	C	50W	1		120	**SEE PLUMBING DWG.**	68½" x 22"	A.O. SMITH	BTX-100	GAS WATER HEATER	P2
PX	GC						108"	¾"	108"	¾"	110"	C	6.0W	1		208	**SEE PLUMBING DWG.**	18" Ø x 18¼"	A.O. SMITH	DEL-10	ELECTRIC WATER HEATER	P3
L	GC										48"	C	50W	1		120	SEE PLAN	15" x 13"	DELL (17" COLOR)		LCD MONITOR-MANAGER	94-2-16
GC	GC																SEE ELEC. DWG.				ELECTRICAL PANEL	E7
SIGNAGE																						
L	GC										REF ELEV	C	120W	1		120	**DEDICATED CIRCUIT**	42.16 x 26.57 x 9.72in	LG	47LS33A-5D	LED DISPLAY MONITOR	96-3A

PCO #64

RECORD DOCUMENTS - JANUARY 2019

These Record Documents have been prepared based on information provided by others. The Consultant has not verified the accuracy and/or completeness of this information and shall not be responsible for any errors or omissions that may be incorporated as a result of erroneous information provided by others.

TIPTON ASSOCIATES

UK - STUDENT CENTER RENOVATION AND EXPANSION - BP#3

Lexington, Kentucky

EQUIPMENT SCHEDULE

Job Number: 0990.01 MARCH 2016 Drawn By: BYH Checked By: DZ Revision: PCO #064

This Drawing and the Design shown thereon are the property of Omni Architects. The reproduction, copying or other use of this Drawing or Design without the written consent of Omni Architects is prohibited.

DARRIN BADON REGISTERED NO. 8175 COMMONWEALTH OF KENTUCKY ARCHITECT

Omni ARCHITECTS
212 North Upper Street
Lexington, Kentucky 40507-1001
p 859.252.6664
www.omniarchitects.com

PERKINS + WILL
1315 Peachtree Street
Atlanta, Georgia 30309
p 404.873.2300
www.perkinswill.com

BP3-PCO #064

FS300.2

PCO 064 - Panda Express

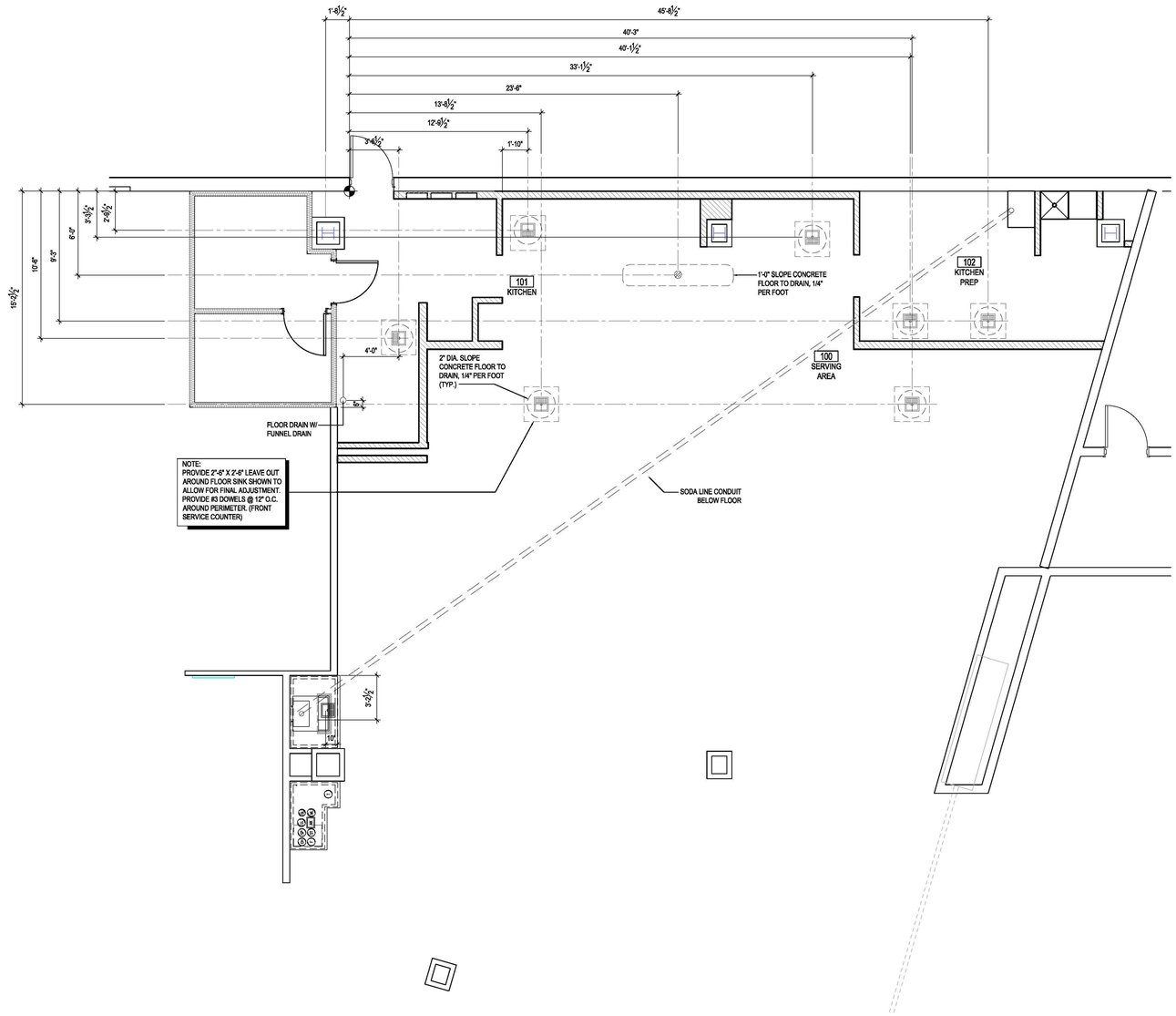

PLUMBING PLAN | 1

Scale= 1/4" = 1'-0" | FS301

UK - STUDENT CENTER RENOVATION AND EXPANSION - BP#3

Lexington, Kentucky

PLUMBING PLAN

Job Number: 0990.01 | MARCH 2016

Drawn By: BYH | Checked By: DZ | Revision: PCO #064

DARRIN BADON REGISTERED No. 8175 KENTUCKY ARCHITECT

This Drawing and the Design shown thereon are the property of Omni Architects. The reproduction, copying or other use of this Drawing or Design without the express consent of Omni Architects is prohibited.

TIPTON ASSOCIATES

PERKINS + WILL
1315 Peachtree Street
Atlanta, Georgia 30309
p 404.873.2300
www.perkinswill.com

Omni ARCHITECTS
212 North Upper Street
Lexington, Kentucky 40507-1001
p 859.252.6664
www.omniarchitects.com

TIPTON ASSOCIATES

RECORD DOCUMENTS - JANUARY 2019

These Record Documents have been prepared based on information provided by others. The Consultant has not verified the accuracy and/or completeness of this information and shall not be responsible for any errors or omissions that may be incorporated as a result of erroneous information provided by others.

BP3 - PCO #064

FS301

FINISH SCHEDULE — FOOD COURT

07-06-2013

ROOM NAME	FLOOR	BASE	WALL	CEILING
100 SERVING AREA	QT 6" X 6" CONT. QUARRY TILE QT1 IN HIGH TRAFFIC AREAS	QT2 6" X 6" CONT. 1/2" RAD. MIN (KITCHEN EQUIPMENT ON 6" NSF APPROVED LEGS)		C3 GYP BOARD W/ SMOOTH WASHABLE PAINT
101 KITCHEN	QT 6" X 6" CONT. QUARRY TILE QT1 IN HIGH TRAFFIC AREAS	QT2 6" X 6" CONT. 1/2" RAD. MIN (KITCHEN EQUIPMENT ON 6" NSF APPROVED LEGS)		C2 2' X 4' SUSPENDED GRID WASHABLE VINYL COATED GYP BOARD PANELS
102 KITCHEN PREP.	QT 6" X 6" CONT. QUARRY TILE QT1 IN HIGH TRAFFIC AREAS	QT2 6" X 6" CONT. 1/2" RAD. MIN (KITCHEN EQUIPMENT ON 6" NSF APPROVED LEGS)	WP1 FRP PANEL	C2 2' X 4' SUSPENDED GRID WASHABLE VINYL COATED GYP BOARD PANELS

WALL SCHEDULE

INSTALLED AND FURNISHED BY. G.C. UNLESS NOTED OTHERWISE

NO.	DESCRIPTION
WP1	NOT USED
WP2	REFER TO PERKINS @ WILL ENLARGED PLAN FOR PARTITION WALL TYPES AND TAG
WP3	REFER TO PERKINS @ WILL ENLARGED PLAN FOR PARTITION WALL TYPES AND TAG
WP4	REFER TO PERKINS @ WILL ENLARGED PLAN FOR PARTITION WALL TYPES AND TAG

WALL PANEL SCHEDULE

INSTALLED AND FURNISHED BY. G.C. UNLESS NOTED OTHERWISE

NO	MANUFACTURER	DESCRIPTION	MFG #	COLOR FINISH	REMARK
WP1	CRANE COMPOSITES INC.	F.R.P. THICKNESS: .075	LBCS.14	#636 (LIGHT GRAY), SM/SM	CONTACT: WADE WARFORD 425.290.3495.
WP2	-	S.S. PANEL (22 GA)	-	STRAIGHT BRUSHED FINISH	FURNISHED BY PX VENDOR, INSTALLED BY G.C.
WP3		S.S. PANEL (22 GA)	-	RIBBON FINISH	FURNISHED BY PX VENDOR, INSTALLED BY G.C.
W102	RED BAMBOO	PRINT WALL COVER	FERRARI COLOR	916 444 9500; INFO@FERRARICOLOR.COM	FURNISHED BY GC, INSTALLED BY G.C.
W103	FAMILY SEAL	HEAT DECAL	SCHULT	WHITE	CONTACT JEFFREY SCHULT 1 800 783 8998. EXT. 228 JSCHULT@SCHULT.COM

SPECIAL SURFACE SCHEDULE

INSTALLED AND FURNISHED BY. G.C. UNLESS NOTED OTHERWISE

NO	MANUFACTURER	PRODUCT	MFG#	STAIN/COLOR	FINISH	GROUT	REMARKS
SS1	COLOR QUARTZ	COMPOSIT SOLID SURFACE	CQ707	PALOMA WHITE	POLISHED	-	SERVICE COUNTER TOP
S-G	SCHLUTER SYSTEM	A FINISHING AND EDGE-PROTECTION PROFILE FOR THE OUTSIDE CORNERS OF TILED SURFACES	QUADEC-Q 100 AE	STAIN ANODIZED ALUMINUM	-	-	TILE CORNER TRANSITION & PROTECTOR AT BOH / FRP FINISH
S-G2	SCHLUTER SYSTEM	A FINISHING AND EDGE-PROTECTION PROFILE FOR THE OUTSIDE CORNERS OF TILED SURFACES	QUADEC-AB03	BRUSHED ANTIQUE BRONZE ANODIZED ALUM.	-	-	TILE CORNER TRANSITION & PROTECTOR AT CUSTOMER & SERVICE AREA / TILE

INTERIOR PAINT SCHEDULE

INSTALLED AND FURNISHED BY. G.C. UNLESS NOTED OTHERWISE

NO	MANUFACTURER	MFG #	COLOR	FINISH	REMARK
P-SA	SHERWIN-WILLIAMS	SW 7531	CANVAS TAN	PROMAR 200, ZERO VOC, LATEX EGG-GLOSS	SOFFIT COLOR AT DINING AREA
P-SA2	SHERWIN-WILLIAMS	SW 7531	CANVAS TAN	PROMAR 200, ZERO VOC, LATEX SEMI-GLOSS	SOFFIT COLOR
P13	SHERWIN-WILLIAMS	SW 7533	KHAKI SHADE	DTM ACRYLIC GLOSS, LOW VOC	WALL COLOR AT DINING AREA

TILE SCHEDULE

NO.	MANUFACTURER	DESCRIPTION	COLOR	FINISH	JOINT	GROUT	REMARKS
QT	CMC OBIDOS SMOOTH QUARRY 800.207.2967 EXT. 7263	8" X 8" QUARRY	RICE GRAIN	PLAIN	3 / 16"	G-94	KITCHEN, SERVICE FLOOR
QT-1	CMC OBIDOS 800.207.2967 EXT. 7263	8" X 8" QUARRY	RICE GRAIN	ABRASIVE	3 / 16"	G-94	KITCHEN, SERVICE FLOOR
QT-2	CMC OBIDOS - COVE BASE SMOOTH QUARRY 800.207.2967 EXT. 7263	6" X 12" COVE BASE	RICE GRAIN	PLAIN	3 / 16"	G-94	KITCHEN, SERVICE BASE
T-96	EMSER - PERSPECTIVE PURE , CHARCOAL	8" X 12" COVE BASE	CHARCOAL		1/16"	G-93	SERVICE COUNTER BASE CONTACT: KELLY AVATIN 714-778-5777
T-87	SPECCERAMICS MORE - ECLYPSE SCRATCHED - WALL DECO	12" X 36" ON MESH	ECLYPSE		1/8"	G-93	SERVICE COUNTER & FRONT WALL CONTACT: GAIL KELLY 714-231-4555
T-98	PORCELANOSA - RUGGINE	13" X 40"	ALUMINIO		1/16"	G-109	CONTACT: ADRIANA GOMEZ TEL. 310-300-2060 CELL. 310-438-9886
T-101	STONE PEAK - CITY	8" X 48" 1/3 OFFSET RUNNING BOND	ASPHALT		1/8"	G-93	FRONT COUNTER & WALL TILE CONTACT: RUBY URENO 949-701-1080
T-102	BEDROSIAN - BARRIQUE	4" X 24" 1/3 OFFSET RUNNING BOND	VERT		B.J.T.	-	WALL TILE CONTACT: RUBY URENO 949-701-1080

GROUT

NO.	MANUFACTURER	DESCRIPTION	MFG #	COLOR	FINISH	JOINT	REMARKS
G-93	MAPEI 1.800.42.MAPEI WWW.MAPEI.COM	LATEX MODIFIED GROUT.	#10	BLACK	NON-SANDED	-	BLACK TILES
G-94	MAPEI 800.42.MAPEI WWW.MAPEI.COM	LATEX MODIFIED GROUT	#47	CHARCOAL	SANDED	3 / 16"	KITCHEN AND SERVICE AREA FLOOR. 100% SOLIDS INDUSTRIAL GRADE EPOXY GROUT SEE PLAN. CONTACT: MIKE GRANATOWSKI 949-212-2363 (mgranatowski@mapei.com)
G-109	PORCELANOSA			COLOR STUCK MANHATTAN	SANDED & SEALED	1/16"	

WALL LEGEND

- EXISTING FULL HEIGHT WALL
- SERVICE COUNTER DIE WALL BY G.C.
- NEW FULL HEIGHT PARTITION BY G.C.

NOTE:

*ALL INTERIOR DIMENSIONS ARE FROM FACE OF EXISTING FINISH TO FACE OF NEW STUD - U.N.O.

COVE TILE TRIM: INSTALLED RESTROOM, SERVICE COUNTER, AND DRINK STATION
SCHLUTER SYSTEMS DILEX-AHK 1S 125 ATGB
TR100 -OUTSIDE CORNER CONNECTOR PIECE: DILEX-AHK-E90/AHK 1S 125 ATGB
-INSIDE CORNER CONNECTOR PIECE: DILEX-AHK-I90/AHK 1S 125 ATGB
-END CAP PIECE: DILEX-AHK-E/AHK 1S 125 ATGB
EDGE TILE TRIM:
SCHLUTER SYSTEMS RONDEC-RO125 ATGB
TR101 -OUTSIDE CORNER CONNECTOR PIECE: RONDEC-EV/RO125 ATGB
-INSIDE CORNER CONNECTOR PIECE: RONDEC-I2/RO125 ATGB

COLOR:
STAIN ANODIZED ALUMINUM FOR TRANSITION AT BOH/FRP FINISH
BRUSHED ANTIQUE BRONZE ANODIZE ALUM. FOR TRANSITION AT CUSTOMER & SERVICE AREA / TILE

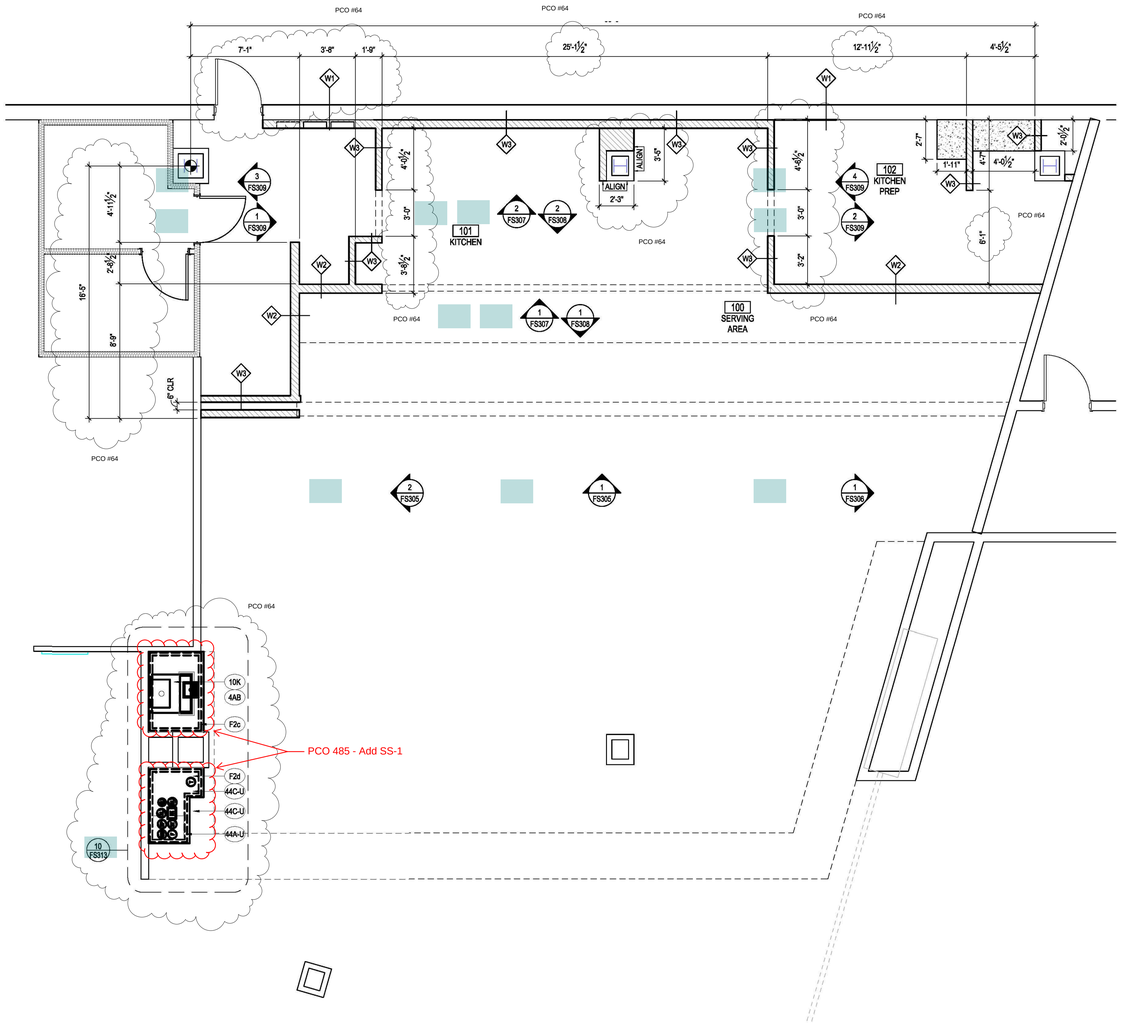

FLOOR PLAN 1
Scale= 1/4" = 1'-0" FS302

RECORD DOCUMENTS - JANUARY 2019

These Record Documents have been prepared based on information provided by others. The Consultant has not verified the accuracy and/or completeness of this information and shall not be responsible for any errors or omissions that may be incorporated as a result of erroneous information provided by others.

TIPTON ASSOCIATES

UK - STUDENT CENTER RENOVATION AND EXPANSION - BP#3

Lexington, Kentucky

FLOOR PLAN

Job Number: 0990.01 MARCH 2016 | Drawn By: BYH | Checked By: DZ | Revision: PCO #064

This Drawing and the Design shown thereon are the property of Omni Architects. The reproduction, copying or other use of this Drawing or Design without written consent of Omni Architects is prohibited.

Omni ARCHITECTS
212 North Upper Street
Lexington, Kentucky 40507-1001
p 859.252.6664
www.omnarchitects.com

PERKINS + WILL
1315 Peachtree Street
Atlanta, Georgia 30309
p 404.873.2300
www.perkinswill.com

TIPTON ASSOCIATES

BP3 - PCO #064

FS302

TILE SCHEDULE

NO.	MANUFACTURER	DESCRIPTION	COLOR	FINISH	JOINT	GROUT	REMARKS
QT	CMC OBIDOS SMOOTH QUARRY 800.207.2967 EXT. 7263	8" X 8" QUARRY	RICE GRAIN	PLAIN	3 / 16"	G-94	KITCHEN, SERVICE FLOOR
QT-1	CMC OBIDOS 800.207.2967 EXT. 7263	8" X 8" QUARRY	RICE GRAIN	ABRASIVE	3 / 16"	G-94	KITCHEN, SERVICE FLOOR
QT-2	CMC OBIDOS - COVE BASE SMOOTH QUARRY 800.207.2967 EXT. 7263	6" X 12" COVE BASE	RICE GRAIN	PLAIN	3 / 16"	G-94	KITCHEN, SERVICE BASE
T-96	EMSER - PERSPECTIVE PURE, CHARCOAL	8" X 12" COVE BASE	CHARCOAL		1/16"	G-93	SERVICE COUNTER BASE CONTACT: KELLY AVATIN 714-778-5777
T-97	SPECCERAMICS MORE - ECLYPSE SCRATCHED - WALL DECO	12" X 36" ON MESH	ECLYPSE		1/8"	G-93	SERVICE COUNTER & FRONT WALL CONTACT: GAIL KELLY 714-231-4555
T-98	PORCELANOSA - RUGGINE	13" X 40"	ALUMINIO		1/16"	G-109	CONTACT: ADRIANA GOMEZ TEL. 310-300-2090 CELL. 310-438-9886
T-101	STONE PEAK - CITY	8" X 48" 1/3 OFFSET RUNNING BOND	ASPHALT		1/8"	G-93	FRONT COUNTER & WALL TILE CONTACT: RUBY URENO 949-701-1080
T-102	BEDROSIAN - BARRIQUE	4" X 24" 1/3 OFFSET RUNNING BOND	VERT		B.J.T.	-	WALL TILE CONTACT: RUBY URENO 949-701-1080

GROUT

NO.	MANUFACTURER	DESCRIPTION	MFG #	COLOR	FINISH	JOINT	REMARKS
G-93	MAPEI 1.800.42.MAPEI WWW.MAPEI.COM	LATEX MODIFIED GROUT.	#10	BLACK	NON-SANDED	-	BLACK TILES
G-94	MAPEI 800.42.MAPEI WWW.MAPEI.COM	LATEX MODIFIED GROUT	#47	CHARCOAL	SANDED	3 / 16"	KITCHEN AND SERVICE AREA FLOOR. 100% SOLIDS INDUSTRIAL GRADE EPOXY GROUT SEE PLAN. CONTACT: MIKE GRANIATOWSKI 949-212-2383 (mgraniatowski@mapei.com)
G-109	PORCELANOSA			COLOR STUCK MANHATTAN	SANDED & SEALED	1/16"	

WALL LEGEND

- EXISTING FULL HEIGHT WALL
- SERVICE COUNTER DIE WALL BY G.C.
- NEW FULL HEIGHT PARTITION BY G.C.

NOTE:

*ALL INTERIOR DIMENSIONS ARE FROM FACE OF EXISTING FINISH TO FACE OF NEW STUD - U.N.O.

COVE TILE TRIM- INSTALLED RESTROOM, SERVICE COUNTER, AND DRINK STATION
SCHLUTER SYSTEMS DILEX-AHK 1S 125 ATGB
TR100 -OUTSIDE CORNER CONNECTOR PIECE: DILEX-AHK-E90/AHK 1S 125 ATGB
-INSIDE CORNER CONNECTOR PIECE: DILEX-AHK-I90/AHK 1S 125 ATGB
-END CAP PIECE: DILEX-AHK-E/AHK 1S 125 ATGB

EDGE TILE TRIM:
SCHLUTER SYSTEMS RONDEC-RO125 ATGB
TR101 -OUTSIDE CORNER CONNECTOR PIECE: RONDEC-EV/RO125 ATGB
-INSIDE CORNER CONNECTOR PIECE: RONDEC-I2L/RO125 ATGB

COLOR:
STAIN ANODIZED ALUMINUM FOR TRANSITION AT BOH/FRP FINISH
BRUSHED ANTIQUE BRONZE ANODIZE ALUM. FOR TRANSITION AT CUSTOMER & SERVICE AREA / TILE

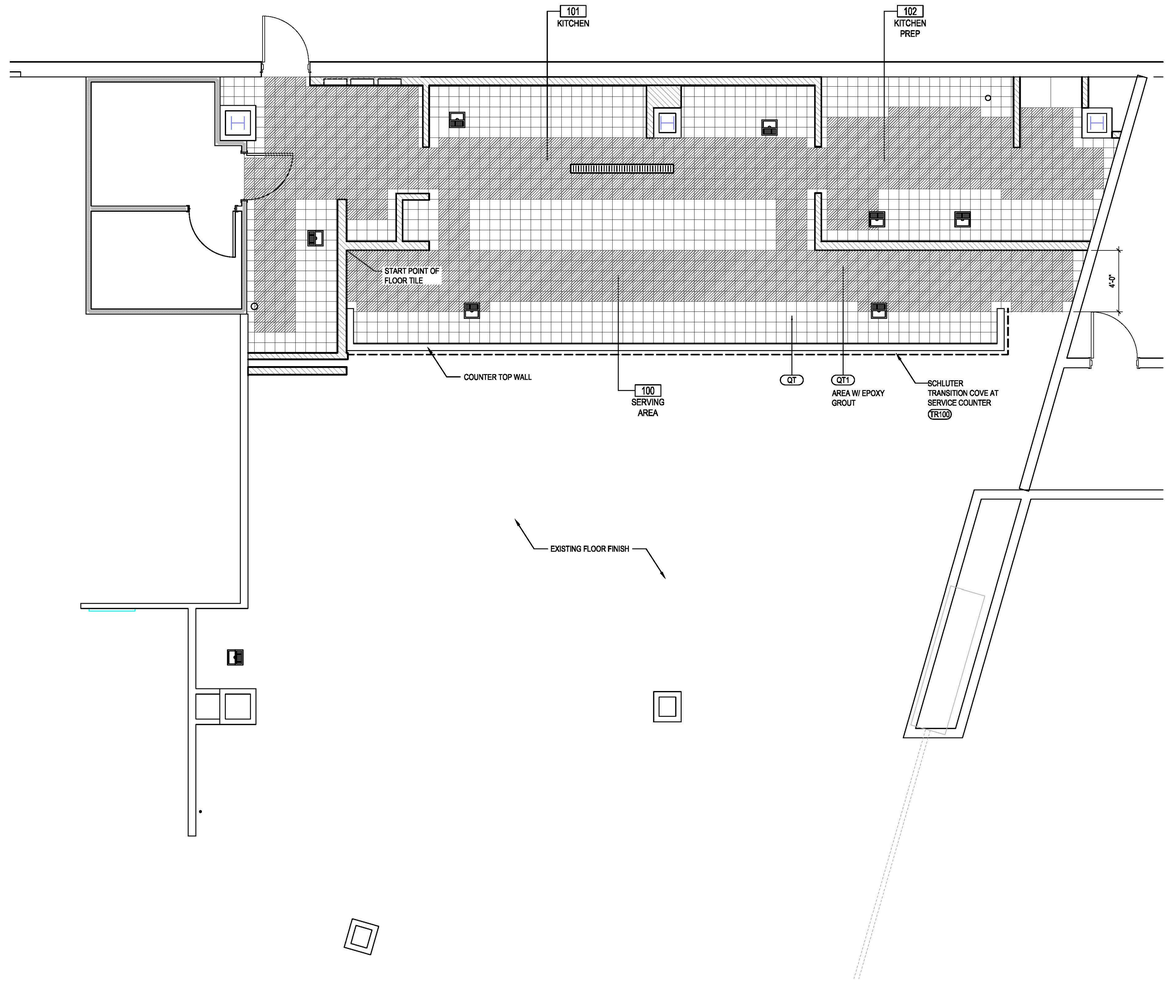

FINISH FLOOR PLAN 1
Scale= 1/4" = 1'-0" FS303

RECORD DOCUMENTS - JANUARY 2019

These Record Documents have been prepared based on information provided by others. The Consultant has not verified the accuracy and/or completeness of this information and shall not be responsible for any errors or omissions that may be incorporated as a result of erroneous information provided by others.

TIPTON ASSOCIATES

UK - STUDENT CENTER RENOVATION AND EXPANSION - BP#3

Lexington, Kentucky

FINISH FLOOR PLAN

Job Number: 0990.01 MARCH 2016 Drawn By: BYH Checked By: DZ Revision: PCO #064

This Drawing and the Design shown thereon are the property of Omni Architects. The reproduction, copying or other use of this Drawing or Design in whole or in part without consent of Omni Architects is prohibited.

DARRIN BADON REGISTERED No. 8175 COMMONWEALTH OF KENTUCKY ARCHITECT

TIPTON ASSOCIATES

PERKINS + WILL
1315 Peachtree Street
Atlanta, Georgia 30309
p 404.873.2300
www.perkinswill.com

Omni ARCHITECTS
212 North Upper Street
Lexington, Kentucky 40507-1001
p 859.252.6664
www.omniarchitects.com

BP3 - PCO #064

FS303

Next Sheet

Index Sheet

Previous Sheet

LIGHTING FIXTURE SCHEDULE

07-04-2013

ITEM	SYMBOL	DESCRIPTION	MANUFACTURER	MODEL	REMARKS
L1 56	L1	FLUORESCENT LIGHTING FIXTURE, 2'x4', 120V WITH ONE ELECTRONIC BALLASTS AND T-8 LAMPS. EXTRUDED VIRGIN LENS. BAKED-ON WHITE ENAMEL FINISH.	LIGHTOLIER	T8 FIXTURE: F32T8ADV830EWALTO28WATT XP2GVA232UNVHI 2x28W (USE WARM WHITE 3K)	KITCHEN CEILING LIGHTS. FURNISHED BY LICENSEE INSTALLED BY G.C.
L1EM -	L1EM	T-BAR CEILING RECESSED MOUNTED FLUORESCENT LIGHTING FIXTURE, 2' X 4', 120V WITH ONE ELECTRONIC BALLASTS AND T-8 LAMPS, EXTRUDED VIRGIN LENS. BAKED-ON WHITE ENAMEL FINISH.	LIGHTOLIER FIXTURE: XP2GVA232UNVHI -WITH BATTERY BACK UP PACK		EMERGENCY KITCHEN CEILING LIGHTS FURNISHED BY LICENSEE INSTALLED BY GC
L4 -	L4	UNIVERSAL MOUNT EXIT SIGN, LED LIGHTED, 120V WITH BATTERY PACK, 2 FACE, GREEN LETTER	JUNO, NAVILTE, NIBLHO THERMOPLASTIC EMERGENCY LIGHT		EXIT SIGN FURNISHED BY LICENSEE, INSTALLED BY GC
L6A -	L6A	HOOD LIGHT	FURNISHED & INSTALLED BY EQUIPMENT SUPPLIER		LIGHTS SUPPLIED & PRE-WIRED BY HOOD VENDOR. ELECTRIC CONTRACTOR TO CONNECT MAIN WIRES TO SHUNT TRIP BREAKER AND HOOD CONTROL PANEL
L6B -	L6B	WALK-IN COOLER FLUORESCENT LIGHT, 120 V 48"	KASON FIXTURE: # 18180F00048		FURNISHED BY WIC VENDOR, G.R.E.
L19 -	L19	DOWN LIGHT, RECESSED IN CEILING	ELITE HOUSING: LD6IC-AT LED MODULE: ELITE LED LIGHTING RL607-14W-120-FL-27K-W-WH		FURNISHED BY LICENSEE, INSTALLED BY GC
L19EM -	L19EM	EMERGENCY DOWN LIGHT, RECESSED IN CEILING	ELITE HOUSING: LD6IC-AT LED MODULE: ELITE LED LIGHTING RL607-14W-120-FL-30K-SN-SN		EMERGENCY RECESSED DOWN LIGHT - NORMALLY ON INVERTER UNIT - ISOLITE, IMI-12-LC-V1 FURNISHED BY OWNER INSTALLED BY GC
L20 -	L20	3 3/4" ADJUSTABLE MR16 DOWN LIGHT, RECESSED IN CEILING	LIGHTOLIER: LYTECASTER-378WHX FRAME-IN KIT: 302MRSPX BULB: MR16 - GE - PRECISE IR 37 WATT 40 ° BEAM		FURNISHED BY LICENSEE, INSTALLED BY GC
L30 -	L30	LED AT SERVICE COUNTER	FEELED SLIMLAMP FEELUX LED LSL15M823/RMT 2700K		FURNISHED BY LICENSEE, INSTALLED BY GC
L35 -	L35	PENDANT LIGHT B.O. FIXTURE @ 6'-8" AFF	NICHE: CALLA PENDANT PEN-CAL-CL-BEA COLOR: CRYSTAL		FURNISHED BY LICENSEE, INSTALLED BY GC
L36 -	L36	PENDANT LIGHT B.O. FIXTURE @ 7'-0" AFF	NICHE: OCULO PENDANT PEN-OCU-CRI COLOR: CRIMSON		FURNISHED BY LICENSEE, INSTALLED BY GC
L37 -	L37	PENDANT LIGHT B.O. FIXTURE @ 6'-8" AFF	NICHE: PHAROS PENDANT PEN-PHA-WH-AE COLOR: SOFT WHITE		FURNISHED BY LICENSEE, INSTALLED BY GC

REFER TO ELECTRICAL SHEET E-001 FOR LIGHTING FIXTURE QUANTITY

CEILING SCHEDULE

INSTALLED AND FURNISHED BY, G.C. UNLESS NOTED OTHERWISE

NO	MANUFACTURER	DESCRIPTION	MATERIAL	FINISH
C1	ARMSTRONG	2' X 2' SUSPENDED T-BAR GRID CEILING SYSTEM	CUSTOM #FN91311	T-BAR AND GRID COLOR: SEPIA CONTACT AT ARMSTRONG-SHERRY BRUNT 1-800-442-4212
C2	USG	2' X 4' SUSPENDED T-BAR GRID CEILING SYSTEM	"VINYL ROCK" VINYL CLAD GYP. BD PANELS	SMOOTH AND WASHABLE WHITE SEE DETAIL 17/A-400
C3	GOLD BOND	MONOLITHIC CEILING ON METAL FRAMING	5/8" GYP. BD.	SMOOTH PAINT - WHITE AND WASHABLE

Per RFI 520, Lower the 11'-0" lay-in ceiling to 10'-4" and extend the 10'-0" soffit to encompass the larger branch duct; see detail on following page.

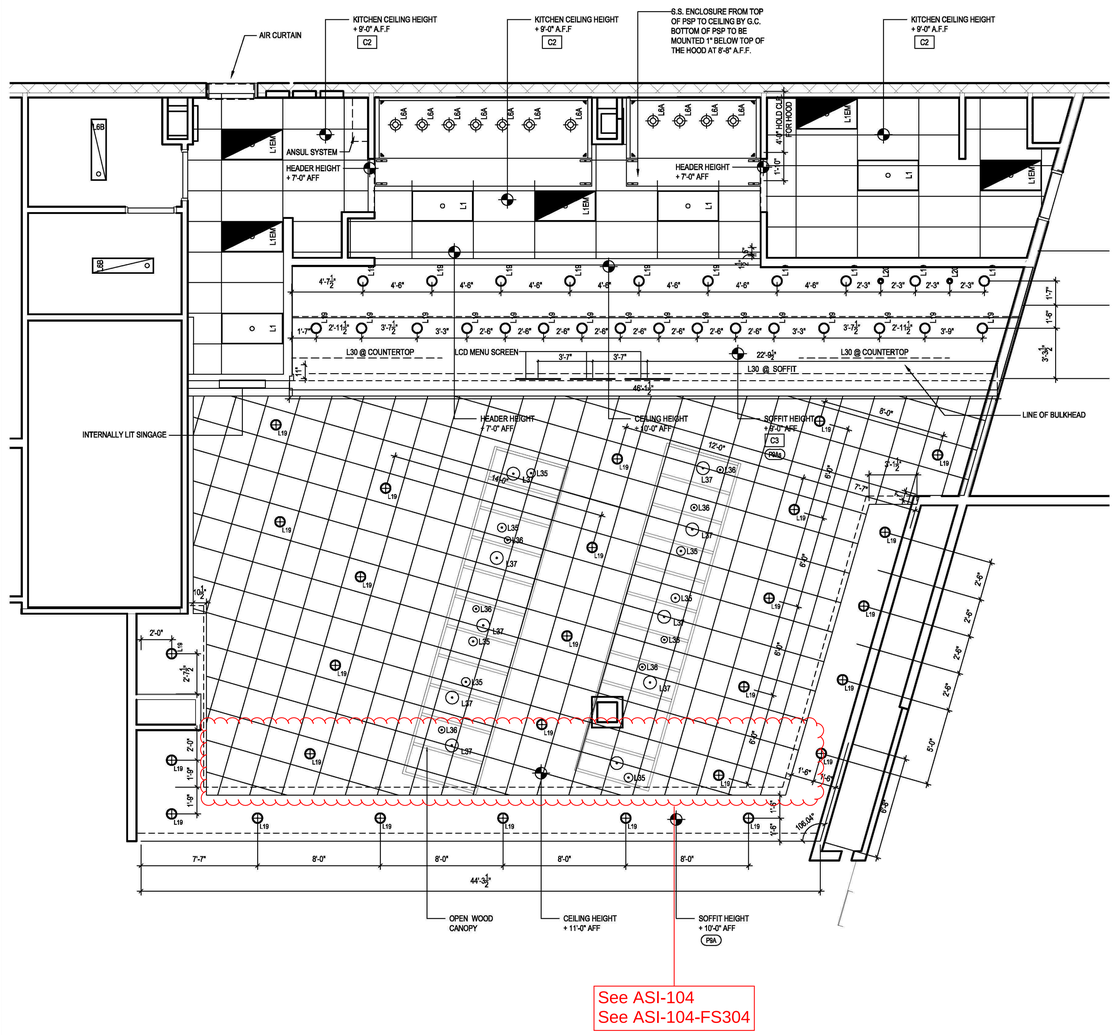

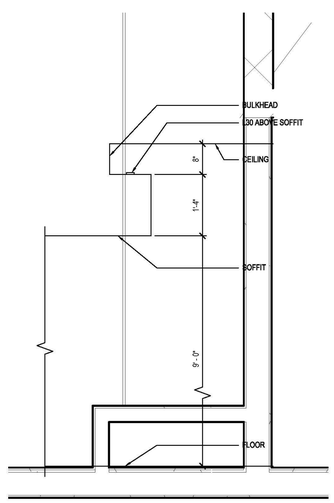

SOFFIT SECTION 4 — Scale= NTS — FS304

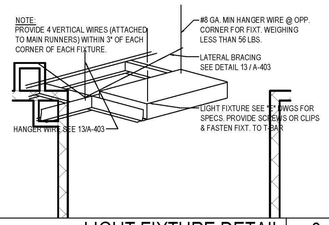

LIGHT FIXTURE DETAIL 3 — Scale= NTS — FS304

REFLECTED CEILING PLAN 1 — Scale= 1/4" = 1'-0" — FS304

UK - STUDENT CENTER RENOVATION AND EXPANSION - BP#3

Lexington, Kentucky

REFLECTED CEILING PLAN

Job Number: 0990.01 JAN 2016 | Drawn By: PE | Checked By: DZ | Revision: 2

This Drawing and the Design shown thereon are the property of Omni Architects. The reproduction, copying or other use of this Drawing or Design in whole or in part without consent of Omni Architects is prohibited.

TIPTON ASSOCIATES

PERKINS + WILL
1315 Peachtree Street
Atlanta, Georgia 30309
p 404.873.2300
www.perkinswill.com

Omni ARCHITECTS
212 North Upper Street
Lexington, Kentucky 40507-1001
p 859.252.6664
www.omniarchitects.com

RECORD DOCUMENTS - JANUARY 2019

These Record Documents have been prepared based on information provided by others. The Consultant has not verified the accuracy and/or completeness of this information and shall not be responsible for any errors or omissions that may be incorporated as a result of erroneous information provided by others.

BP3 - POST BID DRAWINGS

FS304

BLINK FORWARD

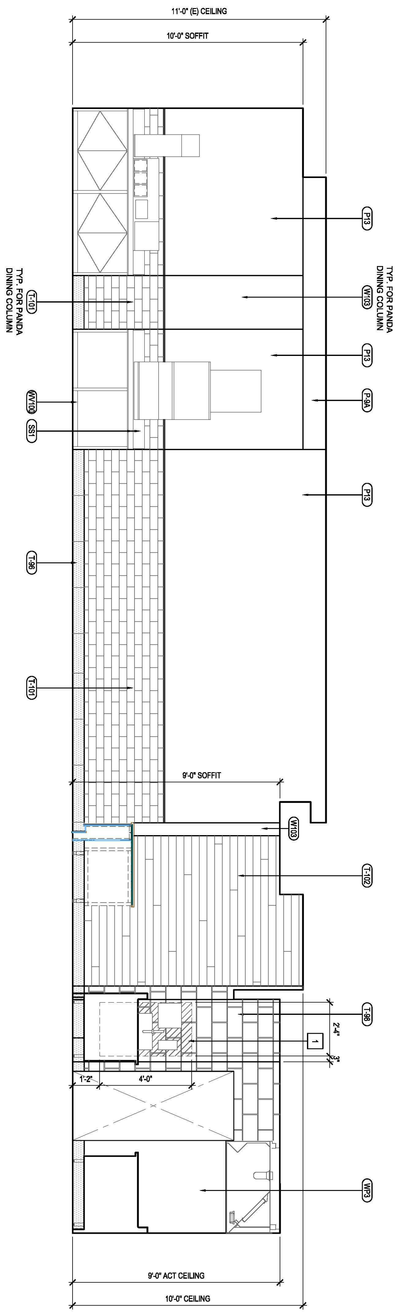

INTERIOR ELEVATION 2
Scale: 3/8" = 1'-0" FS305

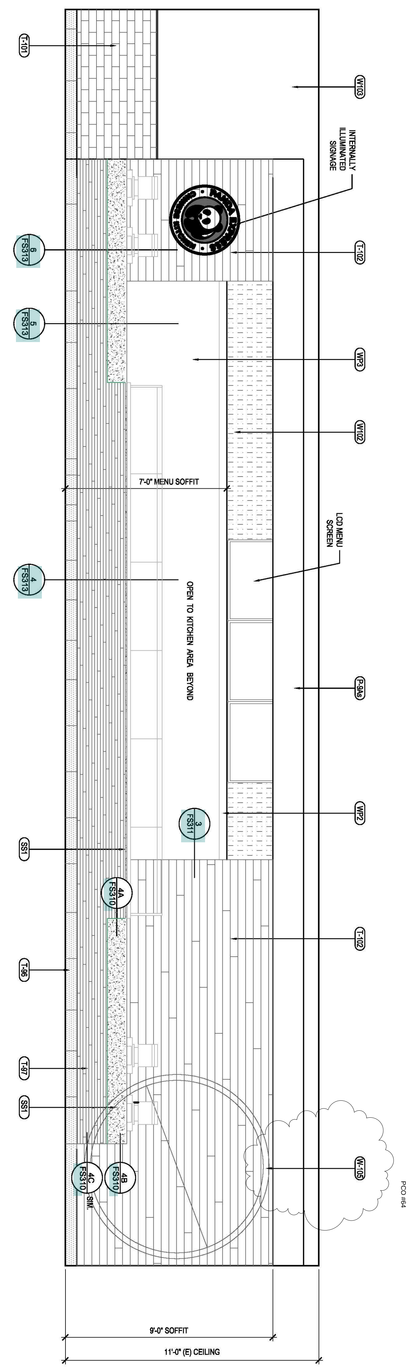

INTERIOR ELEVATION 1
Scale: 3/8" = 1'-0" FS305

RECORD DOCUMENTS - JANUARY 2019

These Record Documents have been prepared based on information provided by others. The Consultant has not verified the accuracy and/or completeness of this information and shall not be responsible for any errors or omissions that may be incorporated as a result of erroneous information provided by others.

TIPTON ASSOCIATES

UK - STUDENT CENTER RENOVATION AND EXPANSION - BP#3

Lexington, Kentucky

INTERIOR ELEVATIONS

Job Number: 0990.01 MARCH 2016 Drawn By: BYH Checked By: DZ Revision: PCO #064

BP3 - PCO #064

FS305

Omni ARCHITECTS
212 North Upper Street
Lexington, Kentucky 40507-1001
p 859.252.6664
www.omniarchitects.com

PERKINS + WILL
1315 Peachtree Street
Atlanta, Georgia 30309
p 404.873.2300
www.perkinswill.com

TIPTON ASSOCIATES

This Drawing and the Design shown thereon are the property of Omni Architects. The reproduction, copying or other use of this Drawing or Design without the written consent of Omni Architects is prohibited.

DARRIN BAUM REGISTERED ARCHITECT

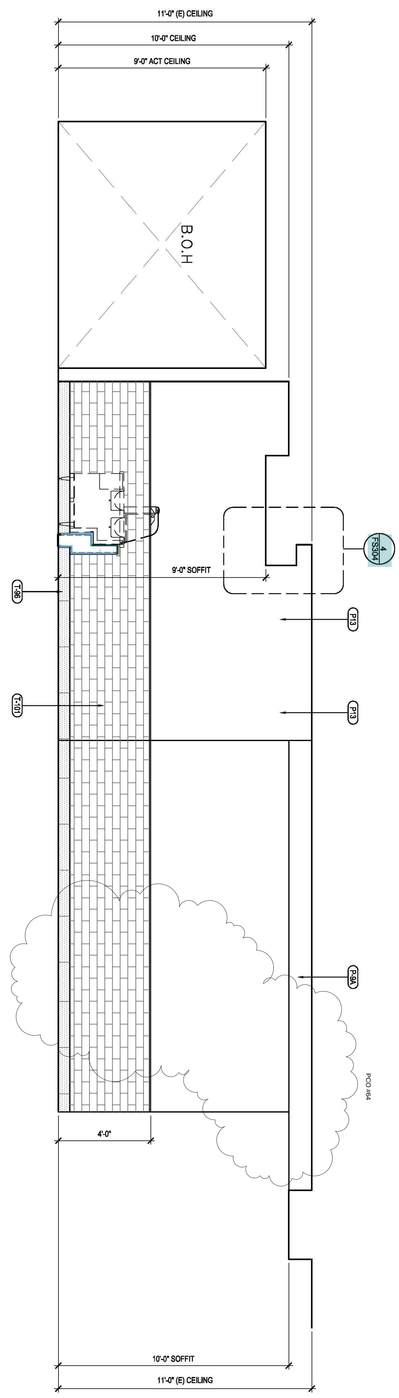

INTERIOR ELEVATION 1

Scale: 3/8" = 1'-0"

FS306

RECORD DOCUMENTS - JANUARY 2019

These Record Documents have been prepared based on information provided by others. The Consultant has not verified the accuracy and/or completeness of this information and shall not be responsible for any errors or omissions that may be incorporated as a result of erroneous information provided by others.

TIPTON ASSOCIATES

UK - STUDENT CENTER RENOVATION AND EXPANSION - BP#3

Lexington, Kentucky

INTERIOR ELEVATIONS

Job Number: 0990.01 MARCH 2016 Drawn By: BYH Checked By: DZ Revision: PCO #064

BP3-PCO #064

FS306

Omni ARCHITECTS
212 North Upper Street
Lexington, Kentucky 40507-1001
p 859.252.6664
www.omniarchitects.com

PERKINS + WILL
1315 Peachtree Street
Atlanta, Georgia 30309
p 404.873.2300
www.perkinswill.com

TIPTON ASSOCIATES

This Drawing and the Design shown thereon are the property of Omni Architects. The reproduction, copying or other use of this Drawing or Design without the written consent of Omni Architects is prohibited.

DARRIN BALDWIN KY REGISTERED ARCHITECT

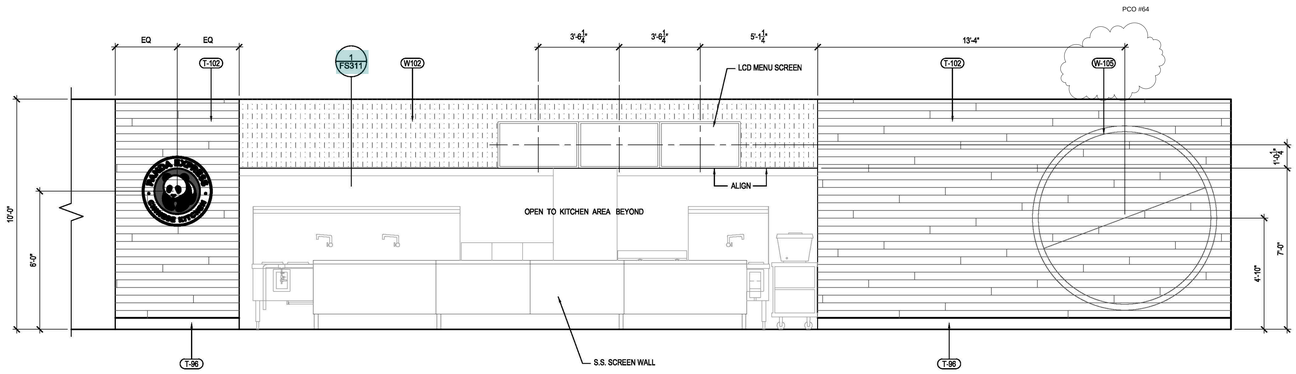

INTERIOR ELEVATION | 1

Scale: 3/8" = 1'-0" | FS307

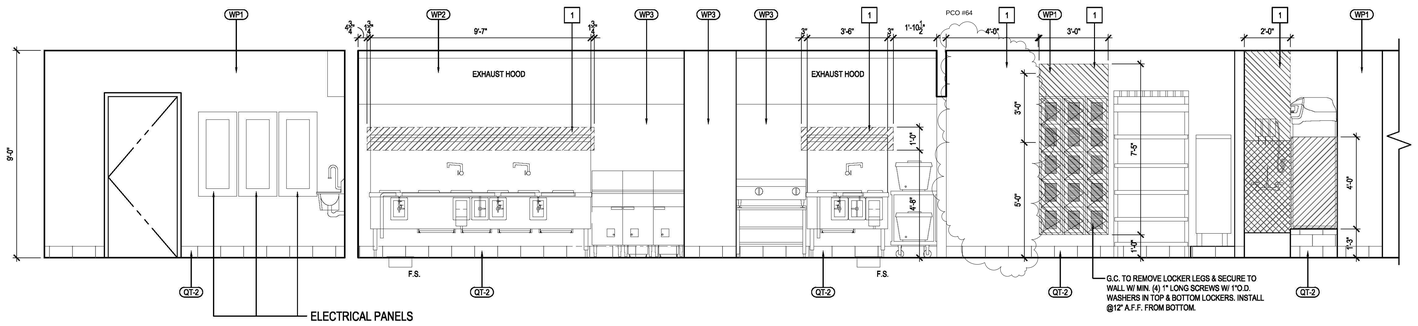

INTERIOR ELEVATION | 2

Scale: 3/8" = 1'-0" | FS307

RECORD DOCUMENTS - JANUARY 2019

These Record Documents have been prepared based on information provided by others. The Consultant has not verified the accuracy and/or completeness of this information and shall not be responsible for any errors or omissions that may be incorporated as a result of erroneous information provided by others.

TIPTON ASSOCIATES

UK - STUDENT CENTER RENOVATION AND EXPANSION - BP#3

Lexington, Kentucky

INTERIOR ELEVAITONS

Omni ARCHITECTS
212 North Upper Street
Lexington, Kentucky 40507-1001
p 859.252.6664
www.omnarchitects.com

PERKINS + WILL
1315 Peachtree Street
Atlanta, Georgia 30309
p 404.873.2300
www.perkinswill.com

TIPTON ASSOCIATES

Job Number: 0990.01 MARCH 2016 | Drawn By: BYH | Checked By: DZ | Revision: PCO #064

DARRIN BADON REGISTERED No. 8175 STATE OF KENTUCKY ARCHITECT

This Drawing and the Design shown thereon are the property of Omni Architects. The reproduction, copying or other use of this Drawing or Design in whole or in part without consent of Omni Architects is prohibited.

BP3-PCO #064

FS307

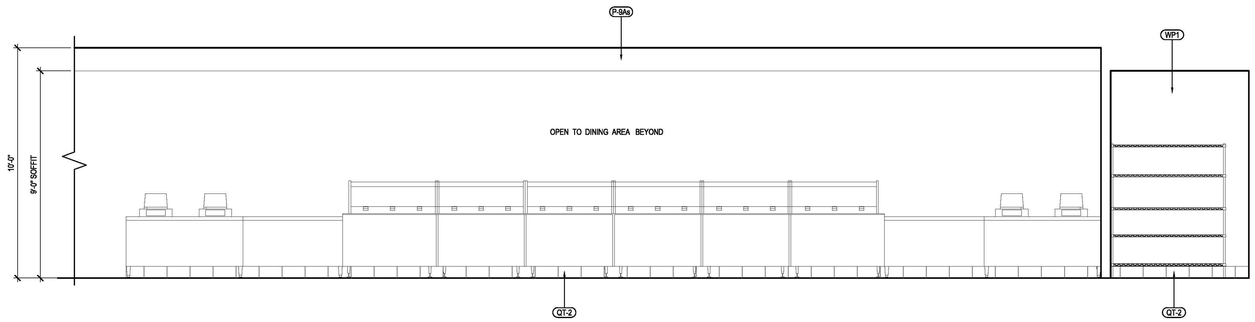

INTERIOR ELEVATION 1
Scale: 3/8" = 1'-0" FS308

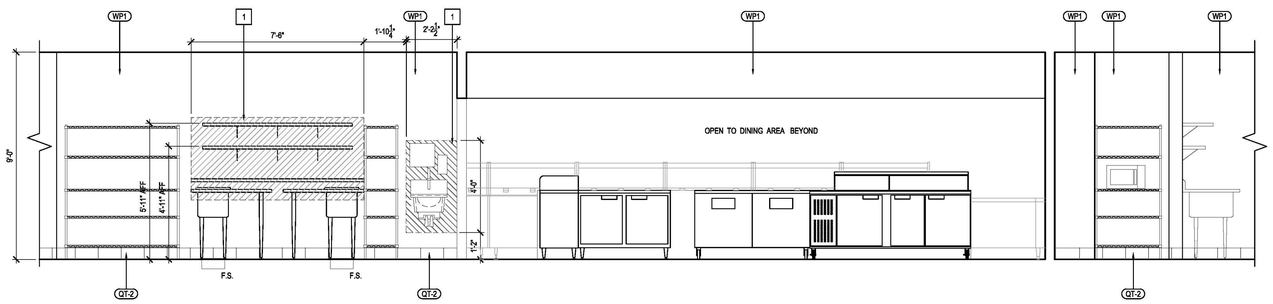

INTERIOR ELEVATION 2
Scale: 3/8" = 1'-0" FS308

UK - STUDENT CENTER RENOVATION AND EXPANSION - BP#3

Lexington, Kentucky

INTERIOR ELEVATIONS

Job Number: 0990.01 MARCH 2016 Drawn By: BYH Checked By: DZ Revision: PCO #064

This Drawing and the Design shown thereon are the property of Omni Architects. The reproduction, copying or other use of this Drawing or Design without written consent of Omni Architects is prohibited.

DARRIN BADON REGISTERED No. 8175 KENTUCKY ARCHITECT

TIPTON ASSOCIATES

PERKINS + WILL
1315 Peachtree Street
Atlanta, Georgia 30309
p 404.873.2300
www.perkinswill.com

Omni ARCHITECTS
212 North Upper Street
Lexington, Kentucky 40507-1001
p 859.252.6664
www.omniarchitects.com

TIPTON ASSOCIATES

RECORD DOCUMENTS - JANUARY 2019

These Record Documents have been prepared based on information provided by others. The Consultant has not verified the accuracy and/or completeness of this information and shall not be responsible for any errors or omissions that may be incorporated as a result of erroneous information provided by others.

BP3- PCO #064

FS308

1

CONCEALED BACKING AS INDICATED BY THE DASHED BOX AREAS AROUND WALL SHELVING, SINK BACKS, ETC. SHALL CONSIST OF THE FOLLOWING:

-BACKING AT ALL RATED WALLS AND WALL UNDER EXHAUST HOOD SHALL CONSIST OF 6" X 20 GA. METAL STRAPS INSTALLED PRIOR TO INSTALLATION OF GYP. BD. AT ALL AREAS REQUIRED FOR FASTENING EQUIPMENT SECURELY TO STUD WALL.

-BACKING AT ALL OTHER WALLS SHALL CONSIST OF ½" PLYWOOD SHATING IN PLACE OF GYP. BD. WITHIN DASHED BOX ARAS. FINISH OVER WITH SPECIFIED WALL PANEL FINISH PER KITCHEN ELEVATIONS.

GENERAL NOTES

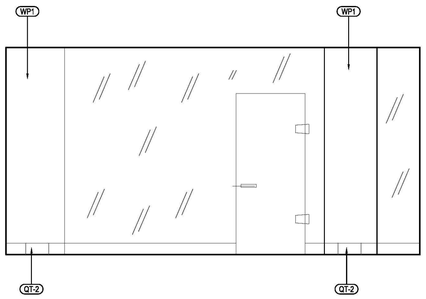

INTERIOR ELEVATION 3
Scale: 3/8" = 1'-0" FS309

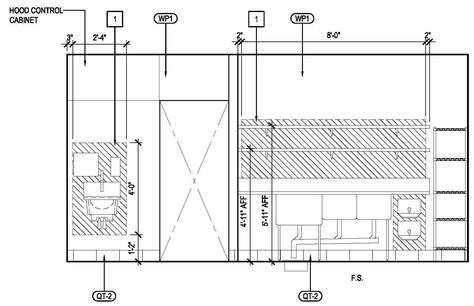

INTERIOR ELEVATION 1
Scale: 3/8" = 1'-0" FS309

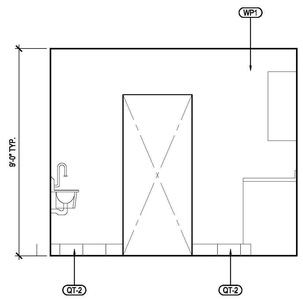

INTERIOR ELEVATION 4
Scale: 3/8" = 1'-0" FS309

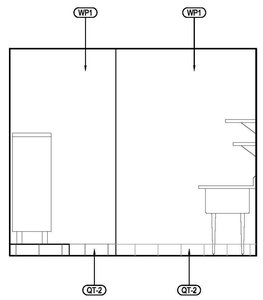

INTERIOR ELEVATION 2
Scale: 3/8" = 1'-0" FS309

UK - STUDENT CENTER RENOVATION AND EXPANSION - BP#3

Lexington, Kentucky

INTERIOR ELEVATIONS

Job Number: 0990.01 MARCH 2016
Drawn By: BYH Checked By: DZ Revision: PCO #064

This Drawing and the Design shown thereon are the property of Omni Architects. The reproduction, copying or other use of this Drawing or Design without written consent of Omni Architects is prohibited.

Omni ARCHITECTS
212 North Upper Street
Lexington, Kentucky 40507-1001
p 859.252.6664
www.omnarchitects.com

PERKINS + WILL
1315 Peachtree Street
Atlanta, Georgia 30309
p 404.873.2300
www.perkinswill.com

TIPTON ASSOCIATES

RECORD DOCUMENTS - JANUARY 2019

These Record Documents have been prepared based on information provided by others. The Consultant has not verified the accuracy and/or completeness of this information and shall not be responsible for any errors or omissions that may be incorporated as a result of erroneous information provided by others.

TIPTON ASSOCIATES

BP3-PCO #064

FS309

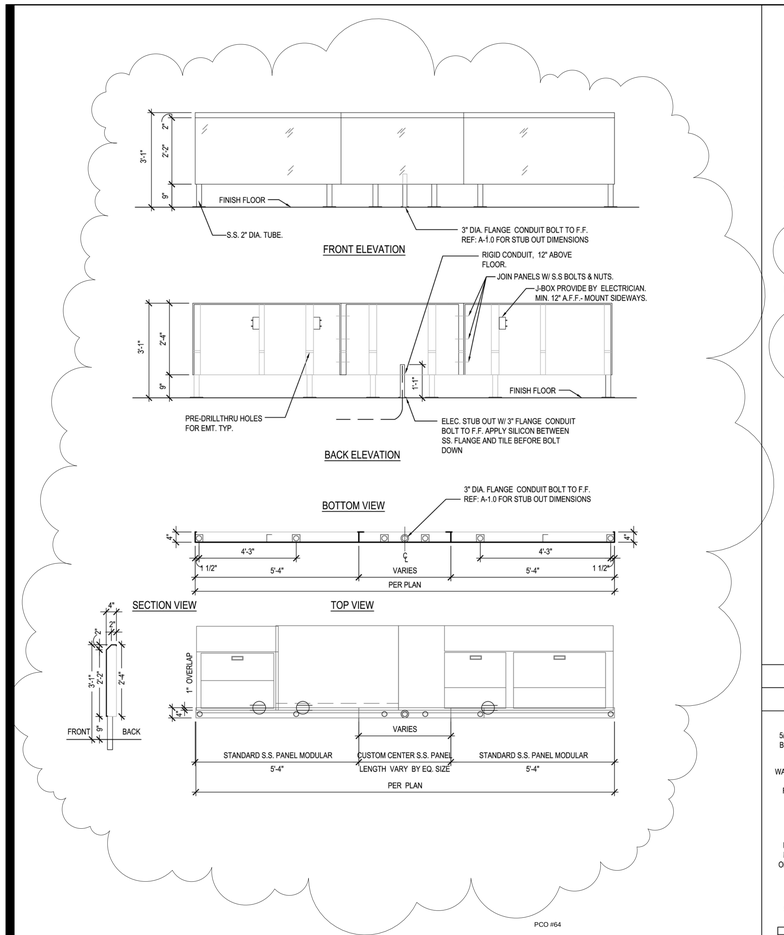

STAINLESS STEEL OUTLET PANEL 13

NTS FS310



NOT USED 3

NTS FS310

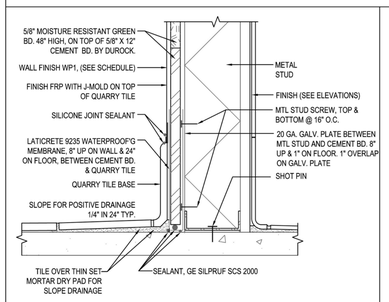

WALL BASE @ KITCHEN 10

3" = 1'-0" FS310

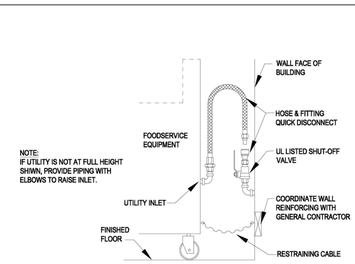

QUICK DISCONNECT 6

NTS FS310

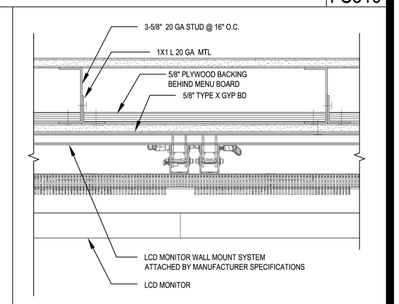

MENU BACKING DETAIL 2

3" = 1'-0" FS310

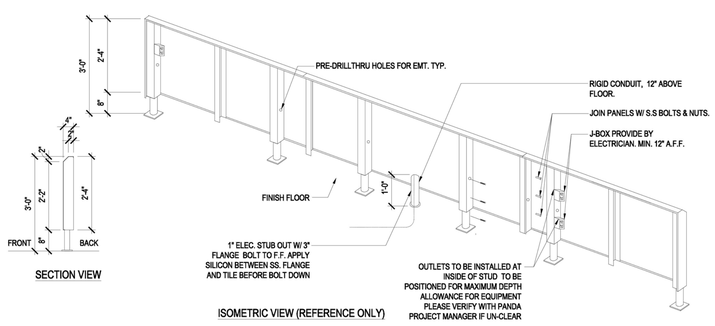

STAINLESS STEEL OUTLET PANEL 13

NTS FS310

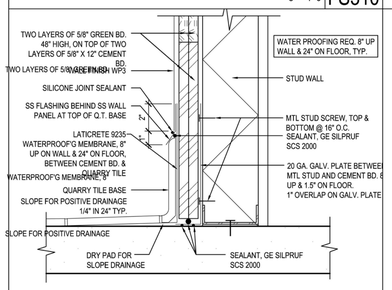

WALL BASE @ COOKLINE 9

NTS FS310

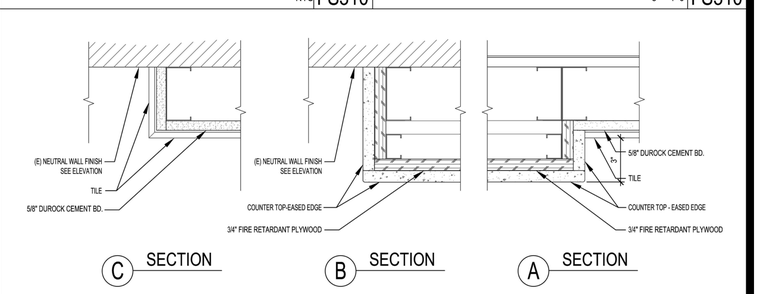

SERVICE COUNTERTOP TRIM DETAIL 1

3" = 1'-0" FS310

RECORD DOCUMENTS - JANUARY 2019

These Record Documents have been prepared based on information provided by others. The Consultant has not verified the accuracy and/or completeness of this information and shall not be responsible for any errors or omissions that may be incorporated as a result of erroneous information provided by others.

TIPTON ASSOCIATES

BP3-PCO #064

FS310

UK - STUDENT CENTER RENOVATION AND EXPANSION - BP#3

Lexington, Kentucky

ARCHITECTURAL DETAILS

Job Number: 0990.01 MARCH 2016

Drawn By: BYH Checked By: DZ Revision: PCO #064

DARRIN BADON REGISTERED No. 8175 STATE OF KENTUCKY ARCHITECT

This Drawing and the Design shown thereon are the property of Omni Architects. The reproduction, copying or other use of this Drawing or Design without written consent of Omni Architects is prohibited.

TIPTON ASSOCIATES

Omni ARCHITECTS
212 North Upper Street
Lexington, Kentucky 40507-1001
p 859.252.6664
www.omniarchitects.com

PERKINS + WILL
1315 Peachtree Street
Atlanta, Georgia 30309
p 404.873.2300
www.perkinswill.com

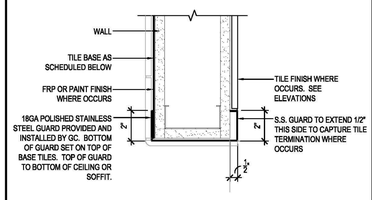

CORNER GUARD DETAIL 4

3" = 1'-0" FS311

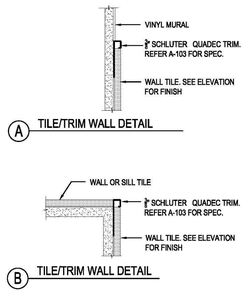

TILE TRIM DETAIL 3

3" = 1'-0" FS311

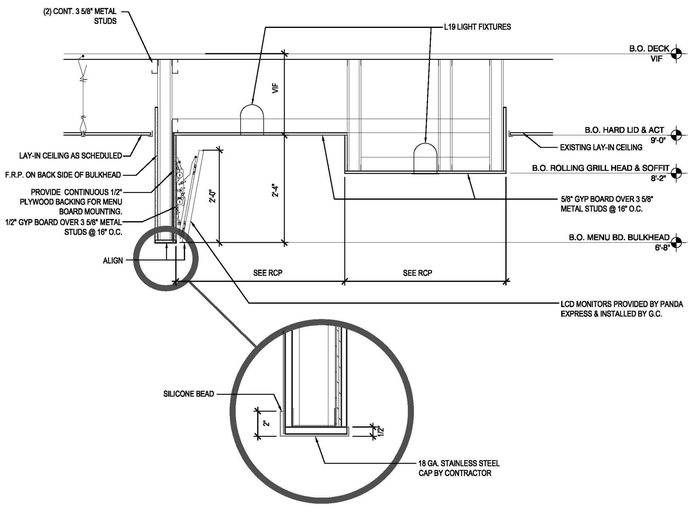

SERVICE COUNTER SOFFIT DETAIL 1

Scale= 3/4" = 1'-0" FS311

UK - STUDENT CENTER RENOVATION AND EXPANSION - BP#3

Lexington, Kentucky

ARCHITECTURAL DETAILS

Revision: PCO #064

Checked By: DZ

Drawn By: BYH

Job Number: 0990.01 MARCH 2016

DARRIN BADON REGISTERED No. 8175 KENTUCKY ARCHITECT

This Drawing and the Design shown thereon are the property of Omni Architects. The reproduction, copying or other use of this Drawing or Design in whole or in part without consent of Omni Architects is prohibited.

TIPTON ASSOCIATES

PERKINS + WILL
1315 Peachtree Street
Atlanta, Georgia 30309
p 404.873.2300
www.perkinswill.com

Omni ARCHITECTS
212 North Upper Street
Lexington, Kentucky 40507-1001
p 859.252.6664
www.omnarchitects.com

TIPTON ASSOCIATES

RECORD DOCUMENTS - JANUARY 2019

These Record Documents have been prepared based on information provided by others. The Consultant has not verified the accuracy and/or completeness of this information and shall not be responsible for any errors or omissions that may be incorporated as a result of erroneous information provided by others.

BP3-PCO #064

FS311

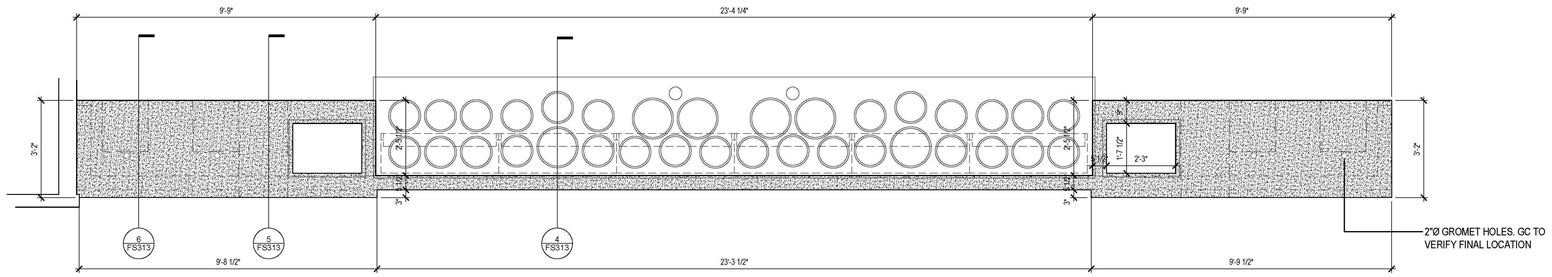

SERVICE COUNTER COUNTERTOP | 3

SCALE: 1/2" - 1'-0" | FS312

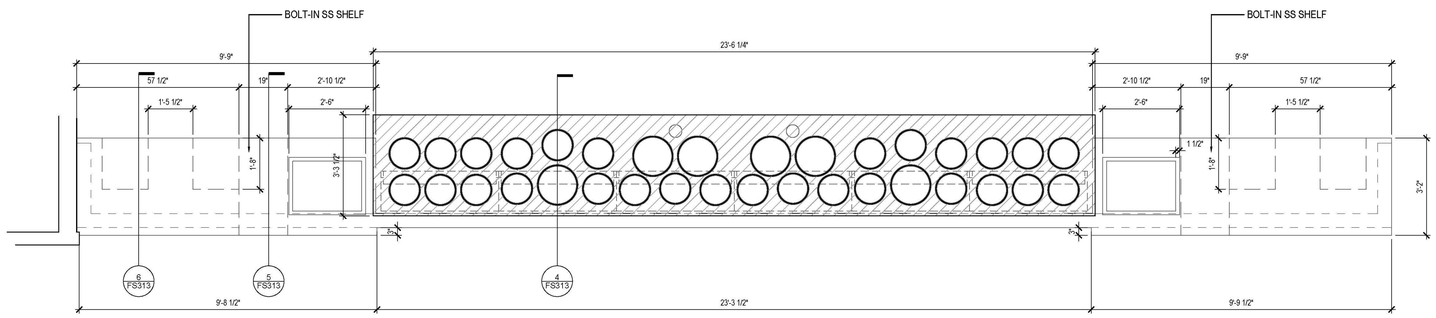

SERVICE COUNTER S.S. EQUIPMENT | 2

SCALE: 1/2" - 1'-0" | FS312

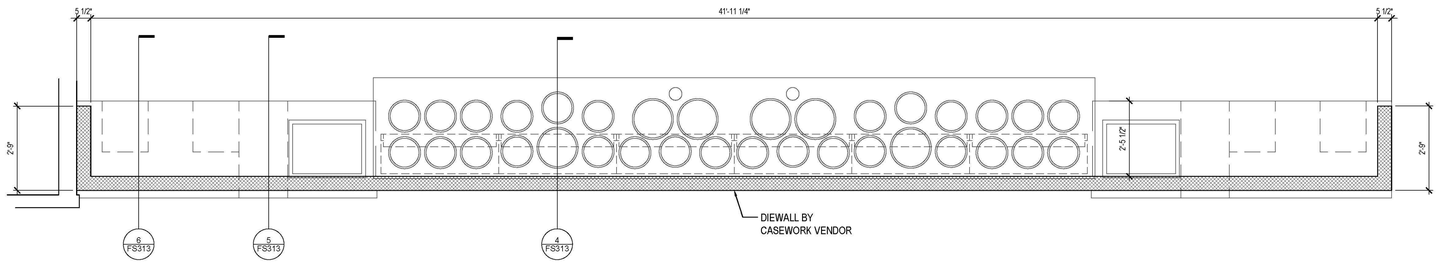

SERVICE COUNTER LOW WALL | 1

SCALE: 1/2" - 1'-0" | FS312

TIPTON ASSOCIATES

RECORD DOCUMENTS - JANUARY 2019

These Record Documents have been prepared based on information provided by others. The Consultant has not verified the accuracy and/or completeness of this information and shall not be responsible for any errors or omissions that may be incorporated as a result of erroneous information provided by others.

UK - STUDENT CENTER RENOVATION AND EXPANSION - BP#3

Lexington, Kentucky

ARCHITECTURAL DETAILS

Job Number: 0990.01 | MARCH 2016 | Drawn By: BYH | Checked By: DZ | Revision: PCO #064

DARRIN BADON REGISTERED No. 8175 KENTUCKY ARCHITECT

This Drawing and the Design shown thereon are the property of Omni Architects. The reproduction, copying or other use of this Drawing or Design without written consent of Omni Architects is prohibited.

TIPTON ASSOCIATES

PERKINS + WILL
1315 Peachtree Street
Atlanta, Georgia 30309
p 404.873.2300
www.perkinswill.com

Omni ARCHITECTS
212 North Upper Street
Lexington, Kentucky 40507-1001
p 859.252.6664
www.omniarchitects.com

BP3-PCO #064

FS312

PCO 064

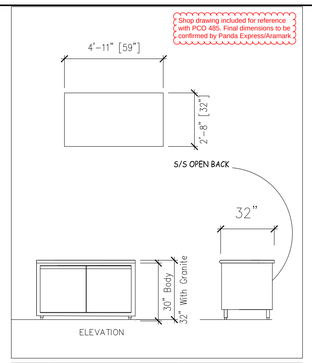

Job Address: Panda Express L2721, University of Kentucky, U1-17-D4471, Lexington, KY	Soda Condiment Counter	EQUIP. NO. F2D

BEVERAGE STATION COUNTER 10
SCALE: 1/2" - 1'-0" FS313

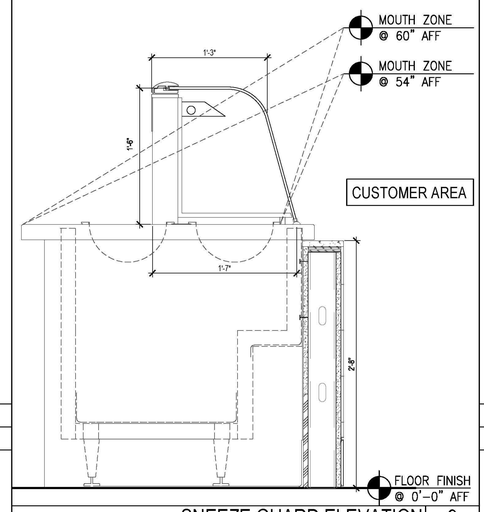

SNEEZE GUARD ELEVATION 9
Scale: NTS FS313

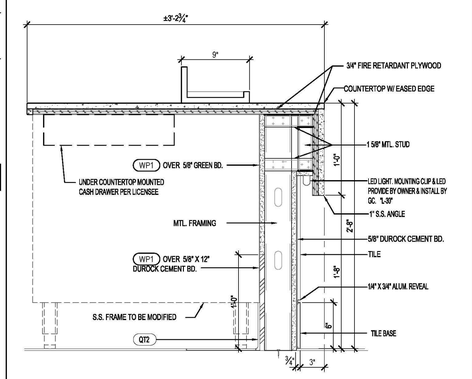

SERVICE COUNTER DETAIL 6
Scale: 1-1/2" = 1'-0" FS313

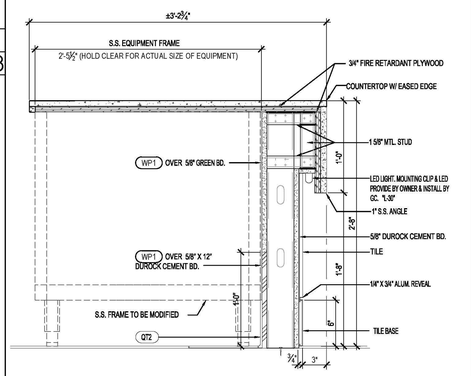

SERVICE COUNTER DETAIL 5
Scale: 1-1/2" = 1'-0" FS313

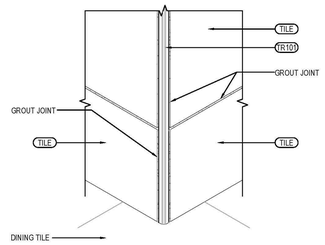

OUTSIDE CORNER DETAIL 2
3" = 1'-0" FS313

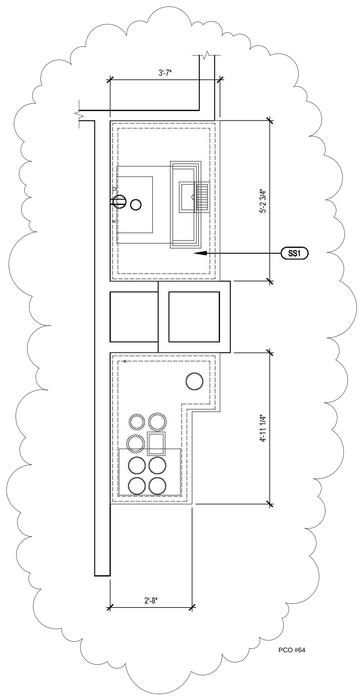

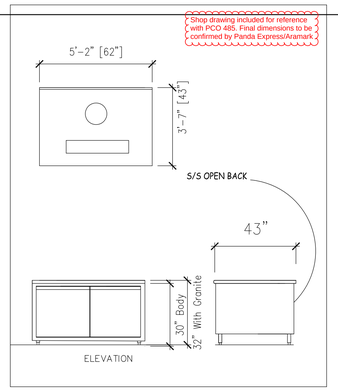

Job Address: Panda Express L2721, University of Kentucky, U1-17-D4471, Lexington, KY	SODA COUNTER	EQUIP. NO. F2D

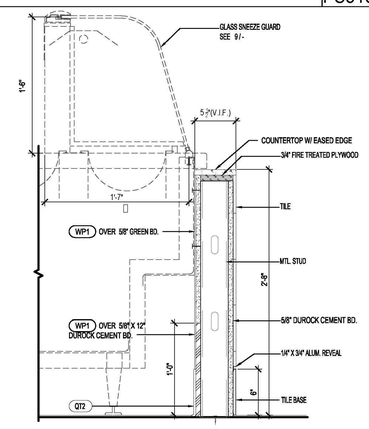

SERVICE COUNTER/SNEEZE GUARD DETAIL 4
Scale: 1-1/2" = 1'-0" FS313

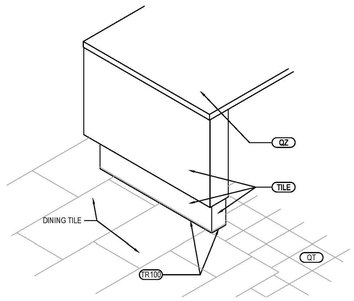

SERVICE COUNTERTOP ISOMETRIC 1
3/4" = 1'-0" FS313

UK - STUDENT CENTER RENOVATION AND EXPANSION - BP#3

Lexington, Kentucky

ARCHITECTURAL DETAILS

Job Number: 0990.01 | Drawn By: BYH | MARCH 2016 | Checked By: DZ | Revision: PCO #064

This Drawing and the Design shown thereon are the property of Omni Architects. The reproduction, copying or other use of this Drawing or Design in whole or in parts without consent of Omni Architects is prohibited.

Omni ARCHITECTS
212 North Upper Street
Lexington, Kentucky 40507-1001
p 859.252.6664
www.omnarchitects.com

PERKINS + WILL
1315 Peachtree Street
Atlanta, Georgia 30309
p 404.873.2300
www.perkinswill.com

TIPTON ASSOCIATES

RECORD DOCUMENTS - JANUARY 2019

These Record Documents have been prepared based on information provided by others. The Consultant has not verified the accuracy and/or completeness of this information and shall not be responsible for any errors or omissions that may be incorporated as a result of erroneous information provided by others.

BP3 - PCO #064

FS313

Refer to ASI 372 - Subway BOH A162H Soffit and Ceiling Height to Conceal MEP -(01/24/18) Attached

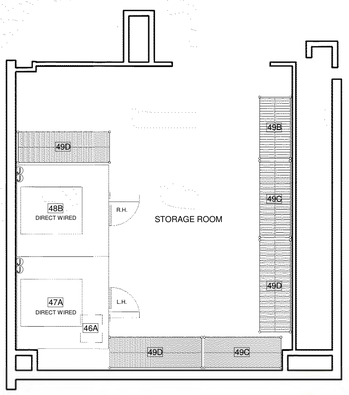

Refer to RFI 1431 (03/15/18, attached):
RESPONSE: Data and power are required for all (8) menu boards and will be added via PCO 571. The power and data for the menu boards on the header wall/soffit are to be installed on the front face (facing the customer) and not the backside as referenced in the RFI. Rough-in locations are to be coordinated with menu board size and requirements. The cut sheets for the menu boards were provided to Messer by Tipton. David Stout, Omni Architects

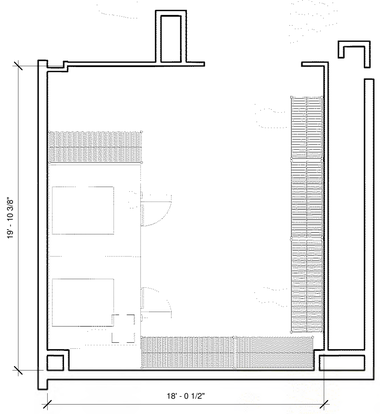

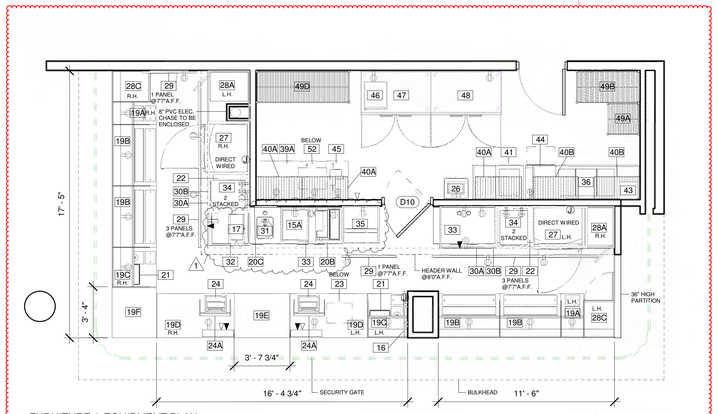

1 FURNITURE & EQUIPMENT PLAN
1/4" = 1'-0"

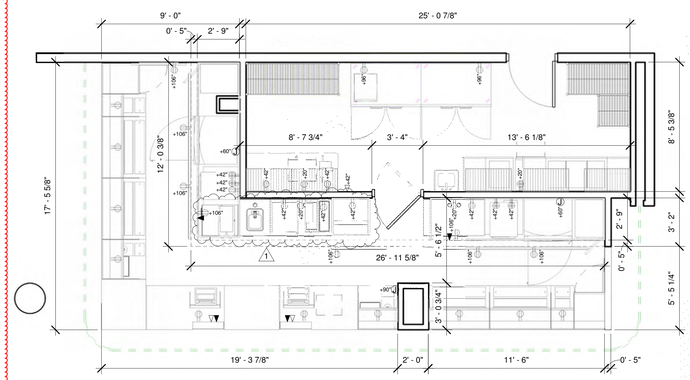

2 DIMENSION & ELECTRICAL PLAN
1/4" = 1'-0"

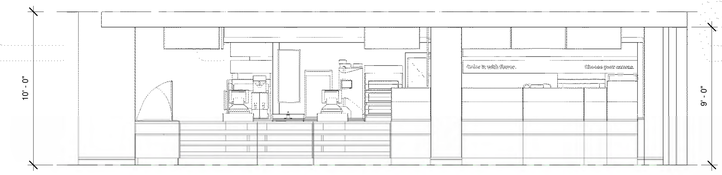

3 SERVICE AREA ELEVATION
1/4" = 1'-0"

SYMBOL LEGEND

- 120V DUPLEX OUTLET
- 220V SINGLE OUTLET
- ELECTRIC PANEL
- PHONE JACK
- DATA JACK
- C.M. - CEILING MOUNTED
- F.M. - FLOOR MOUNTED
- JUNCTION BOX
- THERMOSTAT

3. Furniture Schedule

#	Model	Manufacturer	Ordered From	Count	Description
15A	DISPLAY REFRIGERATOR	TRUE	DAI	1	COUNTER TOP MODEL. DEDICATED 115V, 15 AMP DUPLEX OUTLET (NEMA 5-15R) WITHIN 6 FEET.
16	36" ILLUMINATED CHOICE MARK SIGN	SSL/ VGS	DAI	1	36" X 1" THICK HALO LIT "S" LOGO. SINTRA SIGN PIN MOUNTED OFF WALL. INSTALLED BY G.C.
17	TEA / COFFEE BREWER	BUNN-O-MATIC CORP.	DAI	1	DEDICATED 120V, 15 AMP DUPLEX OUTLET (NEMA 5-15P) WITHIN 3 FEET. PLUMBING: 20-90 PSI. MODEL SUPPLIED WITH 1/4" MALE FLARE FITTING. MIN. 1 GPM WATER FLOW.
19A	FRONT LINE BREAD DISPLAY	DUKE	DAI/G.C.	2	(1)RH (1)LH 18" HOT FOOD UNIT. 500 WATT 115 VOLT HEATING ELEMENT WITH THERMOSTAT
19B	48" COLD PAN	DUKE	DAI	4	48" COLD PAN. INSTALLED BY G.C. ULS APPROVED. ELECTRICAL CONNECTIONS AND WIRING TO LOCAL AND STATE CODE REQUIREMENTS AS DETERMINED BY G.C. OR ELECTRICIAN.
19C	31" SOUP SECTION	DUKE		2	(1)RH (1)LH SOUP SECTION WITH 2 INSET 2.5 QUART SOUP CONTAINERS.
2 19D	61" CASH SECTION	DUKE	DAI	2	(1)RH (1)LH 61" CASH SECTION X 34" ADA REQUIRED WORKING HEIGHT. 4 CUP STORAGE UNITS BELOW WITH CUTOUT FOR SAFE. RECESSED POS SHELF 4.5" FROM COUNTER SURFACE. 3 TEIR CHIP DISPLAY RACK ACROSS FACE OF UNIT.
19E	CASH EXTENSION SECTION W/ CHIPS	DUKE	DAI	1	43 3/4" CUSTOM CASH EXTENSION SECTION X 34" ADA REQUIRED WORKING HEIGHT. 3 TIER CHIP DISPLAY RACK ON FACE OF UNIT.
2 19F	CASH EXTENSION SECTION - END	DUKE	DAI	1	40"CUSTOM CASH EXTENSION SECTION X 34" ADA REQUIRED WORKING HEIGHT. END CAP UNIT.
20B	COFFEE MAKER	TBD	DAI	1	
20C	FRAMED COFFEE GRAPHIC	VGS	DAI	1	LAYERED ACRYLIC WALL MOUNTED COFFEE GRAPHICS. INCLUDES BLACK FRAME.
21	COOKIE DISPLAY	DUKE	DAI	2	4 TIER COOKE DISPLAY CASE WITH SUB-WRAP STORAGE BELOW
22	OVEN CART	DUKE	DAI	2	18" HIGH X 30" WIDE- SPEED OVEN STACKING CART ON CASTERS. STAINLESS STEEL FINISH.
23	SAFE CASH CONTROLLER	C.S.S.	DAI	1	CS 2820 CASH CONTROLLER. INSTALLED BY G.C. IN SERVICE AREA
24	P.O.S.	PAR/MICROS/HP	DAI	2	PC BASED POINT OF SALE SYSTEM. REQUIRES DEDICTED POWER SOURCE WITH ISOLATED GROUND TO BREAKER
24A	P.O.S. SHROUD	VGS	DAI	2	PAINTED METAL SHROUD
26	HAND SINK	DUKE/LOCAL	DAI	1	WALL MOUNTED HAND SINK. SUBJECT TO HEALTH CODE APPROVAL
27	DUKE BREAD OVEN	DUKE	DAI	2	(1)RH (1)LH 5R-DBPS, FLEXBAKE 5 BREAD OVEN/ PROOFER. DEDICATED CIRCUIT REQUIRED. DIRECT WIRED. INSTALLED BY G.C. "1/4" WATERLINE IS REQUIRED
28A	COMBINATION BREAD CABINET	LOCKWOOD	DAI	2	(1)RH (1)LH INTEGRATED OPEN AIR COOLING RACK ABOVE WITH ENCLOSED CABINET BELOW. INSTALLED BY G.C.
28C	FRONT LINE BREAD DISPLAY	DUKE	DAI	2	(1)RH (1)LH ALUMINUM CABINET WITH CURVED GLASS DISPLAY. INSTALLED BY G.C. NSF APPROVED.
29	DIGITAL MENUBOARD	LG	DAI	8	49SM5B, 49" CLASS LED MONITOR AND REQUIRED MEDIA PLAYER(S)
30A	WOOD EQUIPMENT VALANCE	DUKE	DAI	2	
30B	DECORATIVE VALANCE	DUKE	DAI	2	
31	24" BACK COUNTER SINK	DUKE	DAI	1	BACK COUNTER WITH CENTER HAND SINK. STAINLESS STEEL FINISH. INSTALLED BY G.C.
32	24" BACK COUNTER	DUKE	DAI	1	BACK COUNTER WITH STAINLESS STEEL FINISH. INSTALLED BY G.C.
33	48" REFRIGERATED BACK COUNTER	DUKE	DAI	2	BACK COUNTER WITH UNDER-COUNTER REFRIGERATOR. STAINLESS STEEL FINISH. INSTALLED BY G.C.
34	RAPID COOK OVEN	TURBOCHEF	DAI	4	TURBOCHEF. MICROWAVE/CONVECTION OVEN. SEE MANUFACTURER FOR FURTHER SPECIFICATIONS.
35	FRESH DISPLAY	FEDERAL	DAI	1	REFRIGERATED FRESH FOOD DISPLAY CABINET. REQUIRES 120/60/1 - 16 AMPS 5-20 NEMA PLUG
36	3 COMP SINK	DUKE/H&K MANUFACTURING	DAI	1	3 COMPARTMENT WITH 2, 18" DRAINBOARDS. INSTALLED BY G.C. ULS APPROVED
39A	72" X 30" WORKTABLE	DUKE MANUFACTURING	DAI	1	72" X 30". AVAILABLE WITH OR WITHOUT GALVANIZED UNDERSHELF. ORDER WITHOUT UNDERSHELF IF SODA IS STORED BENEATH TABLE.
40A	WALL SHELF	INTER METRO	DAI	3	18" x 36"SUPER ERECTA BRITE. EPOXY COATED, WALL MOUNTED SHELVES. INSTALLED BY G.C.
40B	SMART WALL SYSTEM	INTER METRO	DAI	2	SWPS-36K3, SMARTWALL G3 PREP SINK UNIT. ACCESSORIES AVAIALBLE
41	VEGETABLE SINK	DUKE/H&K MANUFACTURING	DAI	1	1 COMPARTMENT 1 RIGHT HAND 18" DRAINBOARD. INSTALLED BY G.C. ULS APPROVED
43	CLEANING PRODUCT RACK	SSDC	DAI	1	DISPENSING STATION FOR CLEANING PRODUCTS.
44	DISHWASHER	SSDC	DAI	1	33.75" H. x 24" W. x 25" D. DISHWASHER. 115/60/1 12-AMP DRAW; TO BE FUSED AT 15 AMP. HOT WATER W/ 25-95 PSI FLOW PRESSURE REQUIRED. SEE MANUFACTURER FOR DETAILS.
45	VEGETABLE SLICER	NEMCO	DAI	1	NEMCO "EASY-SLICER". MANUAL SLICER MOUNTED ON STAINLESS STEEL TABLE TOP. NSF APPROVED.
46	RETARDER CABINET	LOCKWOOD	DAI	1	REACH-IN. NSF APPROVED.
46A	RETARDER CABINET	LOCKWOOD	DAI	1	WALK-IN. NSF APPROVED.
47	2 DOOR REACH-IN COOLER	Nor-Lake	DAI	1	2 DOOR REACH IN COOLER, SELF EVAPORATING, DIRECT WIRED, NSF APPROVED. INSTALLED BY G.C.
47A	6'X6' COOLER	NORLAKE	DAI	1	6' X 6' COOLER LEFT DOOR HINGE. SELF EVAPORATING COMPRESSOR. DIRECT WIRED. NSF APPROVED. INSTALLED BY G.C.
48	2 DOOR REACH-IN FREEZER	Nor-Lake	DAI	1	2 DOOR REACH-IN FREEZER SELF EVAPORATING, DIRECT WIRED, NSF APPROVED. INSTALLED BY G.C.
48B	6'X6' FREEZER	NORLAKE	DAI	1	6' X 6' FREEZER RIGHT DOOR HINGE. SELF EVAPORATING COMPRESSOR. DIRECT WIRED. NSF APPROVED. INSTALLED BY G.C.
49A	STORAGE UNITS	INTER METRO	DAI	1	24" x 24" SUPER ERECTA BRITE
49B	STORAGE UNITS	INTER METRO	DAI	2	24" x 48" SUPER ERECTA BRITE
49C	STORAGE UNITS	INTER METRO	DAI	2	24" x 60" SUPER ERECTA BRITE
49D	STORAGE UNITS	INTER METRO	DAI	4	24" x 72" SUPER ERECTA BRITE
52	MICROWAVE	MENUMASTER/SHARP	DAI	1	5-20R OUTLET REQUIRED. 1200 WATT. 120V/60HZ/1PH 20 AMP CIRCUIT. DEDICATED CIRCUIT REQUIRED

4. Door Schedule

#	Door Size	Manufacturer	Ordered From	Count	Description
D10	36" x 84"	LOCAL	G.C.	1	DOUBLE ACTING DOOR. PAINT DOOR AND FRAME SHERWIN WILLIAMS FUNCTIONAL GRAY (SW#7024) SEMI-GLOSS.

TIPTON ASSOCIATES

RECORD DOCUMENTS - JANUARY 2019

These Record Documents have been prepared based on information provided by others. The Consultant has not verified the accuracy and/or completeness of this information and shall not be responsible for any errors or omissions that may be incorporated as a result of erroneous information provided by others.

BP3 - PCO # 320

FS400

UK - STUDENT CENTER RENOVATION AND EXPANSION - BP#3

Lexington, Kentucky

EQUIPMENT AND DIMENSIONAL PLANS

Job Number: 0990.01 MAY 2017 | Drawn By: SW | Checked By: DZ | Revision: 17

This Drawing and the Design shown thereon are the property of Omni Architects. The reproduction, copying or other use of this Drawing or Design without the express consent of Omni Architects is prohibited.

Omni ARCHITECTS
212 North Upper Street
Lexington, Kentucky 40507-1001
p 859.252.6664
www.omniarchitects.com

PERKINS + WILL
1315 Peachtree Street
Atlanta, Georgia 30309
p 404.873.2300
www.perkinswill.com

TIPTON ASSOCIATES

RESTROOM DRYWALL | GYPSUM BOARD | 2' X 2' VINYL DROP | 2' X 2' DROP

FOOD PREP AREAS MUST HAVE A WASHABLE CEILING.

ALL CEILING STYLES SUPPLIED BY G.C. AS NEEDED

OPEN CEILINGS AND 2' X 2' DROP CEILINGS (PADS AND SPLINES) PAINTED WITH FUNCTIONAL GRAY (SHERWIN WILLIAMS #SW7024).

DRYWALL, GYPSUM BOARD, AND 2' X 2' VINYL DROP CEILINGS (PADS AND SPLINES) PAINTED WITH SUPER WHITE (SHERWIN WILLIAMS #SW6995).

RESTROOM DRYWALL CEILINGS INSTALLED AT A HEIGHT OF 8'- 0" A.F.F.

5. Ceiling Fixture and Lighting Schedule

#	Model	Manufacturer	Ordered From	Count	Description
C2	4" RECESSED DOWNLIGHT	SSL/PHILIPS/LIGHTOLIER	DAI	9	RECESSED 4" LED DOWNLIGHT. 120V, 3500K, 1000 LUMEN OUTPUT.
C3	2' X 2' RECESSED LED LIGHT	SSL/LIGHTOLIER	DAI	11	RECESSED 36W LED LIGHT FIXTURE. SUPPLIED BY SPECIALTY LIGHTING GROUP
C9	MINI CYLINDER PENDANT	SSL/CONTECH LIGHTING	DAI	2	MINI 3.5" LED CYLINDER PENDANT FIXTURE. 6.5" TALL WITH FLEXIBLE CABLE MOUNT. 120V, 3500K, 1100 LUMEN OUTPUT.
C10	2" RECESSED DOWNLIGHT	SSL/CONTECH LIGHTING	DAI	2	RECESSED 2" LED DOWNLIGHT. 120V, 3500K, 1000 LUMEN OUTPUT.
C12	SUSPENDED LINEAR CHANNEL LIGHT	SSL/OPTIC ARTS	DAI	1	CUSTOM: 16'-2" LENGTH WITH 17'-8" RETURN.
C12B	SUSPENDED LINEAR CHANNEL LIGHT	SSL/OPTIC ARTS	DAI	1	CUSTOM: 11'-11" LENGTH WITH 4'-2" RETURN.
C14	OVEN EXHAUST	CAPTIVE AIRE	DAI	2	HIGH SPEED DIRECT DRIVE CENTRIFUGAL UPBLAST EXHAUST FAN WITH SPEED CONTROL. .250 HP, 1PHS, 115V, 60Hz, 1.3 FLA.

6. Floor Schedule

Symbol	Floor	Manufacturer	Ordered From	Area	Description
F2	SERVICE AREA / BACKROOM	CROSSVILLE	DAI	919.68 ft²	"DEVON" 8" X 8" PORCELAIN FLOOR TILES. 1/16" THICK GROUT LINES. LATICRETE SPECTRA LOCK 2000 IG, COLOR: 35 MOCHA EPOXY GROUT.

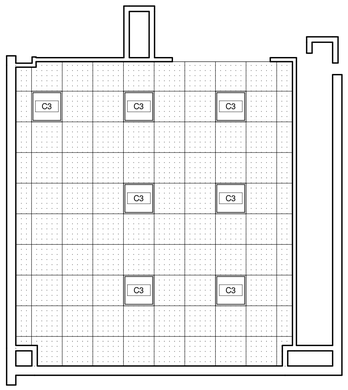

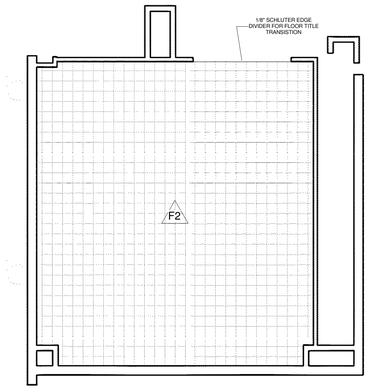

Refer to ASI 372 - Subway BOH A162H Soffit and Ceiling Height to Conceal MEP -(01/24/18) Attached

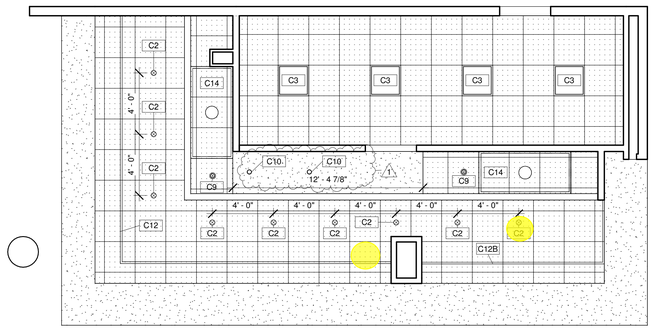

1 CEILING & LIGHTING PLAN
1/4" = 1'-0"

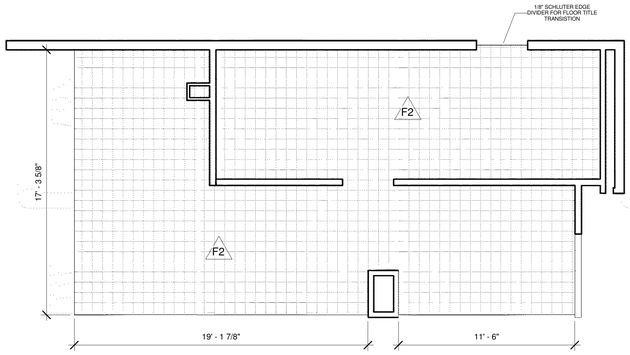

2 FLOOR FINISH PLAN
1/4" = 1'-0"

UK - STUDENT CENTER RENOVATION AND EXPANSION - BP#3

Lexington, Kentucky

RCP AND FINISH PLANS / LEGENDS

Job Number: 0990.01 MAY 2017 | Drawn By: SW | Checked By: DZ | Revision: 17

DARRIN BADON REGISTERED ARCHITECT COMMONWEALTH OF KENTUCKY

This Drawing and the Design shown thereon are the property of Omni Architects. The reproduction, copying or other use of this Drawing or any part thereof without the consent of Omni Architects is prohibited.

TIPTON ASSOCIATES

PERKINS + WILL
1315 Peachtree Street
Atlanta, Georgia 30309
p.404.873.2300
www.perkinswill.com

Omni ARCHITECTS
212 North Upper Street
Lexington, Kentucky 40507-1001
p.859.252.6664
www.omniarchitects.com

TIPTON ASSOCIATES

RECORD DOCUMENTS - JANUARY 2019

These Record Documents have been prepared based on information provided by others. The Consultant has not verified the accuracy and/or completeness of this information and shall not be responsible for any errors or omissions that may be incorporated as a result of erroneous information provided by others.

BP3 - PCO # 320

FS401

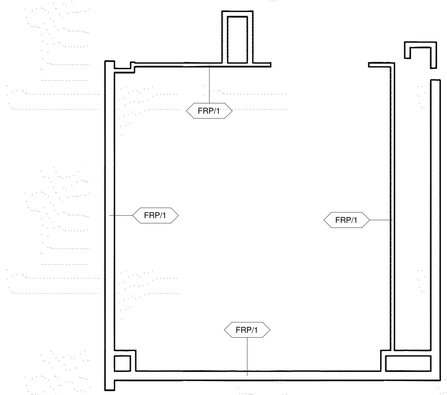

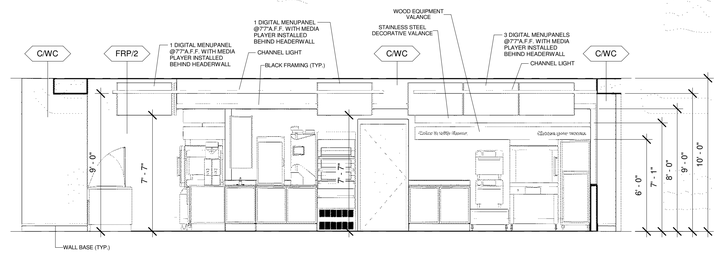

4 C1
1/4" = 1'-0"

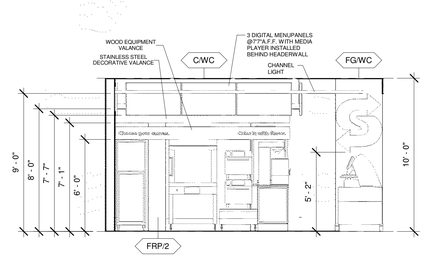

5 D1
1/4" = 1'-0"

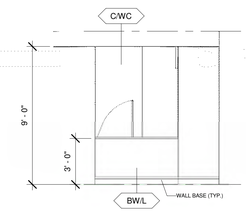

6 E1
1/4" = 1'-0"

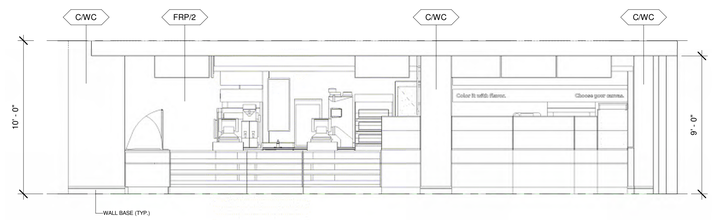

2 A1
1/4" = 1'-0"

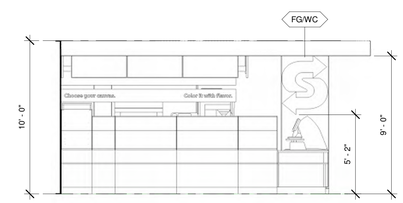

3 B1
1/4" = 1'-0"

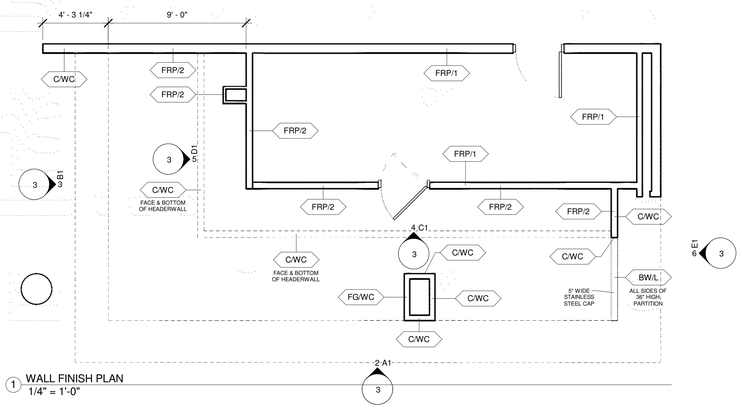

1 WALL FINISH PLAN
1/4" = 1'-0"

7. Wall Covering Schedule

Symbol	Model	Manufacturer	Ordered From	Area	Yards	Description
C/WC	CHEVRON WALLCOVERING	SUNGLO FABRICS	DAI/GC	228.45 ft²	25	52" WIDE VINYL "CHEVRON" WALLCOVERING. INSTALLED VERTICALLY BY G.C.
FG/WC	FOCAL GREEN WALLCOVERING	SUNGLO FABRICS	DAI/GC	23.54 ft²	3	BRIGHT GREEN FOCAL VINYL WALLCOVERING. #92456, E-349 HEAVY CORD. COLOR: PANTONE 367C-GRADATION-DARKER COLOR.

8. FRP Schedule

Symbol	Model	Manufacturer	Ordered From	Area	# Of Sheets	Description
FRP/1	FIBERGLASS REINFORCED PANELS	MARLITE	DAI/GC	1343.59 ft²	43	4' X 9' X 3/32" FIBERGLASS REINFORCED PANELS - WATER RESISTANT COVERING. WHITE. WHITE PVC TRIM.
FRP/2	SERVICE AREA FRP	MARLITE	DAI/GC	468.02 ft²	15	47 1/2" X 95 1/2" X 3/32" FIBERGLASS REINFORCED PANELS. INDURO FRP. PREFINISHED WITH WILSONART CLASSIC LINEN 4943-38. HARMONIZING ALUMINUM TRIM, PAINTED WITH SHERWIN WILLIAMS GOSSAMER VEIL (#SW 9165) EGGSHELL FINISH. INSTALLED VERTICALLY BY G.C.

FRP CALCULATION WORKSHEET	WHITE FRP (FRP/1)	SERVICE AREA FRP (FRP/2)
PVC DIVISON MOLDING (NUMBER OF FRP PANELS MINUS 1)	37	13
PVC INSIDE CORNER (INSIDE CORNERS WHERE FRP MEET)	11	2
PVC OUTSIDE (OUTSIDE CORNERS WHERE FRP MEET)	3	1
PVC CAP MOLDING (EDGES WHERE FRP BEGINS & ENDS & DOORWAYS)	6	4

TIPTON ASSOCIATES

RECORD DOCUMENTS - JANUARY 2019

These Record Documents have been prepared based on information provided by others. The Consultant has not verified the accuracy and/or completeness of this information and shall not be responsible for any errors or omissions that may be incorporated as a result of erroneous information provided by others.

BP3 - PCO # 320

FS402

UK - STUDENT CENTER RENOVATION AND EXPANSION - BP#3

Lexington, Kentucky

WALL FINISH PLAN, SCHEDULES, AND INTERIOR ELEVATIONS

Job Number: 0990.01 MAY 2017 | Drawn By: SW | Checked By: DZ | Revision: 17

This Drawing and the Design shown thereon are the property of Omni Architects. The reproduction, copying or other use of this Drawing or Design without the express consent of Omni Architects is prohibited.

Omni ARCHITECTS
212 North Upper Street
Lexington, Kentucky 40507-1001
p 859.252.6664
www.omniarchitects.com

PERKINS + WILL
1315 Peachtree Street
Atlanta, Georgia 30309
p 404.873.2300
www.perkinswill.com

TIPTON ASSOCIATES

DARRIN BADON REGISTERED ARCHITECT COMMONWEALTH OF KENTUCKY

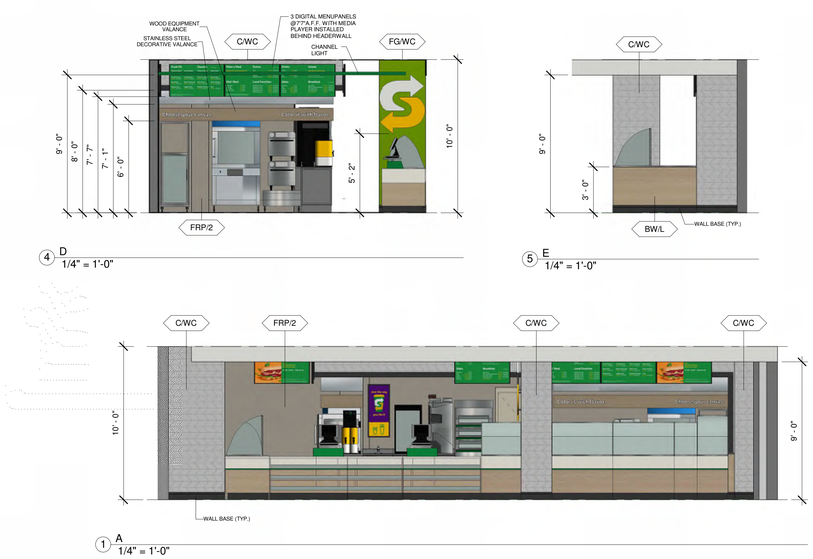

1 A
1/4" = 1'-0"

2 B
1/4" = 1'-0"

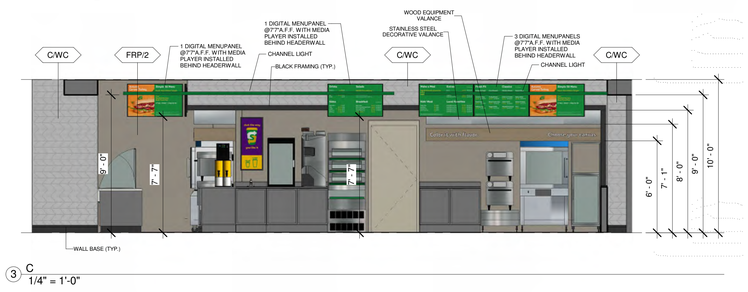

3 C
1/4" = 1'-0"

4 D
1/4" = 1'-0"

5 E
1/4" = 1'-0"

6 STORE OVERVIEW 1

7 STORE OVERVIEW 2

UK - STUDENT CENTER RENOVATION AND EXPANSION - BP#3

Lexington, Kentucky

RENDERED ELEVATIONS AND PERSPECTIVE VIEWS

Job Number: 0990.01 MAY 2017 Drawn By: SW Checked By: DZ Revision: 17

This Drawing and the Design shown thereon are the property of Omni Architects. The reproduction, copying or other use of this Drawing or Design without the written consent of Omni Architects is prohibited.

Omni ARCHITECTS
212 North Upper Street
Lexington, Kentucky 40507-1001
p 859.252.6664
www.omniarchitects.com

PERKINS + WILL
1315 Peachtree Street
Atlanta, Georgia 30309
p 404.873.2300
www.perkinswill.com

TIPTON ASSOCIATES

DARRIN BADOM REGISTERED COMMONWEALTH OF KENTUCKY ARCHITECT

RECORD DOCUMENTS - JANUARY 2019

These Record Documents have been prepared based on information provided by others. The Consultant has not verified the accuracy and/or completeness of this information and shall not be responsible for any errors or omissions that may be incorporated as a result of erroneous information provided by others.

TIPTON ASSOCIATES

BP3 - PCO # 320

FS403

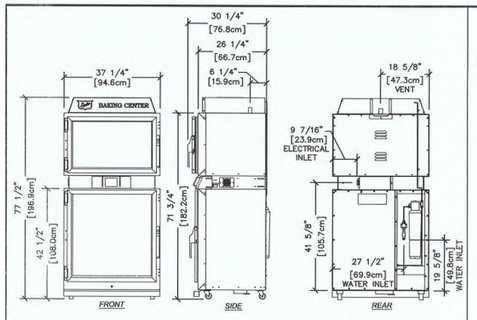

MODEL:TSC-6/18
1/4" WATERLINE IS REQUIRED FOR PROOFER. MINIMUM WATER PRESSURE SPECIFICATIONS FOR THE 1/4" WATER CONNECTION IS 30 psi.

FIELD WIRING REQUIRED PER LOCAL CODE UNIT IS SHIPPED FROM FACTORY TO BE HARDWIRED ON SITE. THE TSC-6/18 HAS UL, CSA, ANSI, CE & WEEE LISTINGS.

LINE RATING-ELECTRICAL SPECIFICATIONS

VOLTAGE	FREQUENCY	PHASE	WATTS	AMPS	SHIP WT.
208	60	SINGLE	6650	32	650 LBS.
208	60	3P	6650	32.1	650 LBS.
240	50 & 60	SINGLE	7200	30	650 LBS.
240	60	3P	7200	30.1	650 LBS.
380-415	50	3N	7200	30.2	650 LBS.

DUKE TSC-6/18 DIGITAL BREAD OVEN/PROOFER

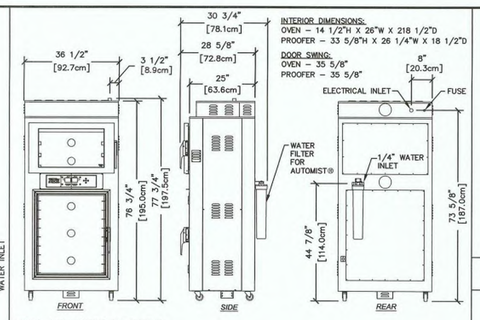

MODEL: NVT 3/91/4" WATERLINE IS REQUIRED FOR PROOFER. MINIMUM WATER PRESSURE SPECIFICATIONS FOR THE 1/4" WATER CONNECTION IS 30 psi.

WATTAGE:
OVEN: 5000 – PROOFER: 1200
FIELD WIRING REQUIRED PER LOCAL CODE UNIT IS SHIPPED FROM FACTORY TO BE HARDWIRED ON SITE. THE NVT 3/9 HAS ETL CUS & NSF LISTINGS.

ELECTRICAL SPECIFICATIONS

VOLTAGE	PHASE	AMPS	KILOWATTS	NO. WIRES	SHIP WT.
120/208	1	32	5.135	4	570 LBS.
120/240	1	28	5.135	4	570 LBS.
120/208	3	21	5.135	5	570 LBS.
120/240	3	18	5.135	5	570 LBS.

NU-VU NVT 3/9 DIGITAL BREAD OVEN/PROOFER

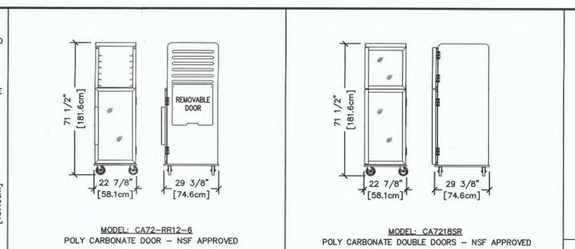

MODEL: CA72-RR12-6
POLY CARBONATE DOOR – NSF APPROVED

LOCKWOOD COMBI (OPEN/ENCLOSED) BREAD CABINET

MODEL: CA7218SR
POLY CARBONATE DOUBLE DOORS – NSF APPROVED

LOCKWOOD COMPANION ENCLOSED BREAD CABINET

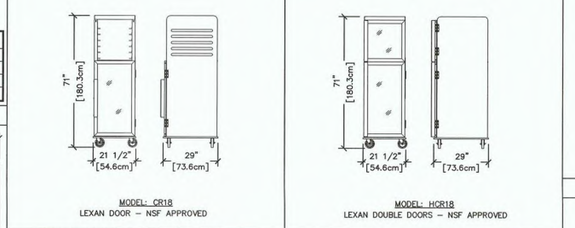

MODEL: CR18
LEXAN DOOR – NSF APPROVED

NUVU (OPEN/ENCLOSED) BREAD CABINET

MODEL: HCR18
LEXAN DOUBLE DOORS – NSF APPROVED

NUVU ENCLOSED BREAD CABINET

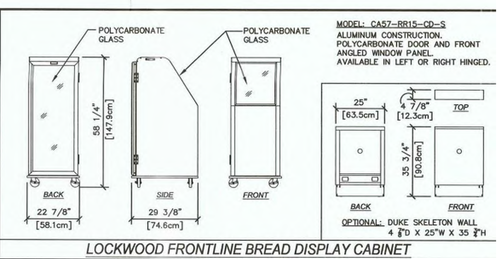

MODEL: CA57-RR15-CD-S
ALUMINUM CONSTRUCTION.
POLYCARBONATE DOOR AND FRONT ANGLED WINDOW PANEL.
AVAILABLE IN LEFT OR RIGHT HINGED.

OPTIONAL: DUKE SKELETON WALL
4 3/8"D X 25"W X 35 3/4"H

LOCKWOOD FRONTLINE BREAD DISPLAY CABINET

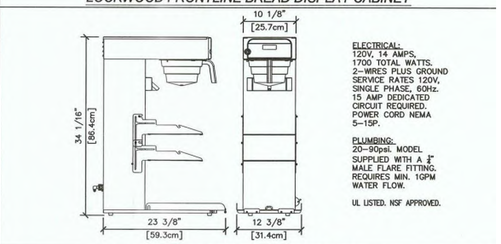

ELECTRICAL:
120V, 14 AMPS,
1700 TOTAL WATTS.
2-WIRES PLUS GROUND
SERVICE RATES 120V,
SINGLE PHASE, 60Hz.
15 AMP DEDICATED
CIRCUIT REQUIRED.
POWER CORD NEMA
5-15P.

PLUMBING:
20-90psi. MODEL
SUPPLIED WITH A 3/8"
MALE FLARE FITTING.
REQUIRES MIN. 1GPM
WATER FLOW.

UL LISTED. NSF APPROVED.

BUNN INFUSION ITCB BREWER

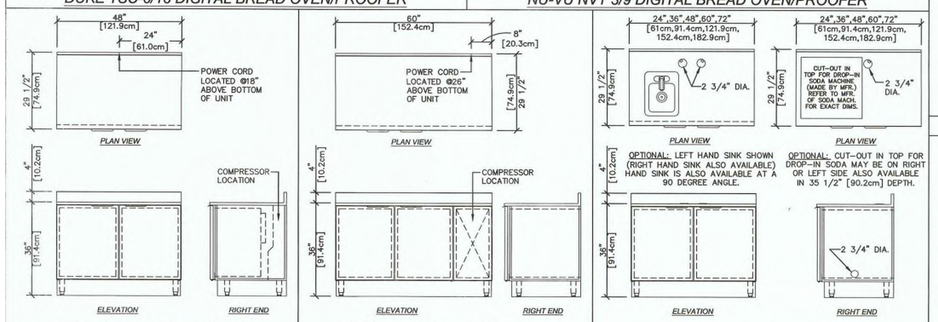

FONT HILL PEAR LAMINATE ON DOORS AND SIDES WITH STAINLESS STEEL TOP.
UL, C-UL AND UL-S LISTED
ELECTRICAL SPECIFICATIONS
120/60/1, 3.8 AMPS. 6' CORD & PLUG (NEMA #5-15)

48" DUKE REFRIGERATED BACK BAR

FONT HILL PEAR LAMINATE ON DOORS AND SIDES WITH STAINLESS STEEL TOP.
UL, C-UL AND UL-S LISTED
ELECTRICAL SPECIFICATIONS
120/60/1, 6 AMPS. 6' CORD & PLUG (NEMA #5-15)

60" DUKE REFRIGERATED BACK BAR

OPTIONAL: LEFT HAND SINK SHOWN (RIGHT HAND SINK ALSO AVAILABLE) HAND SINK IS ALSO AVAILABLE AT A 90 DEGREE ANGLE.

OPTIONAL: CUT-OUT IN TOP FOR DROP-IN SODA MAY BE ON RIGHT OR LEFT SIDE ALSO AVAILABLE IN 35 1/2" [90.2cm] DEPTH.

OPTIONAL: REINFORCED TOP TO HOLD COUNTER TOP MOUNTED SODA MACHINE AVAILABLE.
FONT HILL PEAR LAMINATE ON DOORS AND SIDES WITH STAINLESS STEEL TOP.
UL, C-UL AND UL-S LISTED

DUKE BACK COUNTER

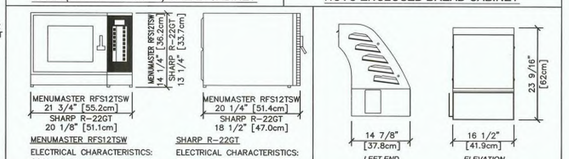

MENUMASTER RFS12TSW
ELECTRICAL CHARACTERISTICS:
COOKING POWER: 1200 WATTS
POWER REQUIRED: 120 VOLT
60 HERTZ
2000 WATTS
20 AMPS
PLUG TYPE: 5-20
POWER CORD: 5' (1.5M)
FREQUENCY: 2450 MHz
ETL LISTED

SHARP R-22GT
ELECTRICAL CHARACTERISTICS:
COOKING POWER: 1200 WATTS
POWER REQUIRED: 120 VOLT
60 HERTZ
2000 WATTS
20 AMPS
PLUG TYPE: 5-20
POWER CORD: 5' (1.5M)
FREQUENCY: 2450 MHz
SAFETY STANDARDS:
UP, FCC, DHHS, NSF

MICROWAVE OVEN

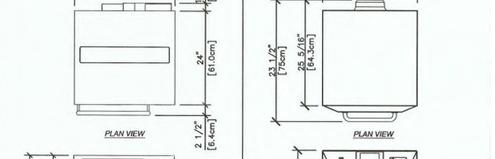

MANUFACTURER:
NEMCO FOOD EQUIPMENT, LTD.
POLYCARBONATE AND POWDER COATED STEEL DESIGN
SUBWRAP/NAPKIN RISER
SUBWAY GRAPHICS ON RISER FRONT
FIVE INTERCHANGABLE DRAWERS, 120 COOKIE CAPACITY
COOKIE SLEEVE HOLDER
NSF LISTED

COOKIE DISPLAY CASE

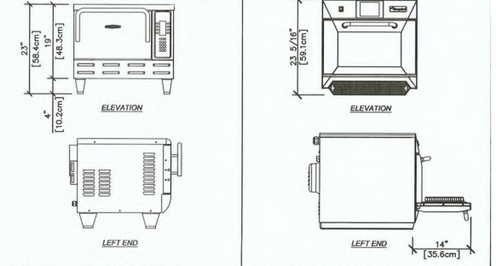

ENCORE MICROWAVE/CONVECTION OVEN
MULTI-SPEED CONVECTION BLOWER WITH INDEPENDENTLY CONTROLLED BOTTOM BROWNING ELEMENT.
STAINLESS STEEL FRONT, TOP, AND BACK. SIDES PANELS ARE BLACK POWDER COATED.
ELECTRICAL:
208/240 VAC, 60 HZ, 1 PH. (220V AVAILABLE)
NAMEPLATE RATING 30 AMP
PLUG/CORD: NEMA 6-30P/5[1.5M], HO7RN-F
(220V: IEC 309, 3-PIN, 32 AMP)
MAX INPUT: 5990/6675 WATTS (220V: 6700 WATTS)
MICROWAVE INPUT: 3500 WATTS)220V: 3500 WATTS)
CERTIFICATIONS: UL, cUL, NSF, FDA, FCC

TURBOCHEF RAPID COOK OVEN

EIKON E4S MICROWAVE/CONVECTION/IMPINGEMENT OVEN
MODEL NO. E4S
ACCELERATED COOKING TECHNOLOGY
VENTLESS OPERATION
easyTOUCH, ICON DRIVEN TOUCH SCREEN CONTROLS
STAINLESS STEEL FRONT, TOP, SIDES AND BACK.
ELECTRICAL:
208/240 VAC, 60 HZ, 1 PH/3 PH
NAMEPLATE RATING 30 AMP
PLUG/CORD: NEMA 6-30P/6[1.8M]
POWER CONSUMPTION: 6200 WATTS
POWER OUTPUT (MICROWAVE): 1500 WATTS
POWER OUTPUT (CONVECTION): 3.2Kw
NSF, CE AND UL LISTED

MERRYCHEF RAPID COOK OVEN

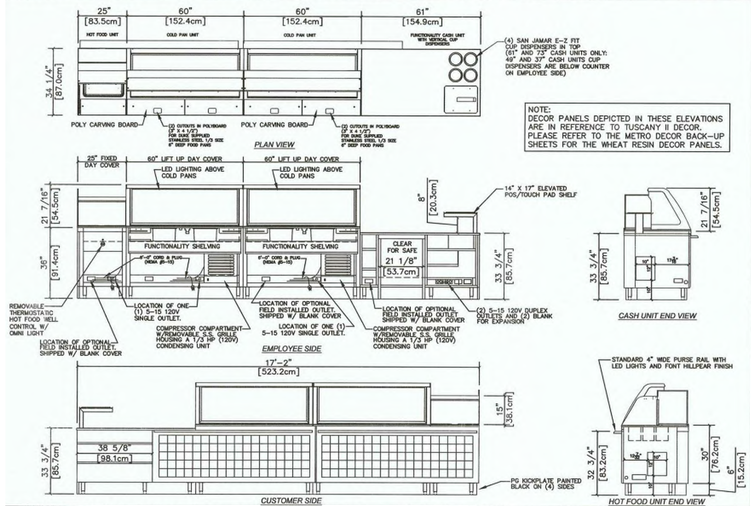

-SHOWN ABOVE: 17'-2" FRONT COUNTER W/ LEFT HAND 25"[83.5cm] HOT FOOD UNIT, (2) 60"[152.4cm] COLD PAN UNITS AND 61"[154.9cm] CASH UNIT.
-LEFT HAND AND RIGHT HAND WARMER UNITS AVAILABLE.
-CASH UNIT LENGTHS AVAILABLE: 73"[185.4cm] 61"[154.9cm] 49"[124.5cm] 37"[94.0cm]
NOTE: 37" AND 49" CASH UNIT EACH HAVE A SMALL SAFE OPENING OF 13 3/16"[33.5cm] X 16 1/4" [41.2cm].
-COLD PAN UNIT LENGTHS AVAILABLE: 85"[218.4cm] 74"[188.0cm] 60"[152.4cm] 48"[121.9cm].
-HOT FOOD UNIT LENGTHS AVAILABLE: 61"[154.9cm] 49"[124.5cm] 37"[94.0cm] 25"[83.5cm].
-EXTENSIONS TO HOT FOOD, CASH UNITS AND CASH/BEVERAGE END UNITS AVAILABLE AT 12"[30.5cm] 24"[61cm] 36"[91.4cm] 48"[121.9cm] 60"[152.4cm] AND 72"[182.9cm].
-EXTENSIONS WITH ADDITIONAL CASH DRAWER ALSO AVAILABLE).

ELECTRICAL SPECIFICATIONS
-HOT FOOD UNIT: 120/60/1, 4.5A OR 220/50/1 3.5A. 750 WATTS.
-COLD PAN UNITS: 48" & 60" UNIT: 1/3HP, 120/60/1, 8.5A OR 220/50/1, 3.8A
74" & 86" UNIT: 1/4HP-500 WATTS, 120/60/1, 8.5A OR 220/50/1, 4.5A
-6 ELEC. OUTLETS BUILT INTO CASH UNIT FOR COLD PANS, HOT FOOD UNIT, POS POWER CONDITIONER, PRINTER, ETC. (NEMA #5-15)
-ELECTRICAL CONNECTIONS MUST COMPLY WITH LOCAL AND STATE CODES.
-NSF AND ULS APPROVED
-C-UP AND UP LISTED

DUKE FRONT COUNTER

NOTE:
DECOR PANELS DEPICTED IN THESE ELEVATIONS ARE IN REFERENCE TO TUSCANY II DECOR. PLEASE REFER TO THE METRO DECOR BACK-UP SHEETS FOR THE WHEAT RESIN DECOR PANELS.

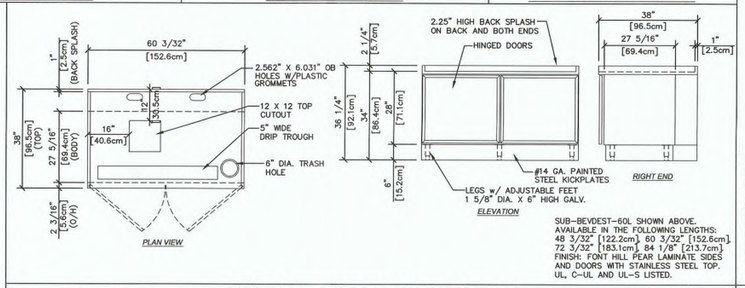

SUB-BEVDEST-60L SHOWN ABOVE.
AVAILABLE IN THE FOLLOWING LENGTHS:
48 3/32" [122.2cm], 60 3/32" [152.6cm], 72 3/32" [183.1cm], 84 1/8" [213.7cm]
FINISH: FONT HILL PEAR LAMINATE SIDES AND DOORS WITH STAINLESS STEEL TOP.
UL, C-UL AND UL-S LISTED.

DUKE BEVERAGE DESTINATION CENTER

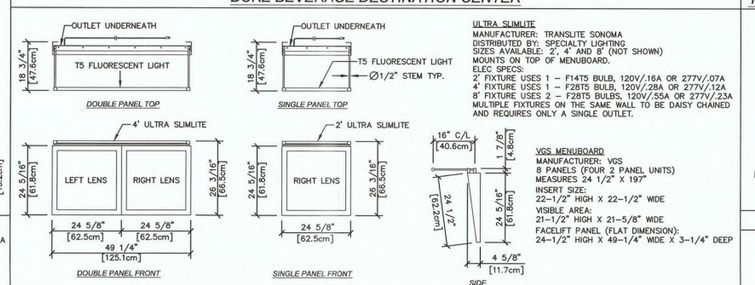

ULTRA SLIMLITE
MANUFACTURER: TRANSLITE SONOMA
DISTRIBUTED BY: SPECIALTY LIGHTING
SIZES AVAILABLE: 2', 4' AND 8' (NOT SHOWN)
MOUNTS ON TOP OF MENUBOARD.
ELEC SPECS:
2' FIXTURE USES 1 – F14T5 BULB, 120V/.16A OR 277V/.07A
4' FIXTURE USES 1 – F28T5 BULB, 120V/.28A OR 277V/.12A
8' FIXTURE USES 2 – F28T5 BULBS, 120V/.55A OR 277V/.23A
MULTIPLE FIXTURES ON THE SAME WALL TO BE DAISY CHAINED AND REQUIRES ONLY A SINGLE OUTLET.

VGS MENUBOARD
MANUFACTURER: VGS
8 PANELS (FOUR 2 PANEL UNITS)
MEASURES 24 1/2" X 197"
INSERT SIZE:
22-1/2" HIGH X 22-1/2" WIDE
VISIBLE AREA:
21-1/2" HIGH X 21-5/8" WIDE
FACELIFT PANEL (FLAT DIMENSION):
24-1/2" HIGH X 49-1/4" WIDE X 3-1/4" DEEP

VGS MENUBOARD WITH ULTRA SLIMLITE

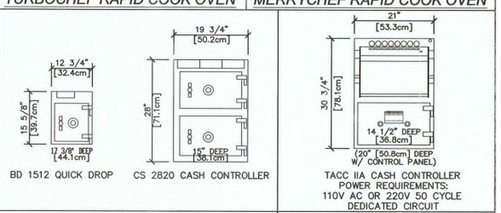

BD 1512 QUICK DROP

CS 2820 CASH CONTROLLER

C.S.S. SAFES

TACC IIA CASH CONTROLLER
POWER REQUIREMENTS:
110V AC OR 220V 50 CYCLE
DEDICATED CIRCUIT

TIDEL SAFE

TIPTON ASSOCIATES

RECORD DOCUMENTS - JANUARY 2019

These Record Documents have been prepared based on information provided by others. The Consultant has not verified the accuracy and/or completeness of this information and shall not be responsible for any errors or omissions that may be incorporated as a result of erroneous information provided by others.

PCO #320

BP3 - PCO # 320

FS404

UK - STUDENT CENTER RENOVATION AND EXPANSION - BP#3

Lexington, Kentucky

EQUIPMENT BACK-UP SHEET

Job Number: 0990.01 | MAY 2017 | Drawn By: SW | Checked By: DZ | Revision: 20

Omni ARCHITECTS
212 North Upper Street
Lexington, Kentucky 40507-1001
p 859.252.6664
www.omniarchitects.com

PERKINS + WILL
1315 Peachtree Street
Atlanta, Georgia 30309
p 404.873.2300
www.perkinswill.com

TIPTON ASSOCIATES

This Drawing and the Design shown thereon are the property of Omni Architects. The reproduction, copying or other use of this Drawing or any part thereof without the consent of Omni Architects is prohibited.

DARRIN BADOM REGISTERED 19 COMMONWEALTH OF KENTUCKY ARCHITECT

OPENING WITH GRILL OR LOUVRES (MIN. SIZE 15"H. X 26"W.) IN HEADER WALL RECOMMENDED FOR VENTILATION OF ROOF MOUNTED COMPRESSOR.

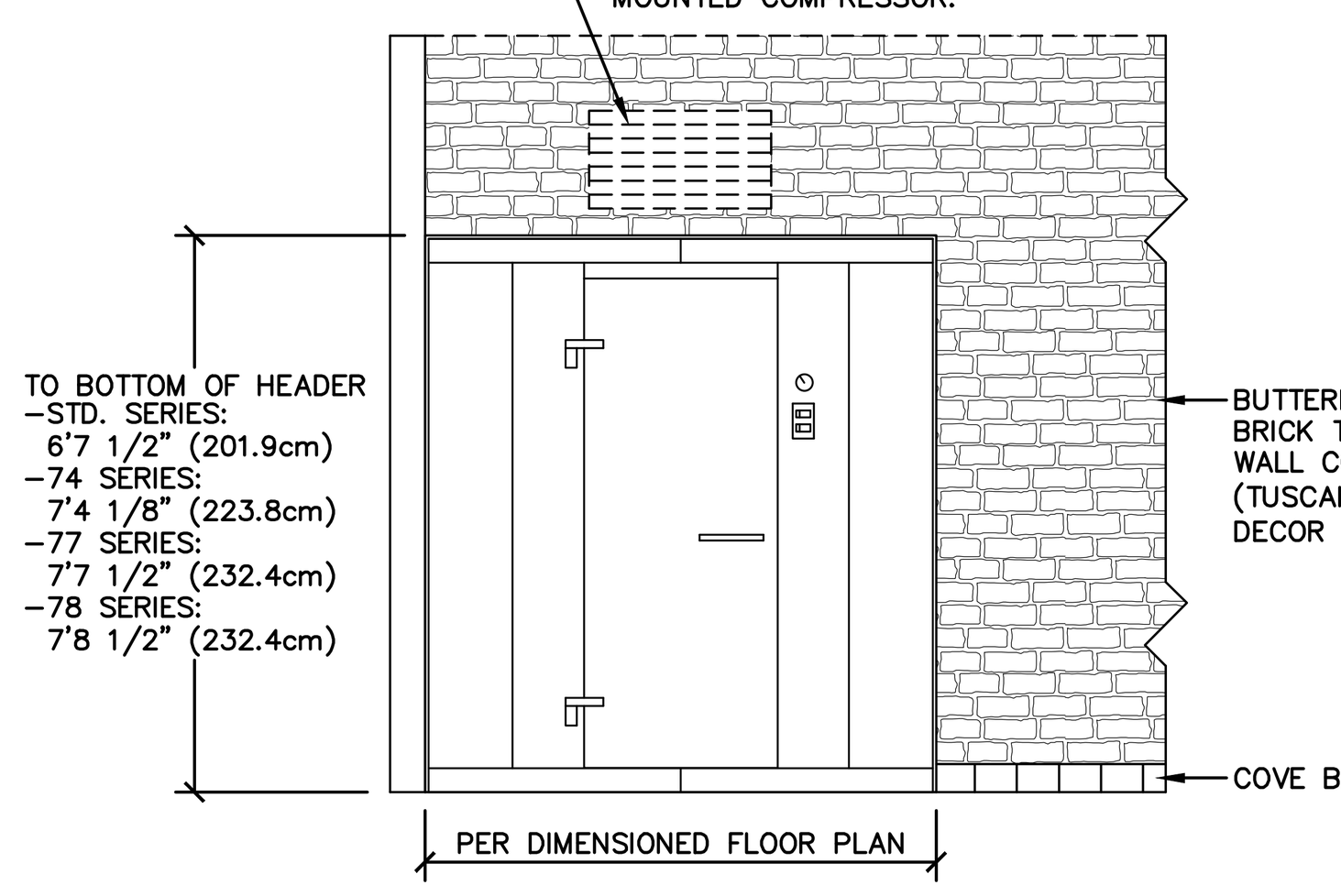

THIS DRAWING APPLIES TO MODELS KLB AND KLF 56, 66, 68 AND 683 IN STD, 74, 77 AND 78 SERIES. REFER TO NORLAKE KOLD LOCKER SERIES REFRIGERATOR AND FREEZER DRAWINGS AND TABLE BELOW FOR EXACT DIMENSIONS OF UNITS.

NORLAKE WALK-IN 6' X 6', 6' X 8' OR 8' X 6' REFRIGERATOR OR FREEZER WITH FACE THROUGH WALL TYPICAL ELEVATION DETAIL

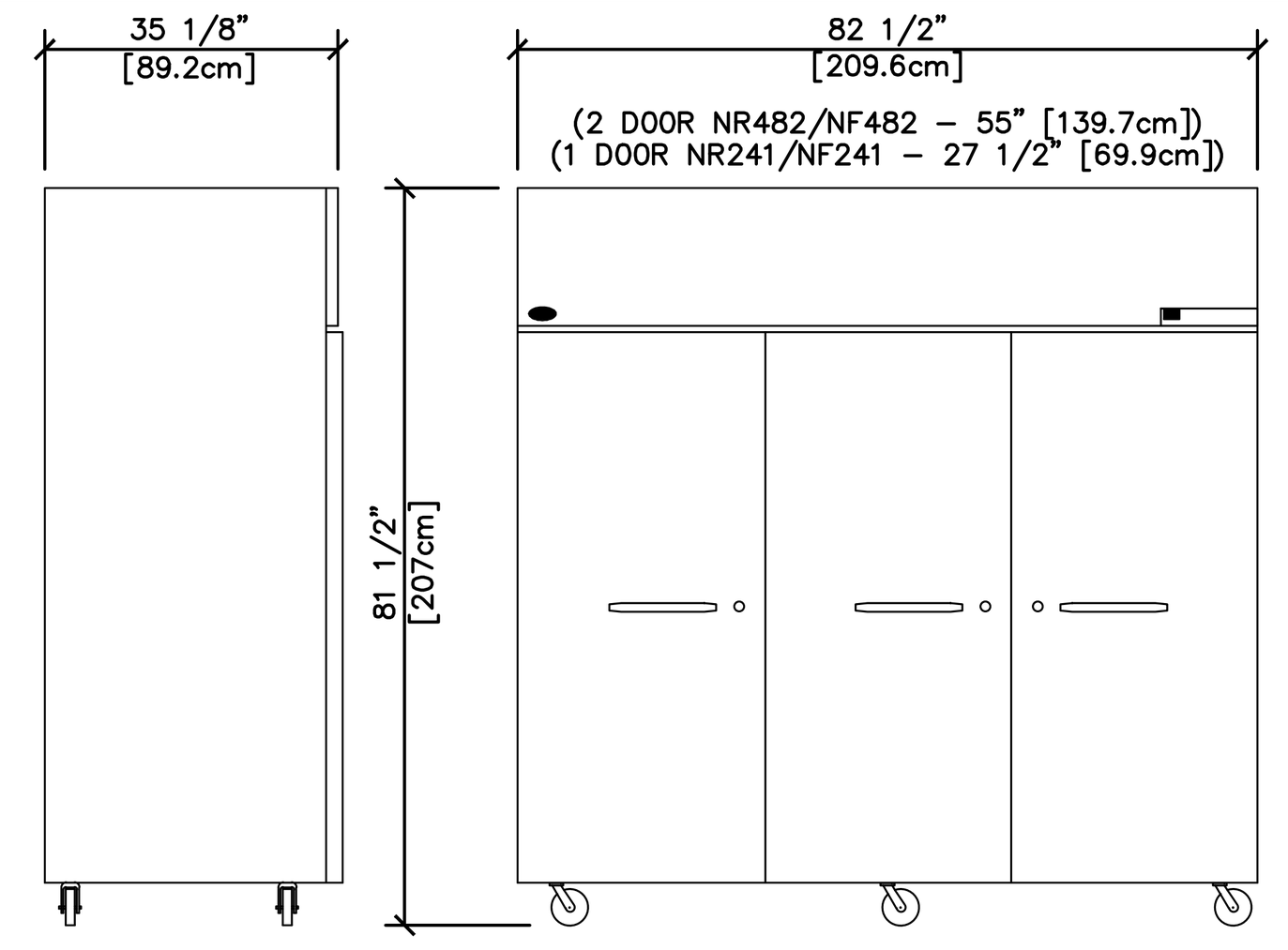

MODEL NR803SSS/0 OR NF803SSS/0 SHOWN

MODEL #	VOLTS/HZ/PH	AMPS.	INTERIOR CU. FT.
NR241SSS/0	115/60/1	8.6	22.5
NR522SSS/0	115/60/1	10.7	48.8
NR803SSS/0	115/60/1	10.4	75.0
NF241SSS/0	115/60/1	12	22.5
NF522SSS/0	115/60/1	12.4	48.8
*NF803SSS/0	115/60/1	15	75.0

*20 AMP FUSE IS REQUIRED.

ALL SYSTEMS – CORD & PLUG SUPPLIED NSF APPROVED UL LISTING #SA-3931 CSA LISTING 18542-23

NORLAKE REFRIGERATOR / FREEZER

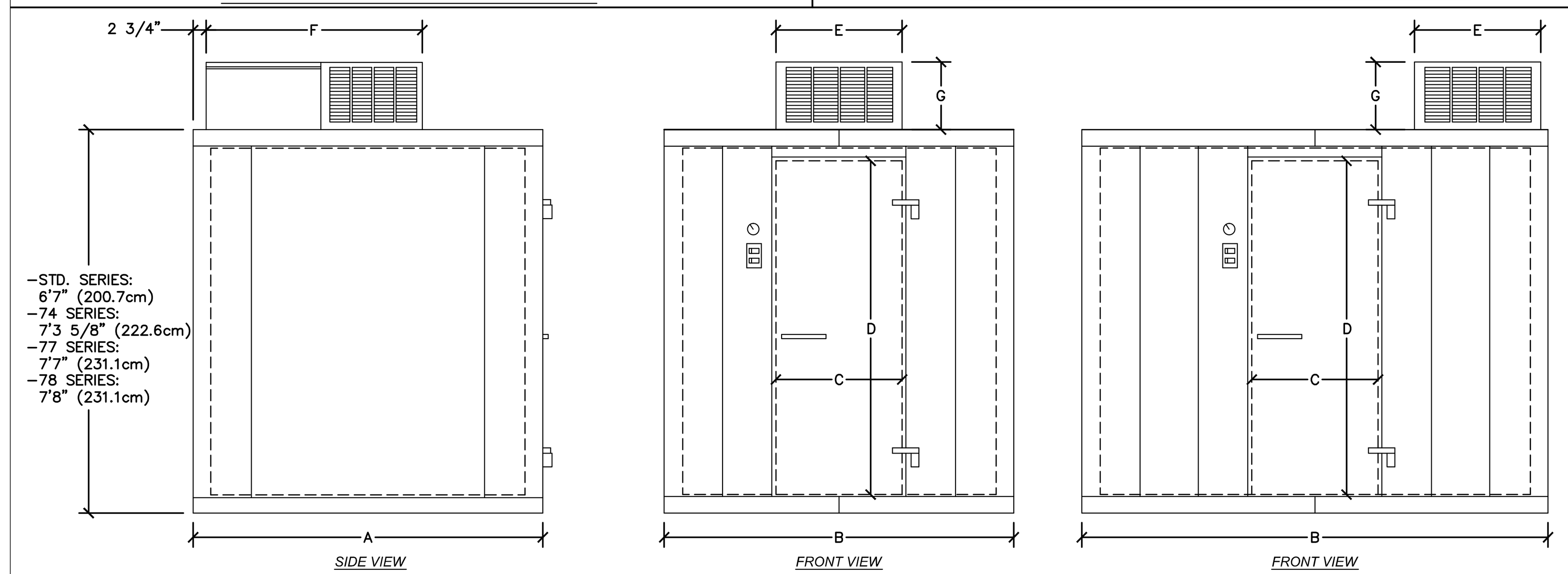

NOTE: KLB = REFRIGERATOR. KLF = FREEZER.

MODEL #	A	B	C	D	E	F	G	INTERIOR CU. FT.	VOLTS/HZ/PH	MINIMUM CIRCUIT AMPS	TOTAL SYSTEM AMPS	MAXIMUM FUSE SIZE
KLB66-CX-SUB	6' (182.9cm)	6' (182.9cm)	26" (66cm)	66" (167.6cm)	37" (94cm)	48 1/4" (122.6cm)	14 7/8" (37.7cm)	168	208-230/60/1	10.5	8.7	15
KLB68-CX-SUB	8' (243.8cm)	6' (182.9cm)	26" (66cm)	66" (167.6cm)	37" (94cm)	48 1/4" (122.6cm)	14 7/8" (37.7cm)	231	208-230/60/1	11.9	10	15
KLB683-CX-SUB	6' (182.9cm)	8' (243.8cm)	26" (66cm)	66" (167.6cm)	37" (94cm)	48 1/4" (122.6cm)	14 7/8" (37.7cm)	231	208-230/60/1	11.9	10	15
KLB7466-CX-SUB	6' (182.9cm)	6' (182.9cm)	26" (66cm)	78" (198.1cm)	37" (94cm)	48 1/4" (122.6cm)	14 7/8" (37.7cm)	196	208-230/60/1	11.9	10	15
KLB7468-CX-SUB	8' (243.8cm)	6' (182.9cm)	26" (66cm)	78" (198.1cm)	37" (94cm)	48 1/4" (122.6cm)	14 7/8" (37.7cm)	270	208-230/60/1	11.9	10	15
KLB74683-CX-SUB	6' (182.9cm)	8' (243.8cm)	26" (66cm)	78" (198.1cm)	37" (94cm)	48 1/4" (122.6cm)	14 7/8" (37.7cm)	270	208-230/60/1	11.9	10	15
KLB7766-CX-SUB	6' (182.9cm)	6' (182.9cm)	26" (66cm)	78" (198.1cm)	37" (94cm)	48 1/4" (122.6cm)	14 7/8" (37.7cm)	196	208-230/60/1	10.5	8.7	15
KLB7768-CX-SUB *	8' (243.8cm)	6' (182.9cm)	26" (66cm)	78" (198.1cm)	37" (94cm)	48 1/4" (122.6cm)	14 7/8" (37.7cm)	270	208-230/60/1	11.9	8.7	15
KLB77683-CX-SUB *	6' (182.9cm)	8' (243.8cm)	26" (66cm)	78" (198.1cm)	37" (94cm)	48 1/4" (122.6cm)	14 7/8" (37.7cm)	270	208-230/60/1	11.9	8.7	15
KLF66-CX *	6' (182.9cm)	6' (182.9cm)	26" (66cm)	66" (167.6cm)	39" (99.1cm)	48 1/4" (122.6cm)	14 7/8" (37.7cm)	168	208-230/60/1	13.4 13.4 DEFROST	8.2	15
KLF68-CX *	8' (243.8cm)	6' (182.9cm)	26" (66cm)	66" (167.6cm)	36 1/2" (92.7cm)	59" (149.9cm)	22 7/8" (58.1cm)	231	208-230/60/1	8.8 10.8 DEFROST	9.1	15
KLF683-CX	6' (182.9cm)	8' (243.8cm)	26" (66cm)	66" (167.6cm)	36 1/2" (92.7cm)	59" (149.9cm)	22 7/8" (58.1cm)	231	208-230/60/1	8.8 10.8 DEFROST	9.1	15
KLF7766-CX	6' (182.9cm)	6' (182.9cm)	26" (66cm)	78" (198.1cm)	39" (99.1cm)	48 1/4" (122.6cm)	14 7/8" (37.7cm)	196	208-230/60/1	13.4 13.4 DEFROST	8.2	15
KLF7768-CX	8' (243.8cm)	6' (182.9cm)	26" (66cm)	78" (198.1cm)	36 1/2" (92.7cm)	59" (149.9cm)	22 7/8" (58.1cm)	270	208-230/60/1	8.8 10.8 DEFROST	9.1	15
KLF77683-CX	6' (182.9cm)	8' (243.8cm)	26" (66cm)	78" (198.1cm)	36 1/2" (92.7cm)	59" (149.9cm)	22 7/8" (58.1cm)	270	208-230/60/1	8.8 10.8 DEFROST	9.1	15
KLF7866-CX	6' (182.9cm)	6' (182.9cm)	26" (66cm)	78" (198.1cm)	39" (99.1cm)	48 1/4" (122.6cm)	14 7/8" (37.7cm)	184	208-230/60/1	13.4 13.4 DEFROST	8.2	15
KLF7868-CX	8' (243.8cm)	6' (182.9cm)	26" (66cm)	78" (198.1cm)	36 1/2" (92.7cm)	59" (149.9cm)	22 7/8" (58.1cm)	256	208-230/60/1	8.8 10.8 DEFROST	9.1	15
KLF78683-CX	6' (182.9cm)	8' (243.8cm)	26" (66cm)	78" (198.1cm)	36 1/2" (92.7cm)	59" (149.9cm)	22 7/8" (58.1cm)	256	208-230/60/1	8.8 10.8 DEFROST	9.1	15

NOTE:
EACH DOOR SECTION REQUIRES SEPERATE 115/60/1 HOOK UP AND DRAWS 2.3 AMPS.
*THESE SYSTEMS HAVE FAN MOTORS THAT REQUIRE SEPERATE 115/60/1 HOOK UP AND DRAW .75 AMPS.
ABOVE SPECIFICATIONS FOR CEILING MOUNT SYSTEMS AND INDOOR USE ONLY.
WALL MOUNT AND REMOTE COMPRESSORS AVAILABLE. SEE MANUFACTURER FOR DETAILS.
ALL TO BE DIRECT WIRED.
NSF APPROVED. UL LISTING #E-486142 (REPORT #48). E.T.L. APPROVED. CSA FILE 18542-24.

MANUFACTURER CLEARANCE SPECIFICATIONS:

DO NOT STORE BOXES ON THE TOP OF COOLER OR FREEZER. STORED OBJECTS WILL OBSTRUCT AIR FLOW AND CAUSE VENTILATION PROBLEMS FOR THE REFRIGERATION SYSTEMS.

24" CLEARANCE IS RECOMMENDED FROM TOP OF ROOF MOUNTED CAPSULE PAK REFRIGERATION SYSTEM TO CEILING FOR SERVICE PUROPOSES (6" MINIMUM).

OPENING WITH GRILL OR LOUVERS (MIN. SIZE 15" H X 26" W) IN HEADER WALL RECOMMENDED FOR VENTILATION OF ROOF MOUNTED COMPRESSOR.

12" CLEARANCE IS RECOMMENDED ON BOTH SIDES OF THE WALL MOUNTED CAPSULE PAK FOR PROPER AIR FLOW

NORLAKE KOLD LOCKER SERIES REFRIGERATOR AND FREEZER

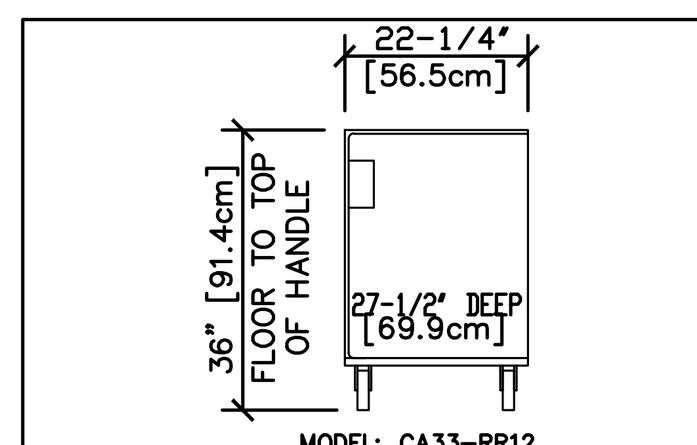

MODEL: CA33-RR12
ALUMINUM WELDED CONSTRUCTION
HOLDS 12 FULL SIZE PANS (18" X 26")
OR 24 HALF SIZE PANS (13" X 18")
NSF APPROVED

LOCKWOOD DECK RETARDER

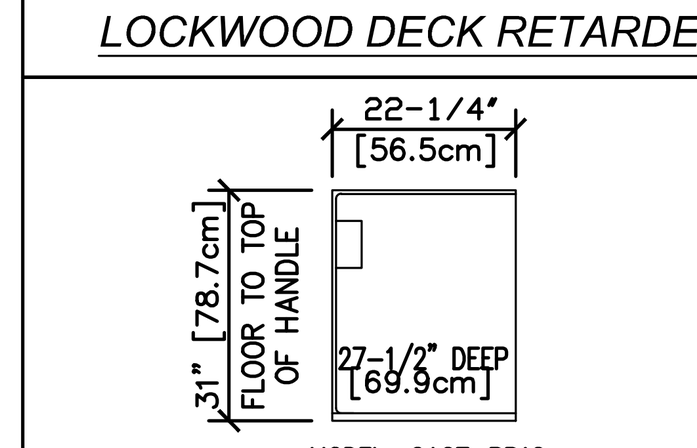

MODEL: CA27-RR12
ALUMINUM WELDED CONSTRUCTION
HOLDS 12 FULL SIZE PANS (18" X 26")
OR 24 HALF SIZE PANS (13" X 18")
NSF APPROVED

LOCKWOOD REACH-IN RETARDER

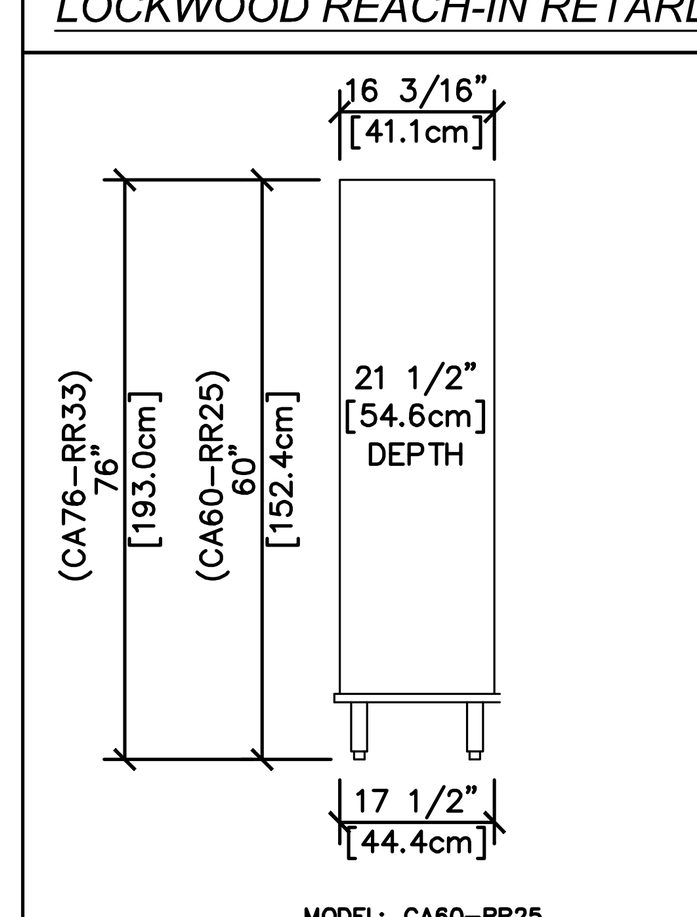

MODEL: CA60-RR25
HOLDS 25 HALF SIZE PANS (13" X 18")
MODEL: CA76-RR33
HOLDS 33 HALF SIZE PANS (13" X 18")
*CA76-RR33 TO BE USED WITH 77 SERIES REFRIGERATOR.
ALUMINUM WELDED CONSTRUCTION
NSF APPROVED

LOCKWOOD RETARDER CABINET

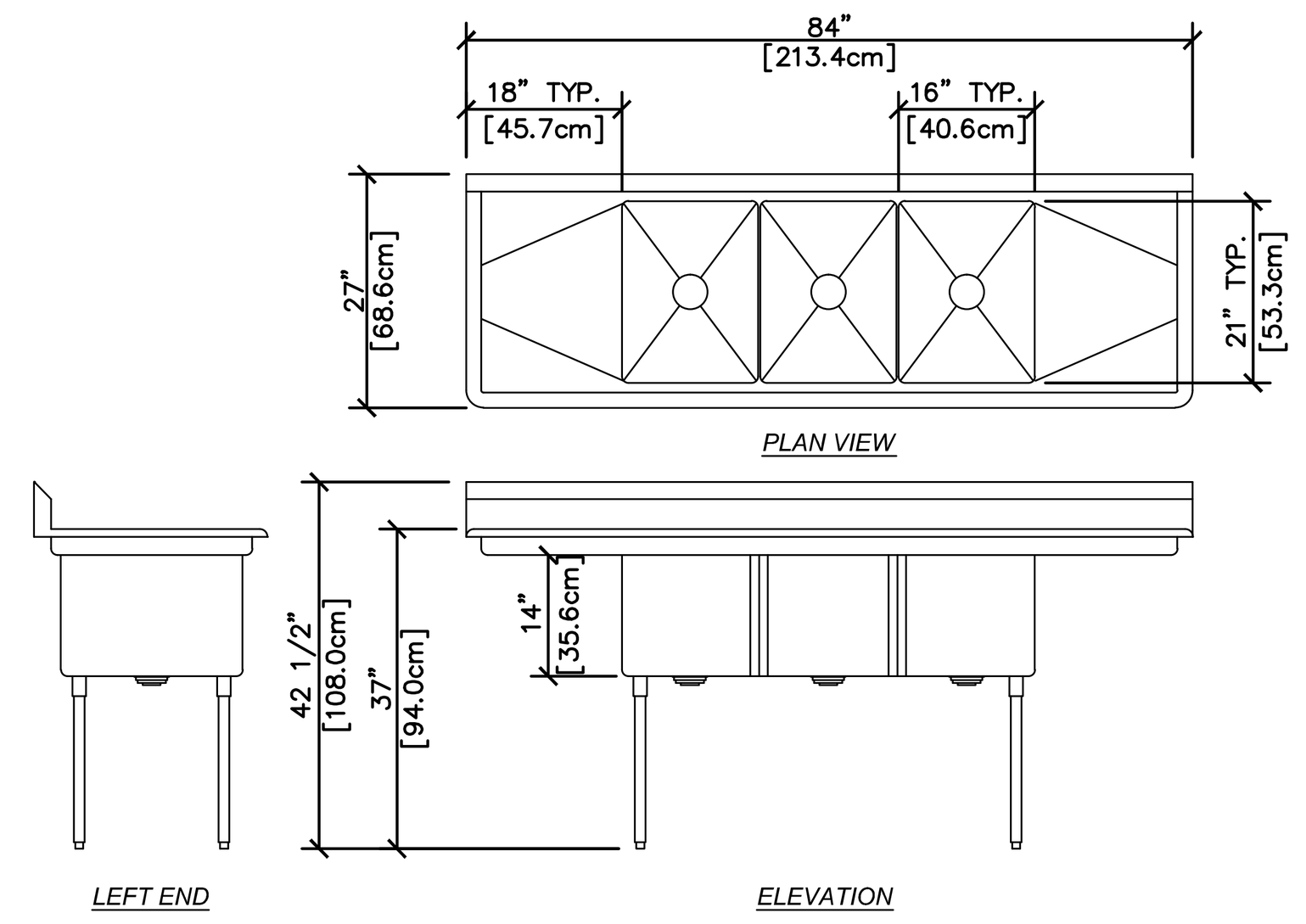

THREE COMPARTMENT SINK WITH TWO 18" DRAINBOARDS SHOWN ABOVE.
AVAILABLE WITH ONE, TWO, THREE OR FOUR COMPARTMENTS AND ZERO, ONE OR TWO 18"[45.7cm], 24"[61cm] OR 30"[76.2cm] DRAINBOARDS.
THREE COMPARTMENT CORNER SINKS ALSO AVAILABLE.
1/2" NPT WATER LINES. 2" DRAINS.
UL AND C-UL LISTED.

DUKE MANUFACTURING STAINLESS STEEL SINK

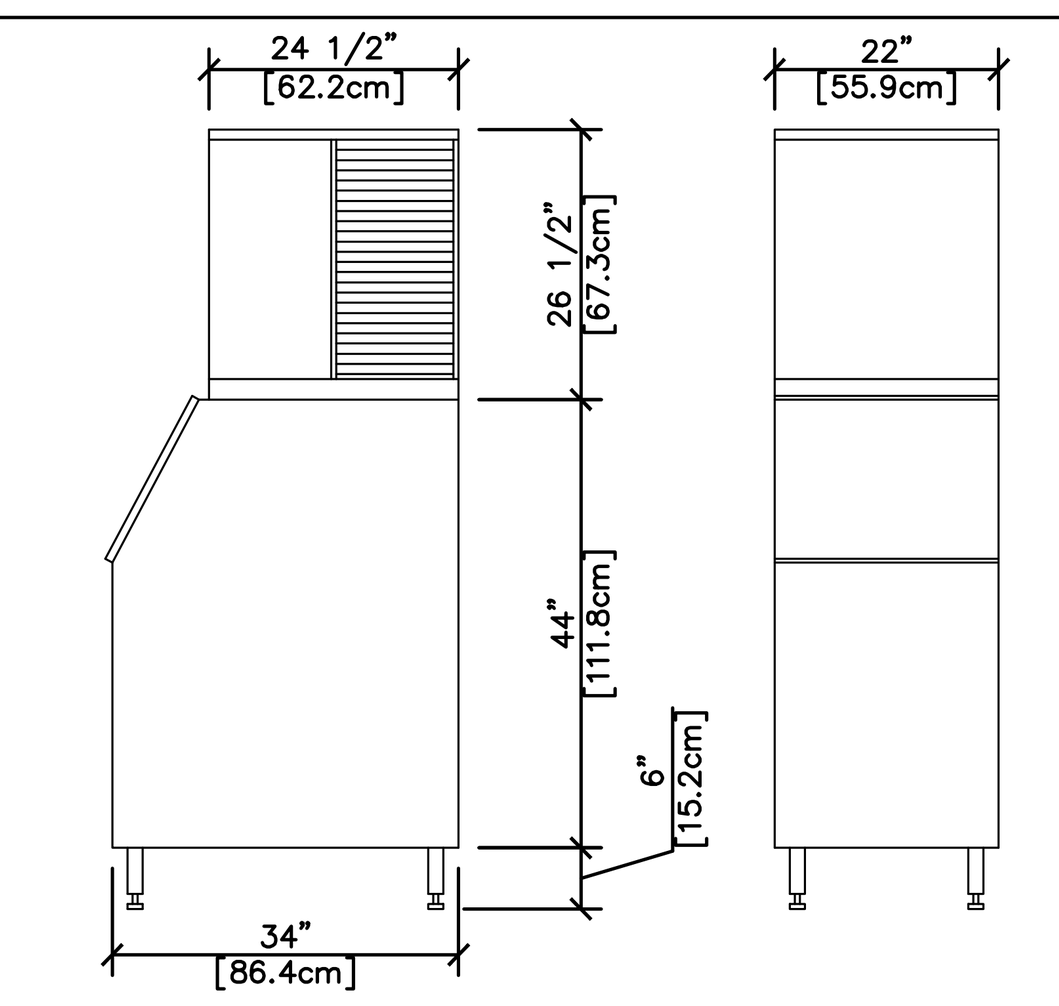

Q-420 CUBER ON S-420 BIN
TYPE: AIR-COOLED, WATER-COOLED
ELECTRICAL SPECIFICATIONS: 115/60/1 20 AMP FUSE MIN.
AIR-COOLED = 12.3 AMPS, WATER-COOLED = 11.4 AMPS
WIRED DIRECT OR PER LOCAL CODE
220-240/50/1 ALSO AVAILABLE, SEE MANUFACTURER.
PLUMBING SPECIFICATIONS:
3/8" (0.95cm) F.P.T. INLET, 1/2" (1.27cm) F.P.T. DRAIN,
3/4" (1.91cm) BIN DRAIN
3/8" (0.95cm) F.P.T. WATER CONDENSER INLET (WATER-COOLED UNIT)
1/2" (1.27cm) F.P.T. WATER CONDENSER OUTLET (WATER-COOLED UNIT)
NSF APPROVED/U.L. #SA-4027/CSA LISTED

MANITOWOC ICE CUBER

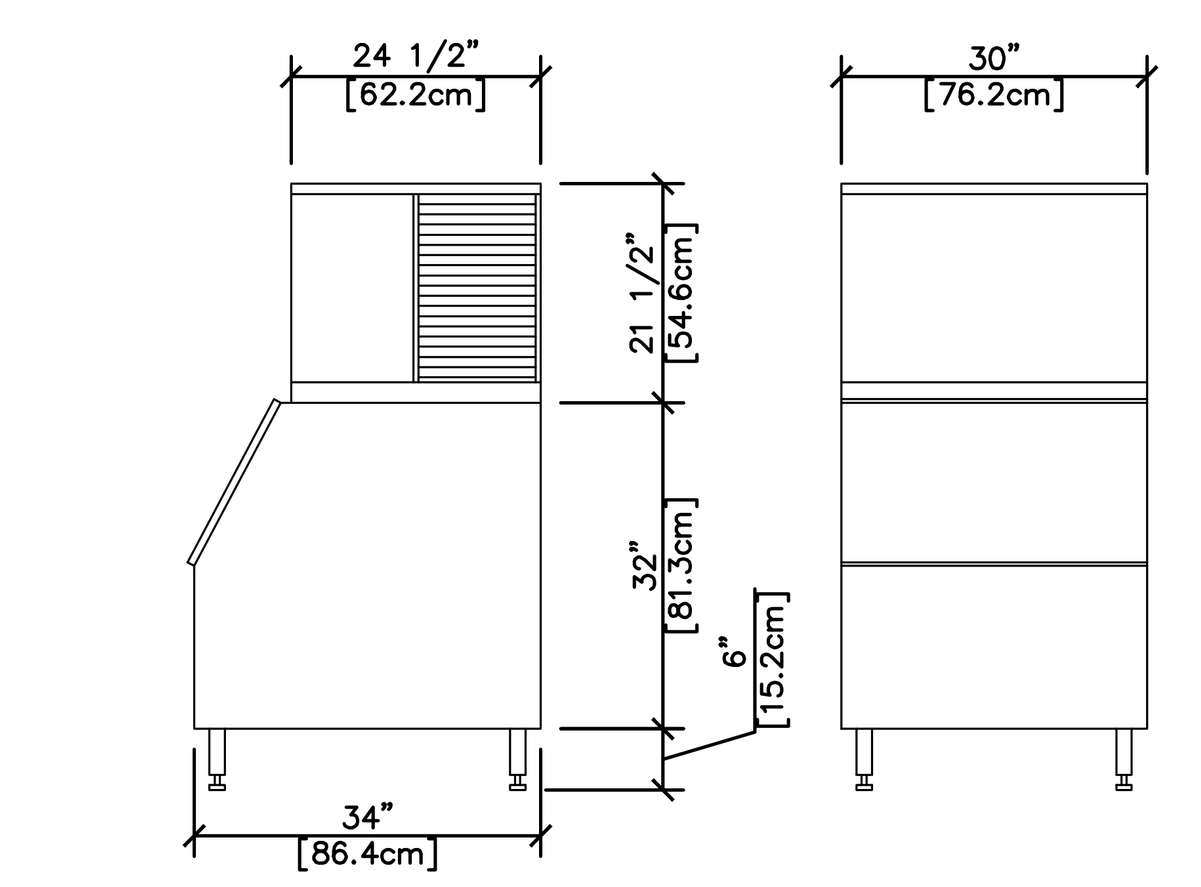

Q-450 CUBER ON S-400 BIN
TYPE: AIR-COOLED, WATER-COOLED, REMOTE.
ELECTRICAL SPECIFICATIONS: 115/60/1 20 AMP FUSE MIN.
AIR-COOLED = 12.8 AMPS, WATER-COOLED = 11.9 AMPS
REMOTE = 9.6 AMPS
WIRED DIRECT OR PER LOCAL CODE
220-240/50/1 ALSO AVAILABLE, SEE MANUFACTURER.
PLUMBING SPECIFICATIONS:
3/8" (0.95cm) F.P.T. INLET, 1/2" (1.27cm) F.P.T. DRAIN
3/4" (1.91cm) BIN DRAIN
3/8" (0.95cm) F.P.T. WATER CONDENSER INLET (WATER-COOLED UNIT)
1/2" (1.27cm) F.P.T. WATER CONDENSER OUTLET (WATER-COOLED UNIT)
NSF APPROVED/U.L. #SA-4027/CSA LISTED

MANITOWOC ICE CUBER

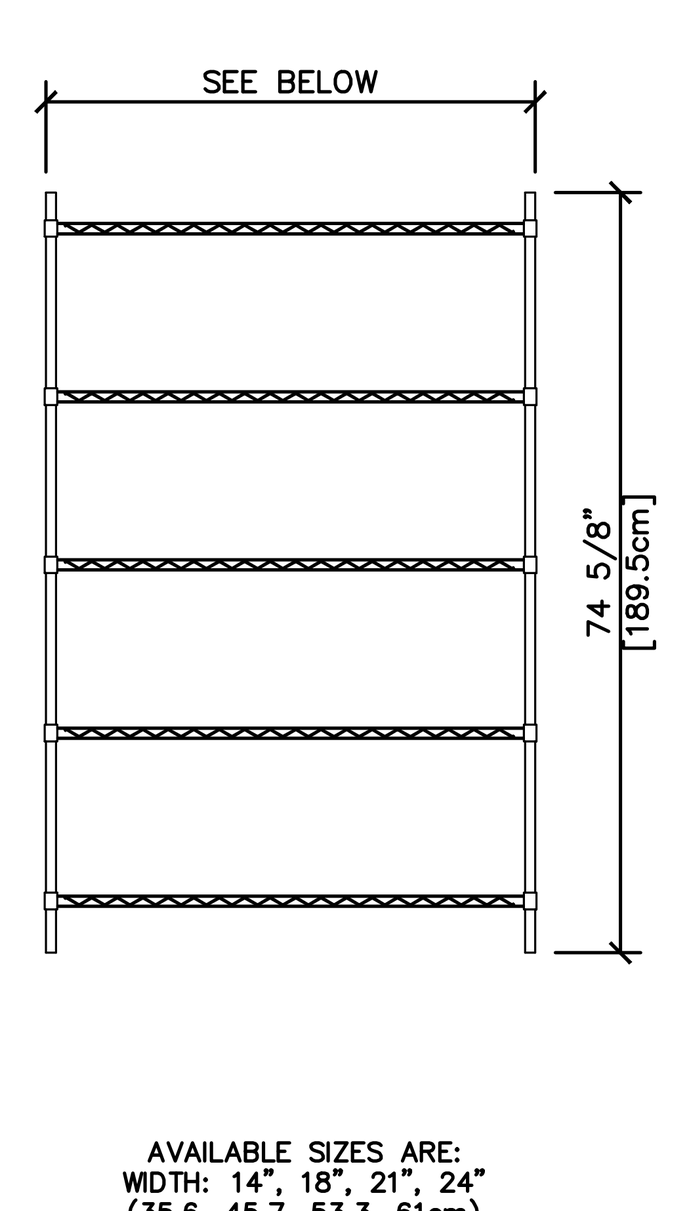

AVAILABLE SIZES ARE:
WIDTH: 14", 18", 21", 24"
(35.6, 45.7, 53.3, 61cm)
LENGTH: 24", 30", 36", 42", 48", 60" AND 72"
(61, 76.2, 91.4, 106.7, 121.9, 152.4, 182.9cm)
4 OR 5 TIER

INTERMETRO SHELVING SYSTEMS

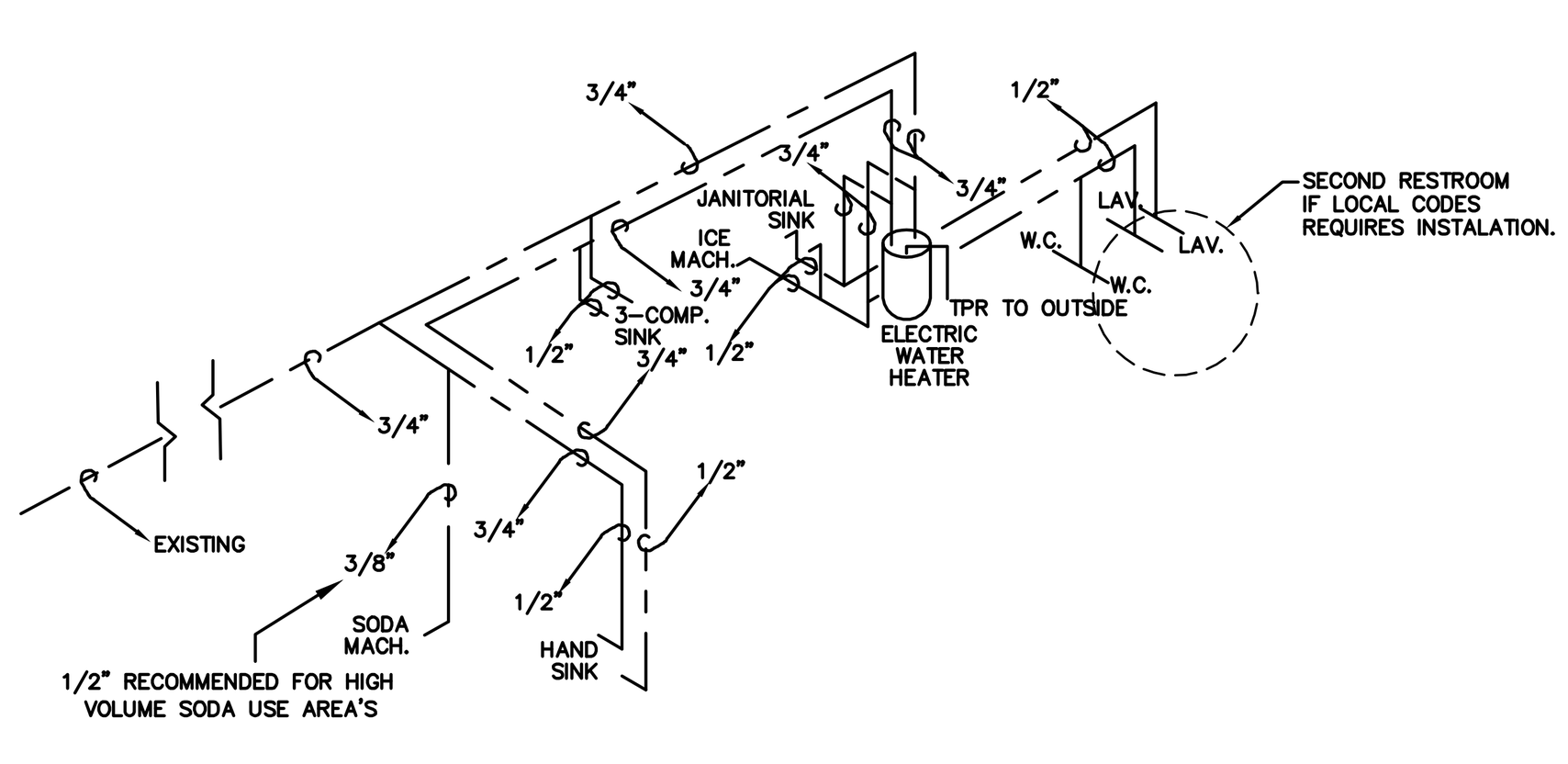

HOT & COLD WATER SYSTEM

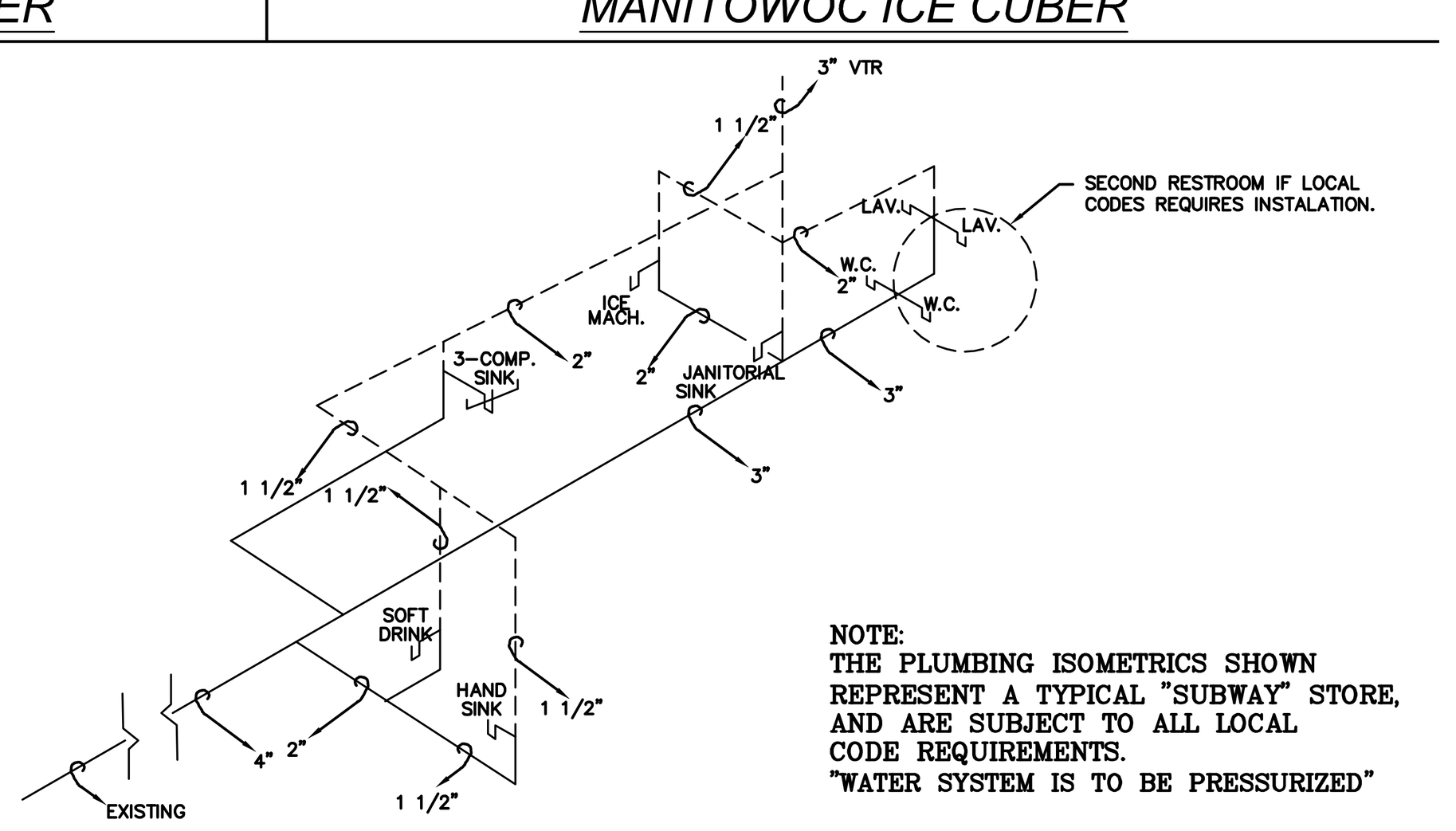

NOTE:
THE PLUMBING ISOMETRICS SHOWN REPRESENT A TYPICAL "SUBWAY" STORE, AND ARE SUBJECT TO ALL LOCAL CODE REQUIREMENTS.
"WATER SYSTEM IS TO BE PRESSURIZED"

DRAINAGE & VENT SYSTEM

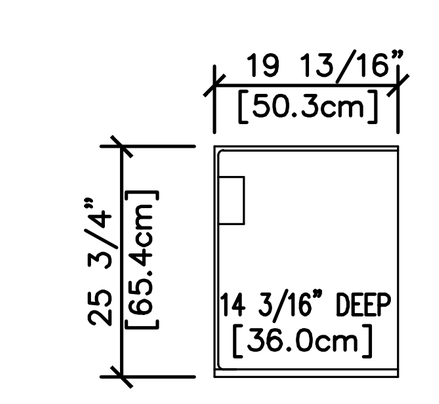

MODEL: RC-121318
FOR USE WITH DUKE REFRIGERATED BACK COUNTER.
ALUMINUM WELDED CONSTRUCTION HOLDS 12 HALF SIZE PANS (13" X 18")
NSF APPROVED

DUKE RETARDER CABINET

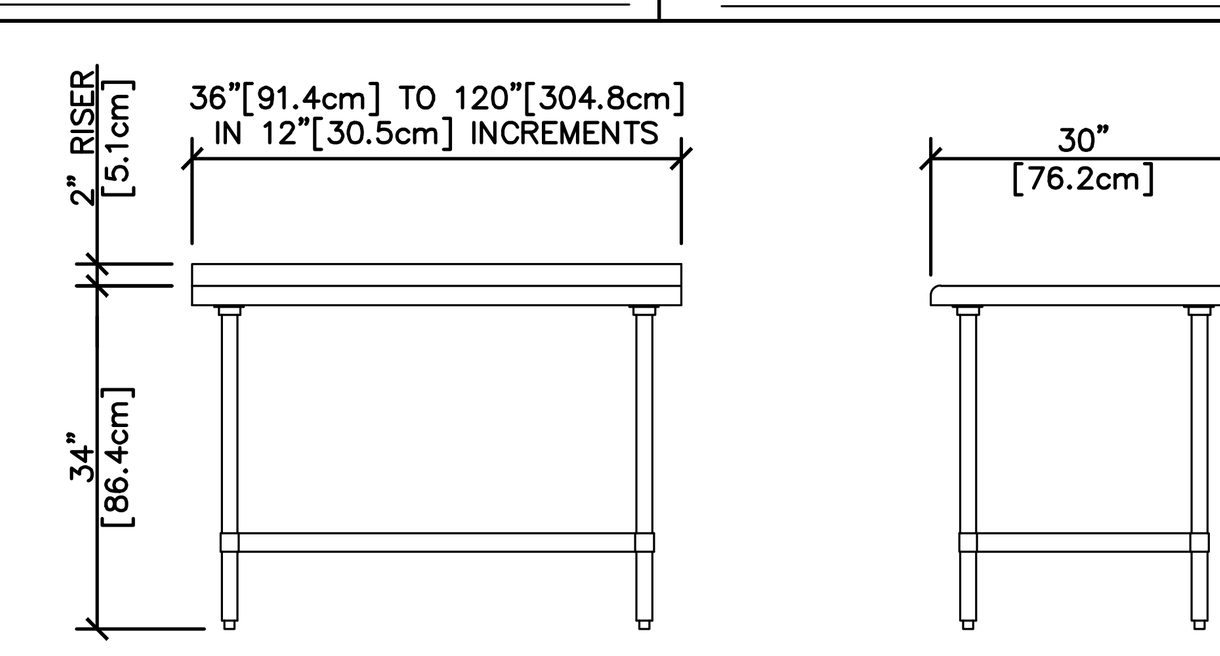

WITH GALVANIZED UNDERSHELF
TABLES 96" AND LARGER HAVE SIX LEGS
DRAWERS ARE OPTIONAL
NSF APPROVED

DUKE STAINLESS STEEL WORKTABLE

GREASE INTERCEPTOR
MANUFACTURER: ZURN INDUSTRIES
MODEL: Z1170

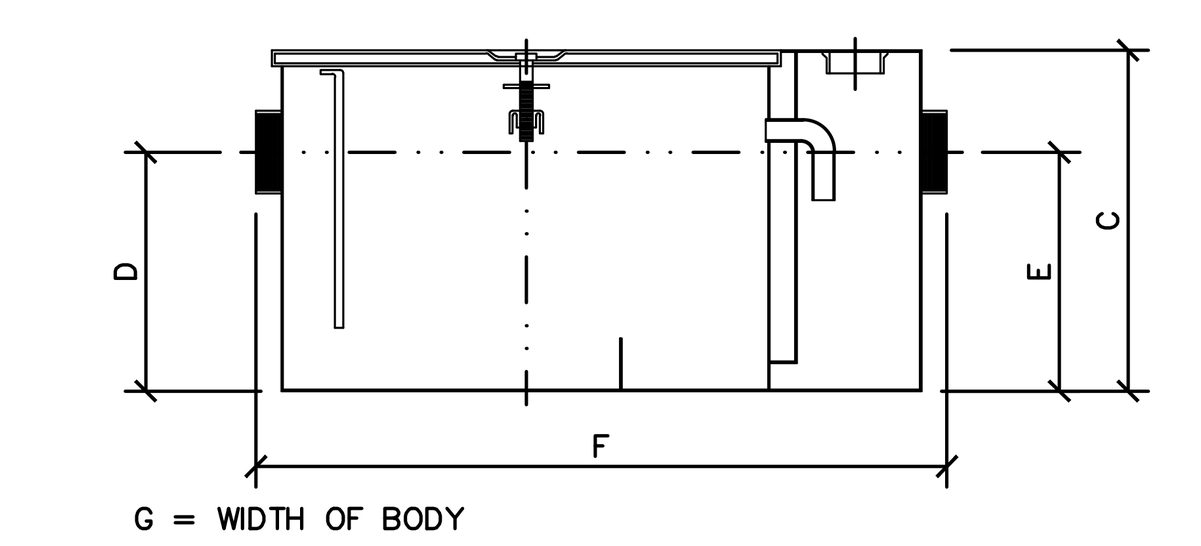

DIMENSIONAL DATA IN INCHES [mm]

SIZE	INLET/ OUTLET SIZE	FLOW RATE G.P.M. [L.P.M.]	CAPACITY WATER GAL. [L]	CAPACITY GREASE LBS. [KG]	APPROX. WT. LBS. [KG]	DIMENSIONS IN INCHES [mm] C	C/E	F	G
100*		4 [15]	3 [11]	8 [4]	42 [19]	10 [254]	7 1/4 [184]	20 3/8 [518]	9 7/8 [251]
200*	2 [50]	7 [26]	5 [19]	14 [6]	53 [24]	11 1/4 [286]	8 1/8 [206]	21 3/4 [552]	11 7/8 [302]
300*		10 [38]	6 [23]	20 [9]	66 [30]	11 3/4 [298]	8 1/4 [210]	25 1/8 [638]	14 [356]
400*		15 [57]	10 [38]	30 [14]	83 [38]	13 3/8 [340]	9 3/8 [238]	27 1/8 [689]	16 3/4 [425]
500		20 [76]	16 [60]	40 [18]	99 [45]	15 [381]	11 3/4 [298]	30 [762]	17 1/4 [438]
600	3 [75]	25 [94]	21 [79]	50 [23]	124 [56]	17 [432]	12 1/2 [318]	32 1/4 [819]	19 7/8 [505]
700		35 [132]	30 [113]	70 [32]	151 [68]	18 3/4 [476]	14 1/4 [362]	34 1/8 [867]	22 1/2 [572]
800		50 [189]	40 [151]	100 [45]	180 [82]	21 1/2 [546]	16 [406]	36 [914]	24 1/2 [622]

*100, 200, 300 AND 400 ARE STANDARD SUBWAY MODEL SIZES.

ENGINEERING SPECIFICATIONS: ACID RESISTANT COATED INTERIOR AND EXTERIOR FABRICATED STEEL. INTERNAL AIR RELIEF BYPASS. BRONZE CLEANOUT PLUG. REMOVABLE PRESSURE EQUALIZING/FLOW DIFFUSING INLET BAFFLE. FIXED BOTTOM OUTLET BAFFLE. VISIBLE DOUBLE WALL TRAP SEAL.

ZURN GREASE INTERCEPTOR

NOTE:
THESE DRAWINGS REPRESENT TYPICAL EQUIPMENT PURCHASED THROUGH DOCTOR'S ASSOCIATES INC. AND DOES NOT REPRESENT ANY EQUIPMENT PURCHASED LOCALLY BY THE FRANCHISEE/OWNER. OWNERS OF STORES OUTSIDE THE UNITED STATES AND CANADA MAY NEED ALTERNATE ELECTRICAL REQUIREMENTS. CONTACT YOUR FWH COORDINATOR OR THE MANUFACTURER FOR THE MODIFIED ELECTRICAL SPECIFICATIONS.

TIPTON ASSOCIATES

RECORD DOCUMENTS - JANUARY 2019

These Record Documents have been prepared based on information provided by others. The Consultant has not verified the accuracy and/or completeness of this information and shall not be responsible for any errors or omissions that may be incorporated as a result of erroneous information provided by others.

UK - STUDENT CENTER RENOVATION AND EXPANSION - BP#3

Lexington, Kentucky

Job Number: 0990.01 MAY 2017 Drawn By: SW Checked By: DZ Revision: 17

EQUIPMENT BACK-UP SHEET

DARRIN BADON REGISTERED 8175 COMMONWEALTH OF KENTUCKY ARCHITECT

This Drawing and the Design shown thereon are the property of Omni Architects. The reproduction, copying or other use of this Drawing or Design without the written consent of Omni Architects is prohibited.

TIPTON ASSOCIATES

PERKINS + WILL
1315 Peachtree Street
Atlanta, Georgia 30309
p 404.873.2300
www.perkinswill.com

Omni ARCHITECTS
212 North Upper Street
Lexington, Kentucky 40507-1001
p 859.252.6664
www.omniarchitects.com

PCO #320

BP3 - PCO # 320

FS405

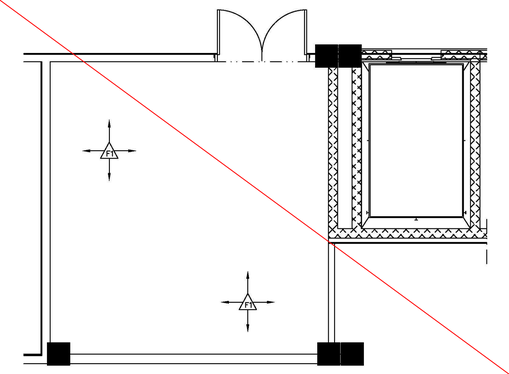

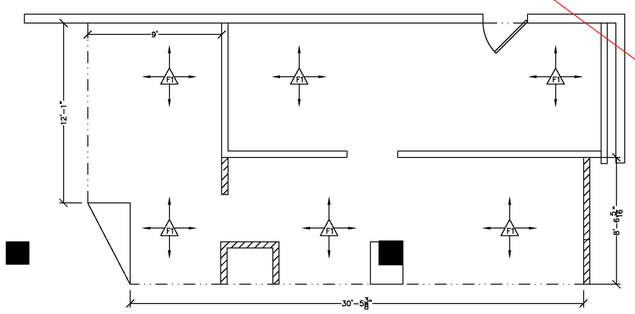

4 FLOOR FINISH PLAN
SCALE: 1/4" = 1'

FLOOR FINISH LEGEND - METRO DECOR

NO.	AREA OF STORE	MANUFACTURER	SUPPLIER	INST.	SQ/FT	DESCRIPTION
F1	SERVICE/ BACKROOM AREA	CROSSVILLE	G.C.	G.C.	950	OPTION #1: COLORBLOX STONE SERIES; 12" X 12" A1156 WHEAT WITH #34 SANDSTONE GROUT (LATICRETE).
		ARMSTRONG	G.C.	G.C.		OPTION #2: 51830 COLOR: COTTAGE TAN 12" X 12" VINYL COMPOSITE TILE CONTINUED THROUGHOUT THE BACKROOM.
WALL BASE						
	SERVICE/BACKROOM AREA	CROSSVILLE	G.C.	G.C.		6" X 12" COVE BASE OR 4" X 12" BULLNOSE; COLORBLOX STONE SERIES A1156 WHEAT WITH #34 SANDSTONE GROUT (LATICRETE).
		ARMSTRONG	G.C.	G.C.		6" BLACK VINYL COVE BASE. (USED WITH VINYL COMPOSITE FLOOR TILE ONLY)

ADDITIONAL COMMENTS:
1.) FLOORING CONTRACTOR IS RESPONSIBLE FOR OWN DETERMINATIONS ON SUBFLOOR REQUIREMENTS AND TO INSTALL IN ACCORDANCE WITH CODE REQUIREMENTS AND TO INDUSTRY AND MANUFACTURER SPECIFICATIONS.
2.) THE SQUARE FOOTAGE CALCULATIONS OF THE FLOORING MUST BE VERIFIED BY THE G.C. AND FRANCHISE OWNER. SUBWAY STORE DESIGN DEPARTMENT WILL NOT ACCEPT RESPONSIBILITY FOR ANY INACCURACIES.

METRO DECOR CALCULATIONS

DECOR HEIGHT: 10'-0"
BOTTOM OF WINDOW: 0"
TOP OF WINDOW: 10'-0"

THE SUBWAY STORE DESIGN DEPARTMENT WILL NOT ACCEPT RESPONSIBILITY FOR ANY INACCURACIES. THE CALCULATIONS PROVIDED BELOW MUST BE VERIFIED BY THE G.C. AND FRANCHISE OWNER BEFORE ANY ORDER FOR THESE MATERIALS IS ACCEPTED AND PLACED.

QUANTITIES	*CALCULATION WORKSHEET*
(6) 4' X 12' SHEETS FONT-HILL PEAR LAMINATE	TOTAL
(4) HALF-WALLS	FP/L + 10% DIVIDED BY 12
(0) SOFFIT	
(2) CUSTOM BUILT CABINETS	FP/L + 10% DIVIDED BY 12
(5) 12' T-MOLDING STRIPS	(FP/L ON 36" HIGH WALLS X 2) + (FP/L ON 48" HIGH WALLS X 3) + 5% DIVIDED BY 12
(3) FRONT COUNTER DECOR PANELS	
(36) MARLITE F.R.P. WHITE	W/R + 10% DIVIDED BY 4
(35) PVC DIVISION MOLDING	NUMBER OF F.R.P. PANELS MINUS 1
(10) PVC INSIDE CORNER	COUNT ALL INSIDE CORNERS WHERE W/R MEET
(2) PVC OUTSIDE CORNER	COUNT ALL OUTSIDE CORNERS WHERE W/R MEET
(8) PVC CAP MOLDING	COUNT ALL EDGES WHERE W/R BEGINS & ENDS & DOORWAYS.

FONT-HILL PEAR LAMINATE AND ALUMINUM T-MOLDING, WHEN AFFIXED DIRECTLY TO DUKE FRONT COUNTER, ARE SHIPPED READY TO INSTALL BY DUKE MANUFACTURING.

WALL FINISH SCHEDULE

SYMBOL	DESCRIPTION	MANUF.	SUPPL.	NOTES
T TH	CERAMIC TILE	PORCELANOSA	G.C.	THREADS 8" X 13" TILE. GROUT COLOR: VANILLA (BUTECH) TILE PATTEN: HORIZONTAL STAGGERED 1/16" JOINT (RUNNING BOND).
FP FL	CABINET/WALL LAMINATE	WILSONART	G.C.	FONT-HILL PEAR (#10745-60) LAMINATE - INSTALL GRAIN HORIZONTALLY
FC DUK	FRONT COUNTER DECOR PANEL	DUKE	G.C.	FRONT COUNTER DECOR PANEL FINISHED IN WILSONART #10745-60 FONT HILL PEAR LAMINATE WITH 4" LIGHTED PURSE RAIL AND (2) LUMICOR WHEAT ACRYLIC PANELS.
HW PL	WALL CAPS	LOCAL / WILSONART	G.C.	OPTION 1: HARDWOOD PLANK / OPTION 2: CHIPPED CHOCOLATE (9104CS) SOLID SURFACE.
SS CS	COUNTER TOP	LOCAL	G.C.	STAINLESS STEEL COUNTER TOP
W RR	FRP (FIBERGLASS REINFORCED PANELS)	MARLITE	G.C.	FRP PANELS - WATER RESISTANT COVERING. WHITE.
P W	PAINT: WHITE	SHERWIN WILLIAMS	G.C.	#SW7005 PURE WHITE - SEMI-GLOSS FINISH
P FBR	PAINT: FIRED BRICK RED	SHERWIN WILLIAMS	G.C.	PAINT: #SW6335 FIRED BRICK RED - SEMI-GLOSS OR EGGSHELL FINISH

- ALL WOOD INTERIOR DOORS, UPPER & LOWER MOLDING, HARD WOOD WALL CAPS & CROWN MOLDING TO BE STAINED WITH MINWAX #235 CHERRY AND POLYURETHANED W/ MINWAX FAST DRYING CLEAR SATIN IF APPLICABLE UNLESS OTHERWISE NOTED.
- ALL METAL DOORS AND DOORWINDOW FRAMES TO BE PAINTED SHERWIN WILLIAMS TRICORN BLACK(SW6258) IF APPLICABLE UNLESS OTHERWISE NOTED.
- INSTALL F.R.P. VERTICALLY IN THE BACKROOM TO A MINIMUM HEIGHT OF 8'-0" (250cm) ABOVE FINISHED FLOOR IF APPLICABLE.
- IF APPLICABLE, PREFINISHED AND PREFRAMED COUNTER ENTRANCE IS AVAILABLE THROUGH PLYMOLD. OPTIONALLY, GLUE 2 PIECES OF 5/8" (1.6cm) PARTICLE BOARD TOGETHER. POLYURETHANED W/MINWAX FAST DRYING CLEAR SATIN.

METRO

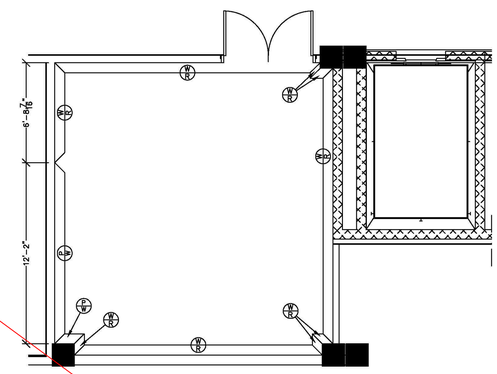

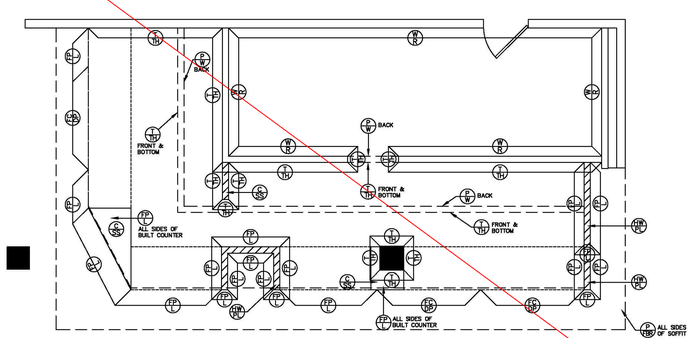

5 WALL FINISH PLAN
SCALE: 1/4" = 1'

TIPTON ASSOCIATES

RECORD DOCUMENTS - JANUARY 2019

These Record Documents have been prepared based on information provided by others. The Consultant has not verified the accuracy and/or completeness of this information and shall not be responsible for any errors or omissions that may be incorporated as a result of erroneous information provided by others.

UK - STUDENT CENTER RENOVATION AND EXPANSION - BP#3

Lexington, Kentucky

WALL FINISH PLAN

Job Number: 0990.01 JAN 2016
Drawn By: SW
Checked By: DZ
Revision: 3

This Drawing and the Design shown thereon are the property of Omni Architects. The reproduction, copying or other use of this Drawing or Design in whole or in part without consent of Omni Architects is prohibited.

TIPTON ASSOCIATES

1315 Peachtree Street
Atlanta, Georgia 30309
p 404.873.2300
www.perkinswill.com

PERKINS + WILL

212 North Upper Street
Lexington, Kentucky 40507-1001
p 859.252.6664
www.omnicarchitects.com

Omni ARCHITECTS

BP3 - POST BID DRAWINGS

FS406

BLINK FORWARD

WILDCAT FINISHES

EXTERIOR

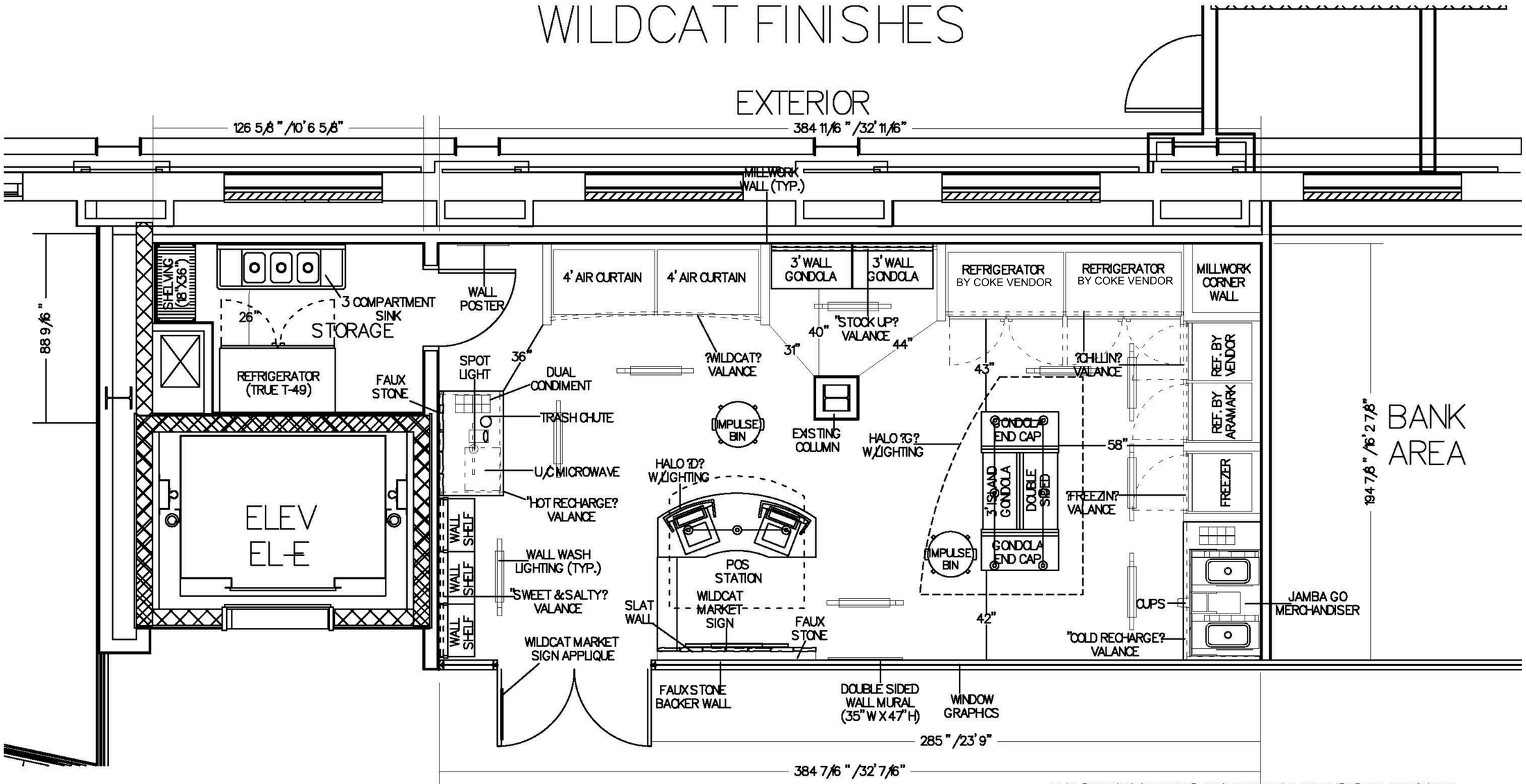

THIS DRAWING IS BASED ON INFORMATION PROVIDED BY THE CLIENT: OUTLETS, FIRE ALARMS, FIRE EXTINGUISHERS, SECURITY CAMERAS, THERMOSTATS, PIPES, SWITCHES, SOFFITS, HVAC DUCTS, CHANGES IN CEILING HEIGHT, SPRINKLER HEADS, SECURITY CAMERAS, ETC... THESE ITEMS NEED TO BE VERIFIED IN FIELD.

DRAWING BASED ON THE FOLLOWING INFORMATION:

MERCHANDISE RATING FORM, PDF FILE, AND THE SITE PHOTOS.

NOTE: ALL WALL DIMENSIONS AND CEILING HEIGHTS NEED TO V.I.F. G.C. TO REMOVE EXISTING MILLWORK.

CEILING HEIGHT = ASSUMED 10' 0"

TOTAL sq ft = 637

APPROVED
PRINT:
SIGNED:
DATE:

CIRC
A200B

CORRIDOR

Lexington, Kentucky

UK - STUDENT CENTER RENOVATION AND EXPANSION - BP#3

FLOOR PLAN

Job Number: 0990.01 SEPT 2016
Drawn By: CORE CONCEPTS Checked By: DZ Revision: 7

This Drawing and the Design shown thereon are the property of Omni Architects. The reproduction, copying or other use of this Drawing or Design without the express consent of Omni Architects is prohibited.

TIPTON ASSOCIATES

PERKINS + WILL
1315 Peachtree Street
Atlanta, Georgia 30309
p 404.873.2300
www.perkinswill.com

Omni ARCHITECTS
212 North Upper Street
Lexington, Kentucky 40507-1001
p 859.252.6664
www.omniarchitects.com

RECORD DOCUMENTS - JANUARY 2019
These Record Documents have been prepared based on information provided by others. The Consultant has not verified the accuracy and/or completeness of this information and shall not be responsible for any errors or omissions that may be incorporated as a result of erroneous information provided by others.

PCO #062
BP3 - PCO # 062
FS500

ASI 246 - Equip Sheets

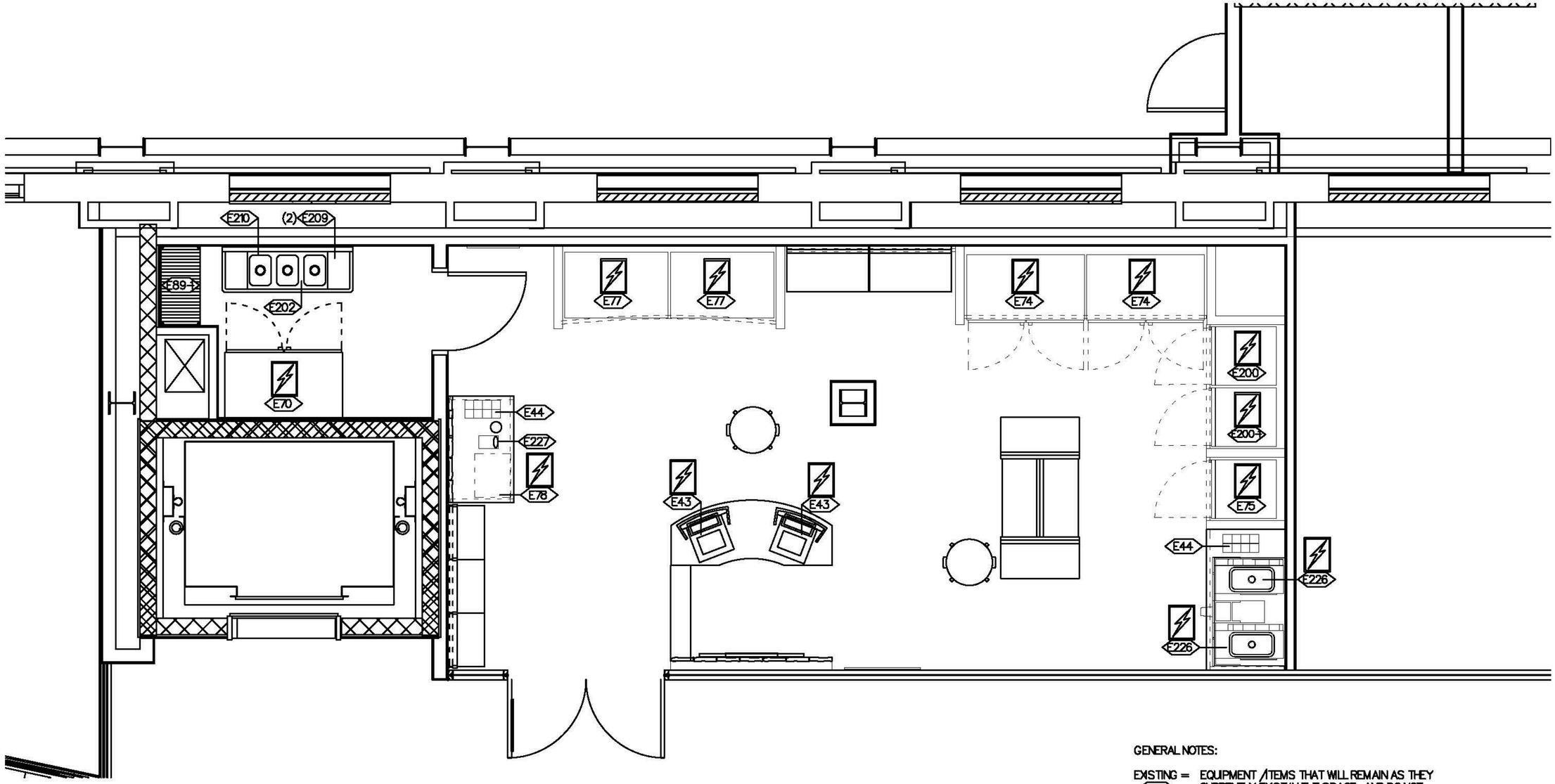

GENERAL NOTES:

EXISTING = (XE) EQUIPMENT /ITEMS THAT WILL REMAIN AS THEY CURRENTLY EXIST IN THE SPACE, AND DO NOT REQUIRE ADDITIONAL ELECTRIC OR PLUMBING.

RELOCATED = (XE) EQUIPMENT /ITEMS ON-SITE THAT WILL BE REUSED, BUT ARE TO BE RELOCATED AND WILL REQUIRE APPLICABLE ELECTRICAL AND /OR PLUMBING.

=EQUIPMENT REQUIRING APPLICABLE UTILITIES (SEE SCHEDULE)

NOTE 1 –ALL FREESTANDING EQUIPMENT AGAINST WALLS SHOULD HAVE ELECTRICAL OUTLETS LOCATED @ 86" A.F.F. (UNLESS OTHERWISE NOTED)

NOTE 2 –ALL COUNTERTOP EQUIPMENT ELECTRICAL OUTLETS SHOULD BE LOCATED @ 48" A.F.F. (UNLESS OTHERWISE NOTED)

NOTE 3 – (E90) IS LOCATED AND INSTALLED BY MUZAK.

UK - STUDENT CENTER RENOVATION AND EXPANSION - BP#3

Lexington, Kentucky

EQUIPMENT PLAN

Job Number: 0990.01 SEPT 2016

Drawn By: CORE CONCEPTS Checked By: DZ Revision: 7

This Drawing and the Design shown thereon are the property of Omni Architects. The reproduction, copying or other use of this Drawing or any part thereof without the consent of Omni Architects is prohibited.

Omni ARCHITECTS
212 North Upper Street
Lexington, Kentucky 40507-1001
p 859.252.6664
www.omniarchitects.com

PERKINS + WILL
1315 Peachtree Street
Atlanta, Georgia 30309
p 404.873.2300
www.perkinswill.com

TIPTON ASSOCIATES

DARRIN BADON REGISTERED ARCHITECT COMMONWEALTH OF KENTUCKY

RECORD DOCUMENTS - JANUARY 2019

These Record Documents have been prepared based on information provided by others. The Consultant has not verified the accuracy and/or completeness of this information and shall not be responsible for any errors or omissions that may be incorporated as a result of erroneous information provided by others.

TIPTON ASSOCIATES

PCO #062

BP3 - PCO # 062

FS501

EQUIPMENT SCHEDULE

ITEM #	QTY	NAME	MFR	MODEL #	SIZE L	SIZE D	SIZE H	ELECTRICAL HP	ELECTRICAL KW	ELECTRICAL AMPS	ELECTRICAL VOLT/PH	ELECTRICAL NEMA #	PLUMBING WATER HOT	PLUMBING WATER COLD	PLUMBING DRAIN W	PLUMBING DRAIN IW	COMMENTS	SUPPLIED BY
E5		BAKERY C.,TEMP.,WIRE SH.,3 TRAYS	SPARTAN	92415	15	20	24											CORE CONCEPTS
E24		SINGLE CONDIMENT HOLDER	CORE CONCEPTS		5"	18"	8"											CORE CONCEPTS
E41-1		69" JCX COFFEE BACKGROUND	JAVA CITY		69"	2 1/4"	53"											JAVA CITY
E41-2		92" JCX COFFEE BACKGROUND	JAVA CITY		92"	2 1/4"	53"											JAVA CITY
E41-3		44" JCX COFFEE BACKGROUND	JAVA CITY		44"	2 1/4"	53"											JAVA CITY
E41-A		AIRPOT BREWER, DUAL VOLTAGE	BUNN	CWTF APS-DV	9"	18 1/2"	23 5/8"		2.34	11.4	120/208/1	L14-20		1/4 MFL				JAVA CITY
E41-B		TF BREWER, SINGLE, BREWWISE	BUNN	34800.0017	12 1/8"	22 5/8"	35 3/4"		2.2	18.1	120/1	5-20		3/8" MFL				JAVA CITY
E41-C		TF DIGITAL SERVER, 1.5 GAL	BUNN	39550.0051	9 3/8"	13 1/8"	23 1/8"											JAVA CITY
E41-D		AIRPOT, 2.2L	CURTIS	TLXA22	6 1/4"	6 1/4"	13"											JAVA CITY
E41-E		HOT CAPPUCCINO MACHINE	CURTIS		14 1/2"	23 1/2"	34 1/2"		1.8	15	120/1	5-15		1/4 MFL				JAVA CITY
E41-F		ICED COFFEE MACHINE	CURTIS		14 1/2"	23 1/2"	34 1/2"		1.8	15	120/1	5-15		1/4 MFL				JAVA CITY
E41-G		MAGNETIC TRAVEL MUG MERCHANDISER	JAVA CITY		9"	16 1/2"	3 1/4"											JAVA CITY
E41-H		6 AIRPOT BASE	JAVA CITY		22"	24"	9"											JAVA CITY
E41-I		2 GROUP TEA ORGANIZER &SHROUD	JAVA CITY		9 1/2"	18 3/4"	24"											JAVA CITY
E41-J		2 GROUP CUP/CONDIMENT ORGANIZER	JAVA CITY		9 1/2"	18 3/4"	8 1/2"											JAVA CITY
E41-K		3 GROUP CUP/CONDIMENT ORGANIZER	JAVA CITY		14"	18 3/4"	8 1/2"											JAVA CITY
E41-L		MAGNETIC 3 CUP SHELF	JAVA CITY		14"	6 1/2"	2"											JAVA CITY
E41-M		4 AIRPOT BASE	JAVA CITY		14 1/2"	24"	9"											JAVA CITY
E42		BEVERAGE FOUNTAIN	LANCER	IBD 4500 22"	22"	30 1/2"	35 3/8"			3.0	120/1	5-15		3/8 BARB		19 1/4" 19 3/4"		COKE OR PEPSI
E42-A		CARBONATOR	CORNELIUS	G8450	11 1/2"	15 1/2"	16 1/8"	1/3		7.2	115/1			3/8 MFL			FOR SODA FOUNTAIN	COKE OR PEPSI
E43	2	CASH REGISTERS &CARD READERS	V.I.F.	V.I.F.				V.I.F. –POWER AND DATA REQUIRED										ARAMARK
E44	2	DUAL CONDIMENT HOLDER	CORE CONCEPTS		9"	18"	8"											CORE CONCEPTS
E45	1	SMALLWARES															SEE ORDER FORM	ARAMARK
E46	1	LOGOWARE															SEE ORDER FORM	ARAMARK
E48	1	UNIFORMS															SEE ORDER FORM	ARAMARK
E70	1	REFRIGERATOR, REACH-IN, 2-DOOR, SW DR	TRUE	T-49	54 1/8"	29 1/2"	78 3/8"	1/3		5.8	115/1	5-15					SWING DOOR, W 11' POWER CORD	ARAMARK
PCO 402 E71		WALK-IN BOX	KOLPAK	CUSTOM						SEE MFG. SPECIFICATIONS					SEE MFG. SPECS.		PER SITE PLAN	ARAMARK
~~E74-A~~		REFRIGERATOR,SLIDE DOOR REAR LOAD SWING	TRUE	GDM-47RL	54 1/8"	32 1/8"	78 5/8"	1/2		10.3	115/1	5-15					REAR LOADING, W 11' POWER CORD	ARAMARK
E72		FREEZER, REACH-IN, 2-DOOR	TRUE	GDM-49F-LD	54 1/8"	29 7/8"	84 3/4"	1.5		11.8	115/208-230/1	14-20					SWING DOOR, W 11' POWER CORD	COKE VENDOR
E73		REFRIGERATOR, REACH-IN, 2-DOOR, SL DR	TRUE	GDM-41-LD	47 1/8"	29 5/8"	84 3/4"	1/2		6.8	115/1	5-15					SLIDE DOOR, W 11' POWER CORD	COKE VENDOR
E74	2	REFRIGERATOR, REACH-IN, 2-DOOR, SW DR	TRUE	GDM-49-LD	54 1/8"	29 7/8"	84 3/4"	1/2		7.3	115/1	5-15					SWING DOOR, W 11' POWER CORD	VENDOR
E75	1	FREEZER, REACH-IN, 1-DOOR	TRUE	GDM-23F-LD	27"	29 7/8"	84 3/4"	3/4		13.0	115/1	5-20					SWING DOOR, W 11' POWER CORD	ARAMARK
E76		6' VERTICAL AIRCURTAIN	TRUE	TAC-72-LD	72"	30 1/8"	84 3/4"	(2) 3/4		13.7	208-230/1	6-20				RECOMMENDED FLOOR SINK	9' POWER CORD	ARAMARK
E76-A		CONDENSATE EVAPORATOR	TRUE	ACCESSORY/FACTORY INTEGRATED						7.0	115/1	5-15					REQUIRES 2 EXTENSION CORD	ARAMARK
E77	2	4' VERTICAL AIRCURTAIN	TRUE	TAC-48-LD	48"	30 1/8"	84 3/4"	1		15	208-230/1	6-15				RECOMMENDED FLOOR SINK	INTEGRATED CONDENSATE PAN HEATER (PART #931471) WILL PLUG DIRECTLY INTO CABINET	ARAMARK
E78	1	COMMERCIAL MICROWAVE OVEN	AMANA	RMS10T	20"	16 1/2"	12 1/4"			15	120/1	5-15					RECEPTACLE 24"A.F.F	ARAMARK
E79		HEATED DISPLAY WARMER (SANDWICHES)	HATCO	GR2SDS-24D	30 1/4"	26 5/8"	33 3/8"		1.64	13.7	120/1	5-15						ARAMARK
E80		4' BULK CANDY DISPLAY, SINGLE	NEWLEAF	AMK-08005	48"	19"	77 7/8"										WILSONART #7942-07 COCOBALA	ARAMARK
E81		2' BULK CANDY DISPLAY, SINGLE	NEWLEAF	AMK-09000	24"	19"	77 7/8"										WILSONART #7942-07 COCOBALA	ARAMARK
E82		ICE MAKER, CUBE STYLE	SCOTSMAN	C0322SA-1B	22"	24"	23"			12.7	115/1			3/8 FPT		3/4 FPT	REQUIRES CORD AND PLUG BY OTHERS	ARAMARK
E85-1		MODULAR,GANGED DROP-IN HEATED WELLS	HATCO	HWBI-3D	43 1/2"	23 5/8"	9 5/8"			17.4	208/1	6-30					STANDARD CONTROL CONFIGURATION	CORE CONCEPTS
E85-2		GLO-RAY /GUARD-(lights&heating element)	HATCO	GR2A-48D-6	52"	18"	15 1/4"			7.7	208/1/						END PANELS FOR SNEEZE GUARD BOTH ENDS	CORE CONCEPTS
E87		11 QT FOOD COOKER /WARMER	APW WYOTT	RCW-11	12 1/2"	12 1/2"	10"		1.2	10.0	120/1	5-15						ARAMARK
E88		7 QT FOOD COOKER /WARMER	APW WYOTT	RCW-7	10 1/2"	10 1/2"	10"		1.0	8.3	120/1	5-15						ARAMARK
E89-D		SHELVING, WIRE, 5 TIER (Storage Room)	METRO	2448BR	48"	24"	74 5/8"											ARAMARK
E89-W		SHELVING, WIRE, 5 TIER (Walk-in)	METRO	2448NK3	48"	24"	74 5/8"										INSIDE WALK-IN	ARAMARK
E89-1	1	SHELVING, WIRE, 5 TIER	METRO	1836BR	36"	18"	74 5/8"											ARAMARK
E89-2		SHELVING, WIRE 5 TIER	METRO	1848BR	48"	18"	74 5/8"											ARAMARK
E89-3		SHELVING, WIRE 5 TIER	METRO	2436BR	36"	24"	74 5/8"											ARAMARK
E90	1	MUSIC	MUZAK							5.0	120/1	5-15					FURNISHED &INSTALLED BY MUZAK	MUZAK
E200	1	REFRIGERATOR, REACH-IN, 1-DOOR	TRUE	GDM-23-LD	27"	29 7/8"	84 3/4"	1/3		5.2	115/1	5-15					SWING DOOR, W 11' CORD	COKE VENDOR
E200-1	1	REFRIGERATOR, REACH-IN, 1-DOOR	TRUE	GDM-23-LD	27"	29 7/8"	84 3/4"	1/3		5.2	115/1	5-15					SWING DOOR, W 11' CORD	ARAMARK
E201		HAND SINK WITH SURROUND	ADVANCE TABCO	DI-1-10	13"	19"	10"						1/2 IPS	1/2 IPS	1 1/2		10" X 14" X 5" DEEP BOWL	CORE CONCEPTS
E202	1	3-COMPARTMENT SINK	ADVANCE TABCO	K7-CS-21	58"	19 1/2"	42"						1/2 IPS	1/2 IPS	2		10" X 14" X 10" DEEP BOWLS	CORE CONCEPTS
E205		FLOOR SINK															REFER TO E76 &E77 (TO BE FLUSH TO FLOOR)	G.C. P.C.
E206		FREESTYLE COCA-COLA	COCA-COLA		25 1/4"	35"	72"			20	115/1				FLOOR DRAIN			ARAMARK
E209	2	OVERHEAD SHELVING	METRO	1860NK3													ABOVE 3 COMPARTMENT SINK	ARAMARK
E210	1	OVERHEAD SHELVING	METRO	SW33C													ABOVE 3 COMPARTMENT SINK	ARAMARK
E213		UNDERCOUNTER LOW PROFILE REFRIGERATOR	TRUE	TUC-27-LP	27 5/8"	30 1/8"	29 3/4"	1/5		4.9	115/60/1	5-15						ARAMARK
E214		SYRUP HOLDER	JAVA CITY	CUSTOM														JAVA CITY
E215		SUPRA AUTOMATIC ESPRESSOSOLUTIONS	SCHEAERER	COFFEE ART PLUS	17"	22"	26"			30	208/1	L6-30						ARAMARK
E216		MOP SINK	ADVANCE TABCO	9-OP-20	25"	21"	10"									1/2"IPS	W/K-240 SERVICE FAUCET AND K-242 MOP HOLDER	ARAMARK
E216-1		SERVICE FAUCET (MOP SINK)	ADVANCED TABCO	K-240														ARAMARK
E216-2		MOP HANGER (MOP SINK)	ADVANCED TABCO	K-242	23"													ARAMARK
E216-3		MOP DRAINAGE TRAY	ADVANCED TABCO	K-243	32"	4"	6"											ARAMARK
E217		UTILITY SINK	ADVANCE TABCO	DI-1-168	19"	19"	8"						1/2 IPS	1/2 IPS	2		10" X 14" X 10" DEEP BOWLS	CORE CONCEPTS
E218		PANNI GRIDDLE	EQUIPEX	PANNI	17"	17"	22"			14.0	120/1	5-15					STACKS AREA	ARAMARK
E219		COUNTER TOP OVEN	MERRY CHEF	E4	25 1/4"	23"	23 1/4"			30	208/240	6-30					STACKS AREA	ARAMARK
E220		WORKTOP REFRIGERATOR	TRUE	TWT48	48"	30 1/8"	39 5/8"			8.6	115/1	5-15					STACKS AREA	ARAMARK
E221		BREAD OVEN PROOFER	NU-VU	QB-3/9	36"	28 5/8"	77 3/4"										STACKS AREA (RE: CUT SHEET FOR ELEC. REQ.)	ARAMARK
E222		SANDWICH PREP TABLE	TRUE	TSSU-48-12	48 3/8"	30 1/8"	43"	1/3		8.6	115/1	5-15					STACKS AREA	ARAMARK
E223		COUNTER TOP SIGNATURE REFRIGERATOR	FEDERAL	CRB3628	36"	29.7"	25.12"			8.1							STACKS AREA (RE: CUT SHEET FOR ELEC. REQ.)	ARAMARK
E224		FOOD GUARD FOR SNADWICH PREP (LF)	CORE CONCEPTS	CUSTOM	55 1/2"	18"	3/8"										STACKS SNEEZE GUARD (TEMPERED GLASS)	CORE CONCEPTS
E225		BREAD SHELF DISPLAY	CORE CONCEPTS	CUSTOM													ATTACHED TO SNEEZE GUARD	CORE CONCEPTS
E226	2	FROZEN BEVERAGE FREEZER	TAYLOR	428	16 1/2"	33 1/8"	30 1/8"	1/2		13	115/60/1	5-20P						ARAMARK
E226-1		FROZEN BEVERAGE FREEZER	TAYLOR	432	21 3/16"	27 1/2"	38 3/4"	1/2		13	208/230/60/1	5-20P						ARAMARK
E227	1	NAPKIN HOLDER	ARAMARK															ARAMARK

Next Sheet
Index Sheet
Previous Sheet

RECORD DOCUMENTS - JANUARY 2019

These Record Documents have been prepared based on information provided by others. The Consultant has not verified the accuracy and/or completeness of this information and shall not be responsible for any errors or omissions that may be incorporated as a result of erroneous information provided by others.

PCO #062

BP3 - PCO # 062

FS502

UK - STUDENT CENTER RENOVATION AND EXPANSION - BP#3

Lexington, Kentucky

EQUIPMENT SCHEDULE

Job Number: 0990.01 SEPT 2016 Drawn By: CORE CONCEPTS Checked By: DZ Revision: 7

This Drawing and the Design shown thereon are the property of Omni Architects. The reproduction, copying or other use of this Drawing or any part thereof without the consent of Omni Architects is prohibited.

DARRIN BADOM REGISTERED ARCHITECT COMMONWEALTH OF KENTUCKY

TIPTON ASSOCIATES

1315 Peachtree Street
Atlanta, Georgia 30309
p.404.873.2300
www.perkinswill.com

PERKINS + WILL

212 North Upper Street
Lexington, Kentucky 40507-1001
p.859.252.0664
www.omniarchitects.com

Omni ARCHITECTS

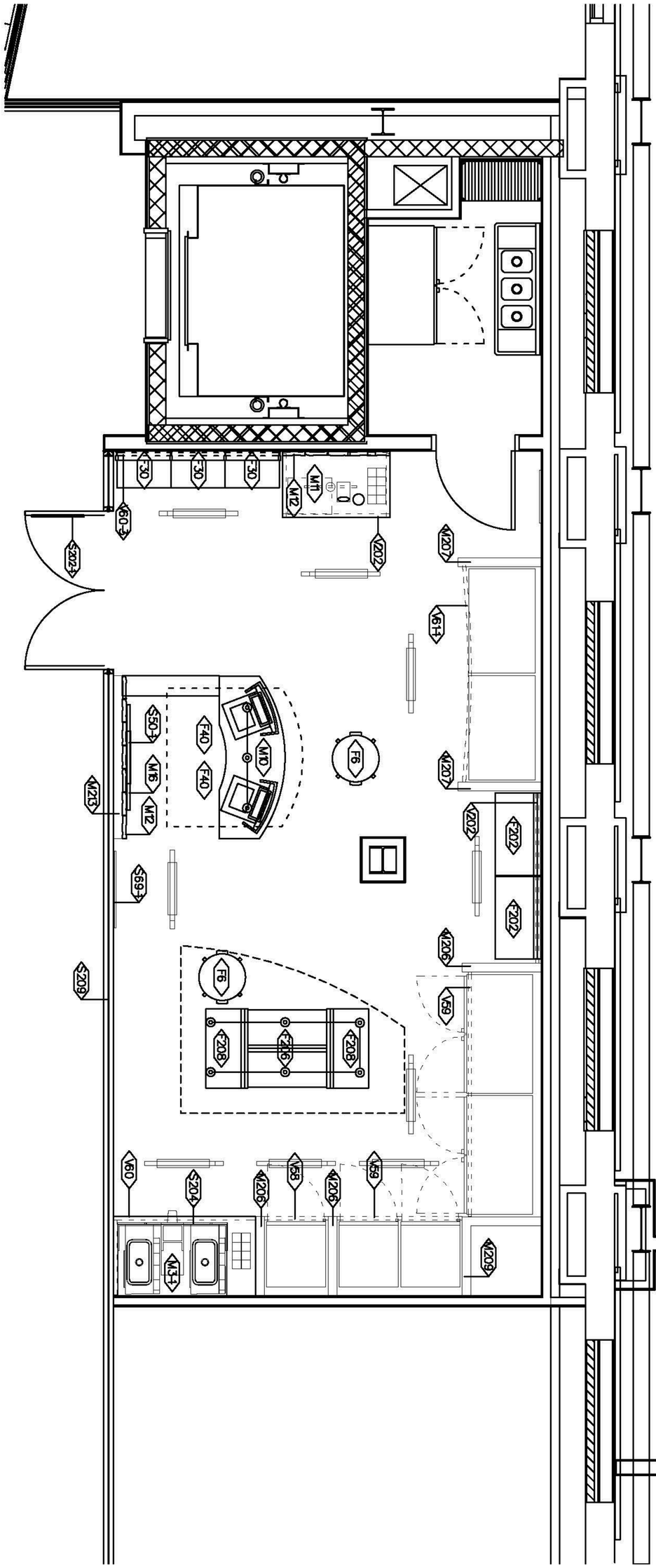

UK - STUDENT CENTER RENOVATION AND EXPANSION - BP#3

Lexington, Kentucky

FIXTURE, SIGNAGE & MILLWORK PLAN

Job Number: 0990.01 SEPT 2016 Drawn By: CORE CONCEPTS Checked By: DZ Revision: 7

Omni ARCHITECTS
212 North Upper Street
Lexington, Kentucky 40507-1001
p 859.252.6664
www.omniarchitects.com

PERKINS + WILL
1315 Peachtree Street
Atlanta, Georgia 30309
p 404.873.2300
www.perkinswill.com

TIPTON ASSOCIATES

This Drawing and the Design shown thereon are the property of Omni Architects. The reproduction, copying or other use of this Drawing or Design without the written consent of Omni Architects is prohibited.

DARRIN BADON REGISTERED ARCHITECT COMMONWEALTH OF KENTUCKY

RECORD DOCUMENTS - JANUARY 2019

These Record Documents have been prepared based on information provided by others. The Consultant has not verified the accuracy and/or completeness of this information and shall not be responsible for any errors or omissions that may be incorporated as a result of erroneous information provided by others.

TIPTON ASSOCIATES

PCO #062

FS503

BP3 - PCO # 062

MILLWORK SCHEDULE

ITEM #	QTY	DESCRIPTION	SIZE W	SIZE D	SIZE H	COMMENTS	SUPPLIED BY
M1		COFFEE AREA MILLWORK				—	CORE CONCEPTS
M3-1	1	JAMBA GO AREA MILLWORK				—	CORE CONCEPTS
M4-6		DINING BAR MILLWORK, 6' WIDE	6'-0"	1'-5"	3'-6"	—	CORE CONCEPTS
M4-8		DINING BAR MILLWORK, 8' WIDE	8'-0"	1'-5"	3'-6"	—	CORE CONCEPTS
M4-10		DINING BAR MILLWORK, 10' WIDE	10'-0"	1'-5"	3'-6"	—	CORE CONCEPTS
M7		CASH WRAP, DUAL STATION	13'-2 3/4"	8'-11 1/4"	2'-10"	—	CORE CONCEPTS
M9		CASH WRAP, ROUND	10'-0"	10'-0"	2'-10"	—	CORE CONCEPTS
M10	1	CASH WRAP, SINGLE STATION	6'-2"	6'-2"	2'-10"	—	CORE CONCEPTS
M11	1	HOT FOOD AREA MILLWORK				—	CORE CONCEPTS
M12	166	FAUX STONE WALL TILE (PER SF)				—	CORE CONCEPTS

MILLWORK SCHEDULE CONTINUED

ITEM #	QTY	DESCRIPTION	SIZE W	SIZE D	SIZE H	COMMENTS	SUPPLIED BY
M13		CASH WRAP SELF-SERVE					CORE CONCEPTS
M14		BULK STACK MERCHANDISER	4'-0"	3'-0"	—	—	CORE CONCEPTS
M15		END CAP MERCHANDISER TABLE	3'-0"	1'-6"	2'-10"	—	CORE CONCEPTS
M16	4	SLATWALL PANEL (PER LF)	VARIES	1"	4'-0"	—	CORE CONCEPTS
M17		SWING GATE	3'-0"	0'-6"	VARIES	SPECIFIC TO SITE	CORE CONCEPTS
M18		JAMBA GO BASE CABINET (428-2)	4'-3"	2'-11"	2'-10"	PCD FINISH W/RED COUNTERTOP	CORE CONCEPTS
M19		STACKS AREA MILLWORK	VARIES	VARIES	3'-0"	SPECIFIC TO SITE	CORE CONCEPTS
M20		BEVERAGE FOUNTAIN LINE CHASE	0'-9"	0'-9"	VARIES	SPECIFIC TO SITE	CORE CONCEPTS
M21		JAMBA GO BASE CABINET (432-2)	5'-2"	2'-11"	2'-10"	PCD FINISH W/RED COUNTERTOP	CORE CONCEPTS
M22		ISLAND PRODUCE MERCHANDISER	4'-0"	3'-0"	3'-11 1/4"	—	CORE CONCEPTS
M22-1		END CAP PRODUCE MERCHANDISER (6 BASKET)	3'-2"	10"	3'-8"	BACK TO BACK	CORE CONCEPTS
M22-2		END CAP PRODUCE MERCHANDISER (8 BASKET)	4'-11 1/2"	10"	3'-8"		CORE CONCEPTS
M25		BREAD SHELVES	2'-8"	1'-3"	2'-8"		CORE CONCEPTS
M200		24" WALL STORAGE CABINET	2'-0"	1'-0"	2'-0"		CORE CONCEPTS
M201		36" WALL STORAGE CABINET	3'-0"	1'-0"	2'-0"		CORE CONCEPTS
M202		48" WALL STORAGE CABINET	4'-0"	1'-0"	2'-0"		CORE CONCEPTS
M203		JAMBA GO BASE CABINET (428-2)				JAMBA FINISH (GRAPHIC)	CORE CONCEPTS
M204		JAMBA GO BASE CABINET (432-2)				JAMBA FINISH (GRAPHIC)	CORE CONCEPTS
M205		24" DIVIDER WALL	0'-4"	2'-0"	8'-0"		CORE CONCEPTS
M206	3	36" DIVIDER WALL	0'-4"	3'-0"	8'-0"		CORE CONCEPTS
M207	2	48" DIVIDER WALL	0'-4"	4'-0"	8'-0"		CORE CONCEPTS
M208		24" CORNER WALL	2'-0"	2'-0"	8'-0"		CORE CONCEPTS
M209	1	36" CORNER WALL	3'-0"	3'-0"	8'-0"		CORE CONCEPTS
M210		HOT BAR CONDIMENT CABINET	3'-6"	2'-2"	2'-10"		CORE CONCEPTS
M211		48" CORNER WALL	4'-0"	4'-0"	8'-0"		CORE CONCEPTS
M212-1		MENU BOARD PANEL (24" x 22")	2'-0"	0'-3 1/4"	1'-10"	BRUSHED PEWTER LAMINATE ALL AROUND/20 x 18 LIFT LENS	CORE CONCEPTS
M213	1	POS MILLWORK BACK WALL	6'-0"	0'-4"	VARIES	LAMINATED BLACK	CORE CONCEPTS
M214		MILLWORK DIVIDER WALL SUPPORT	VARIES	0'-3 1/4"	1'-4"	LAMINATED BLACK	CORE CONCEPTS

FIXTURE SCHEDULE

ITEM #	QTY	DESCRIPTION	SIZE W	SIZE D	SIZE H	COMMENTS	SUPPLIED BY
F2		BH 2-72 PAINTED HARDBOARD	2'-0"	—	6'-0"	GONDOLA FINISHED BACK	CORE CONCEPTS
F6	2	IMPULSE BIN, MOBILE	—	—	—	—	CORE CONCEPTS
F27		BISTRO BARSTOOLS (MODEL No. 61BS)	—	—	—	GRAND RAPIDS COMPANY	ARAMARK
F28		ROUND TABLE & BASE (MODEL No. SP42R)	—	—	—	—	ARAMARK
F29		BH-3-72 PAINTED HARDBOARD	3'-0"	—	6'-0"	GONDOLA FINISHED BACK	CORE CONCEPTS
F30	3	WALL SHELVING	2'-2"	1'-0"	6'-10"	8-SHELVES & SIGN HOLDER	CORE CONCEPTS
F31	3	WALL SHELVING CLEAR LIP (SET OF 8)	—	—	—	PART OF WALL SHELVING UNIT	CORE CONCEPTS
F32		BH 4-72 PAINTED HARDBOARD	4'-0"		6'-0"	GONDOLA FINISHED BACK	CORE CONCEPTS
F38.2		BISTRO CHAIRS (MODEL # 61)				WOOD FINISH	ARAMARK
F38.4		ROUND TABLE 36" W/BASE				36R LAM TOP, VINTEE EDGE	ARAMARK
F40	2	CASH AREA EMPLOYEE STOOL	TBD	TBD	TBD	INCLUDES CASTERS	CORE CONCEPTS
F41	1	1 LOT OF 100 8" PEG HOOKS				PART OF GONDOLAS	CORE CONCEPTS
F42	1	1 LOT OF 100 11" PEG HOOKS				PART OF GONDOLAS	CORE CONCEPTS
F201		2' WALL GONDOLA, SINGLE SIDED	2'-0"	1'-6"	6'-0"	6-SHELVES & SIGN HOLDER	CORE CONCEPTS
F202	2	3' WALL GONDOLA, SINGLE SIDED	3'-0"	1'-6"	6'-0"	6-SHELVES & SIGN HOLDER	CORE CONCEPTS
F203		4' WALL GONDOLA, SINGLE SIDED	4'-0"	1'-6"	6'-0"	6-SHELVES & SIGN HOLDER	CORE CONCEPTS
F204	1	1 LOT GONDOLA SHELVING METAL LIP	—	—	—	50% OF ALL SHELVES NEED A LIP	CORE CONCEPTS
F205		2' ISLAND GONDOLA, DOUBLE SIDED	2'-0"	3'-0"	4'-6"	5-SHELVES & SIGN HOLDER	CORE CONCEPTS
F206	1	3' ISLAND GONDOLA, DOUBLE SIDED	3'-0"	3'-0"	4'-6"	5-SHELVES & SIGN HOLDER	CORE CONCEPTS
F207		4' ISLAND GONDOLA, DOUBLE SIDED	4'-0"	3'-0"	4'-6"	5-SHELVES & SIGN HOLDER	CORE CONCEPTS
F208	2	3' ISLAND GONDOLA, END CAP	3'-0"	1'-6"	4'-6"	5-SHELVES & SIGN HOLDER	CORE CONCEPTS
F209		3' GONDOLA END WALL W/2 SHELVES	3'-0"	1'-6"	4'-6"	2-SHELVES & SIGN HOLDER	CORE CONCEPTS
F210		FOUR WAY MERCHANDISER			4'-6"	4 SHELVES	CORE CONCEPTS

Lexington, Kentucky

UK - STUDENT CENTER RENOVATION AND EXPANSION - BP#3

MILLWORK & FIXTURE SCHEDULE

Job Number: 0990.01 SEPT 2016
Drawn By: CORE CONCEPTS Checked By: DZ
Revision: 7

This Drawing and the Design shown thereon are the property of Omni Architects. The reproduction, copying or other use of this Drawing without the express written consent of Omni Architects is prohibited.

TIPTON ASSOCIATES

1315 Peachtree Street
Atlanta, Georgia 30309
p 404.873.2300
www.perkinswill.com
PERKINS + WILL

212 North Upper Street
Lexington, Kentucky 40507-1001
p 859.252.6664
www.omniarchitects.com
Omni ARCHITECTS

TIPTON ASSOCIATES

RECORD DOCUMENTS - JANUARY 2019

These Record Documents have been prepared based on information provided by others. The Consultant has not verified the accuracy and/or completeness of this information and shall not be responsible for any errors or omissions that may be incorporated as a result of erroneous information provided by others.

PCO #062
BP3 - PCO # 062
FS504

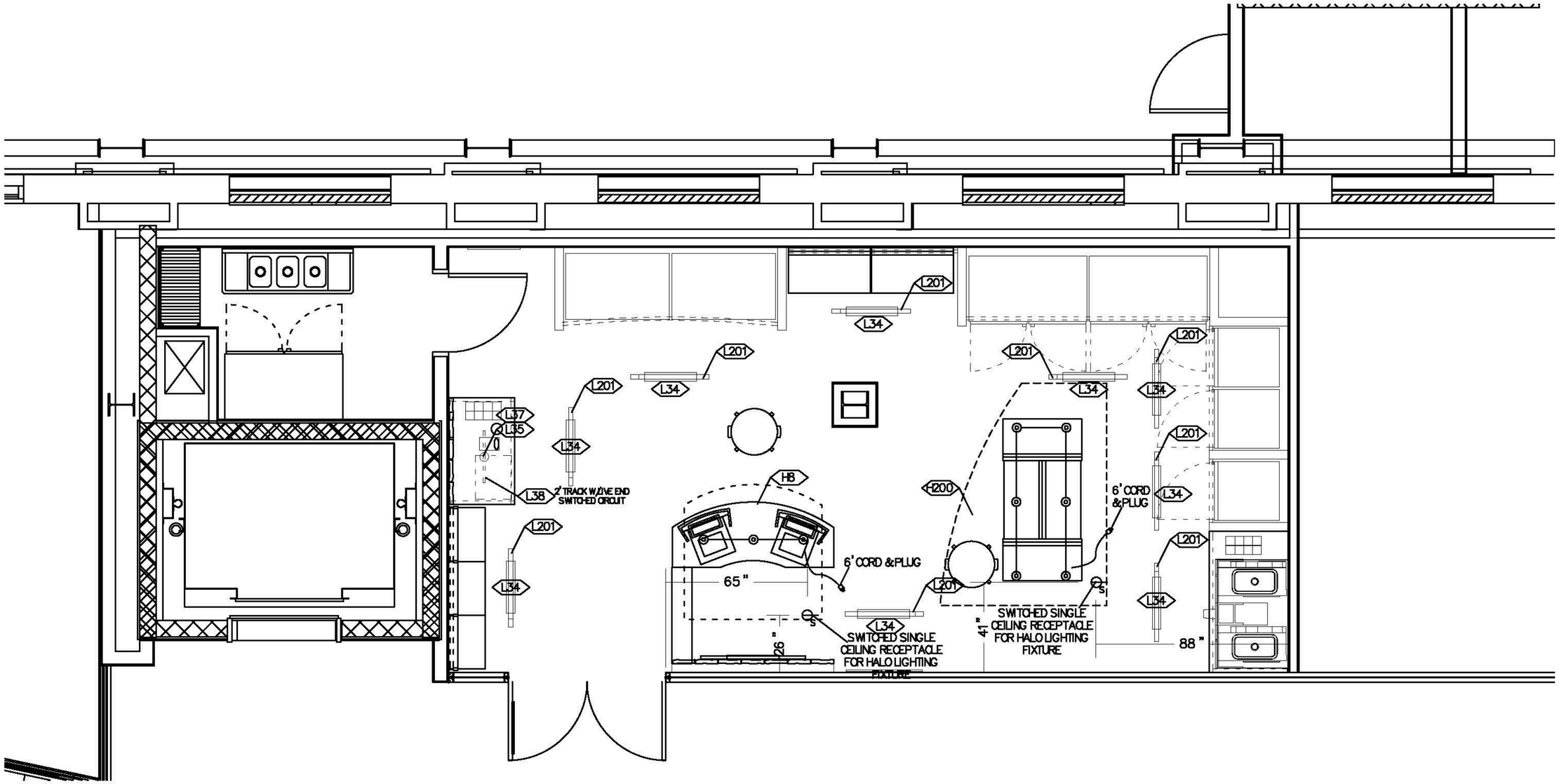

GENERAL NOTES:

ALL LIGHTING CIRCUITS TO BE SWITCHED.

GENERAL LIGHTING NOT SHOWN

L201 TRACK TO BE FURNISHED & INSTALLED BY E.C.

UK - STUDENT CENTER RENOVATION AND EXPANSION - BP#3

Lexington, Kentucky

ACCENT LIGHTING PLAN

Job Number: 0990.01 SEPT 2016

Drawn By: CORE CONCEPTS Checked By: DZ Revision: 7

This Drawing and the Design shown thereon are the property of Omni Architects. The reproduction, copying or other use of this Drawing or any part thereof without the consent of Omni Architects is prohibited.

Omni ARCHITECTS
212 North Upper Street
Lexington, Kentucky 40507-1001
p 859.252.6664
www.omniarchitects.com

PERKINS + WILL
1315 Peachtree Street
Atlanta, Georgia 30309
p 404.873.2300
www.perkinswill.com

TIPTON ASSOCIATES

RECORD DOCUMENTS - JANUARY 2019

These Record Documents have been prepared based on information provided by others. The Consultant has not verified the accuracy and/or completeness of this information and shall not be responsible for any errors or omissions that may be incorporated as a result of erroneous information provided by others.

PCO #062

BP3 - PCO # 062

FS505

SIGNAGE SCHEDULE

ITEM #	QTY	DESCRIPTION	SIZE W	SIZE D	SIZE H	COMMENTS	SUPPLIED BY
S49		WALL MURAL PHOTO IMAGE (SQFT)	4'-0"		3'-0"	SITE SPECIFIC	CORE CONCEPTS
S50-1	1	"WILDCAT" LOGO SIGN, METAL	24"	0'-1/8"	24"	—	CORE CONCEPTS
S51		GROCERY SIGN PACKAGE	48"			PACKAGE OF 18	CORE CONCEPTS
S52		SHELF TALKER SIGN PACKAGE	4"		3"	PACKAGE OF 30	CORE CONCEPTS
S53		POLICY SIGN	24"		24"	—	CORE CONCEPTS
S54		HOURS OF OPERATION SIGN	20"		18 1/2"	—	CORE CONCEPTS
S55		AIRSCREEN HEADERS	52"		9"	PACKAGE OF 4	CORE CONCEPTS
S56		REACH-IN FREEZER HEADERS	52"		9"	PACKAGE OF 4	CORE CONCEPTS
S57		REACH-IN COOLER HEADERS	52"		9"	PACKAGE OF 4	CORE CONCEPTS
S62		FIVE PILLARS SIGN PACKAGE				5 PILLARS, 1 SUMMARY	CORE CONCEPTS
S63		SLATWALL SIGN PACKAGE	24"		4"	PACKAGE OF 3	CORE CONCEPTS
S64		LARGE WALL POSTERS	24"		36"	PACKAGE OF 3	CORE CONCEPTS
S65		SMALL WALL POSTERS	17"		24"	PACKAGE OF 3	CORE CONCEPTS
S66		WALL APPLIED LETTERS				3 CATEGORY SIGNS	CORE CONCEPTS
S67		END CAP SIGNS				3 CATEGORY SIGNS	CORE CONCEPTS
S68		GREEN PRACTICES SIGN				—	CORE CONCEPTS
S69-1	24	DOUBLE SIDED WALL MURAL (SQFT)	4'-0"	0'-1/8"	3'-0"	"WILDCAT"	CORE CONCEPTS
S70		PAYMENT SIGN				—	CORE CONCEPTS
S200		BUDGET SIGN KITS				—	CORE CONCEPTS
S201		JOHNSON WINDOW FILM SCENIC VIEW #SV10 WINDOW FILM .	VARIES		VARIES	INTERIOR INSTALLATION	OTHERS
S202-1	1	"WILDCAT" LOGO APPLIQUE-OPAQUE	24"	0'-1/8"	24"	POD LOGO ON GLASS DOOR	CORE CONCEPTS
S203		POD LOGO TRANSLUCENT FROSTED	24"	0'-1/8"	24"	POD LOGO ON GLASS DOOR	CORE CONCEPTS
S204	1	JAMBA GO MERCHANDISER	0'-10"	2'-7"	3'-5"	INCLUDES ALL THE GRAPHIC	CORE CONCEPTS
S205		CUSTOM 4-PANEL MENU SYSTEM	161"		18"	4 LIFT LENSE MENU PANEL	CORE CONCEPTS
S206		CUSTOM SNEEZE GUARD SIGNS	48"		7"	ADHERE TO FRONT OF GLASS	CORE CONCEPTS
S207		WALL MOUNT LTO PANELS	21 3/4"		18 1/2"	LIFT LENSE TYPE W/GRAPHIC PAPER INSERT	CORE CONCEPTS
S208		CUSTOM "STACKS" LOGO SIGN	61 1/2"		14 3/4"	3 LAYERS W/MOUNTED 3D LETTERS	CORE CONCEPTS
S209	1	" WILDCAT" WINDOW GRAPHICS	VARIES		VARIES		CORE CONCEPTS
S210		SPARE				—	TBD
S211		SPARE				—	TBD
S212		SPARE				—	TBD
S213		SPARE				—	TBD
S214		SPARE				—	TBD
S215		SPARE				—	TBD
S216		SPARE				—	TBD
S217		SPARE				—	TBD

VALANCE SCHEDULE

ITEM #	QTY	DESCRIPTION	SIZE W	SIZE D	SIZE H	COMMENTS	SUPPLIED BY
V58	3	"FREEZIN" VALANCE (LIN FT)	VARIES	13 3/4"	30"	OVER FREEZERS	CORE CONCEPTS
V59	14	"CHILLIN" VALANCE (LIN FT)	VARIES	13 3/4"	30"	OVER COOLERS	CORE CONCEPTS
V60	9	"RECHARGE" VALANCE (LIN FT)	VARIES	13 3/4"	30"	OVER HOT/COLD BEVERAGES	CORE CONCEPTS
V60-1		"FRESH & GREEN" VALANCE (LIN FT)	VARIES	13 3/4"	30"	OVER PRODUCE	CORE CONCEPTS
V60-2		"AU NATURAL" VALANCE (LIN FT)	VARIES	13 3/4"	30"	—	CORE CONCEPTS
V60-3	6	"SWEET & SALTY" VALANCE (LIN FT)	VARIES	13 3/4"	30"	OVER WALL SHELVES	CORE CONCEPTS
V60-4		"ORGANIC" VALANCE (LIN FT)	VARIES	13 3/4"	30"	—	CORE CONCEPTS
V61-1	9	"WILDCAT" VALANCE-CURVED (LIN FT)	VARIES	VARIES	30"	OVER AIRSCREENS	CORE CONCEPTS
V200		POD VALANCE – STRAIGHT	VARIES	13 3/4"	30"	—	CORE CONCEPTS
V201		WALL CABINET SIGNAGE (SQ FT) "STOCK UP"	VARIES		36"		CORE CONCEPTS
V202	6	"STOCK UP" VALANCE (LIN FT)	VARIES	13 3/4"	30"	OVER WALL GONDOLAS	CORE CONCEPTS
V203		"SAY WHEN" VALANCE (LIN FT)	VARIES	13 3/4"	30"	OVER BULK CANDY	CORE CONCEPTS

HALO SCHEDULE

ITEM #	QTY	DESCRIPTION	SIZE W	SIZE D	SIZE H	VOLTS	WATTS	AMPS	NEMA #	SUPPLIED BY
H8	1	HALO "D" ETL LISTED –INCL 3 PENDANTS	5'-3"	5'-2"	0'-5"	120	150	1.25	5-15	CORE CONCEPTS
H17		HALO "B" ETL LISTED –INCL 6 PENDANTS	11'-9"	6'-5"	0'-5"	120	300	2.5	5-15	CORE CONCEPTS
H18		HALO "C" ETL LISTED -INCL 3 PENDANT	9'-9 5/8"	3'-0"	0'-5"	120	150	1.25	5-15	CORE CONCEPTS
H19		HALO "A" ETL LISTED –INCL 6 PENDANTS	11'-9"	7'-3"	0'-5"	120	300	2.5	5-15	CORE CONCEPTS
H200	1	HALO "G" ETL LISTED –INCL 6 PENDANTS	8'-6 1/2"	6'-5"	0'-5"	120	300	2.5	5-15	CORE CONCEPTS
H201		HALO "E" ETL LISTED –INCL 2 PENDANTS	3'-11"	3'-7"	0'-5"	120	300	2.5	5-15	CORE CONCEPTS
H202		HALO "F" ETL LISTED –INCL 3 PENDANT	5'-5"	2'-8 1/2"	0'-5"	120	300	2.5	5-15	CORE CONCEPTS
H203		SPARE								
H204		SPARE								

FLOORING SCHEDULE

ITEM #	DESCRIPTION	COLOR /EDGE	MFG	SIZE	SUPPLIED BY
FT20	FLOORING –FRONT OF HOUSE	SURFACE #8/EDGE SE X-2157	CENTIVA	6"	BY G.C.
FT20-1	BASE TRIM –BLACK	#40/BLACK/.080" VINYL OR 1/8" RUBBER	JOHNSONITE	6"	BY G.C.
FT20-2	FREESTYLE BAMBOO		SELETECH	18.5 x18.5	BY G.C.
FT21	TRANSITION (TRANS-FS)	EG-XX-W 3/8" METERIAL TO FLOOR (3/8" x 12")	JOHNSONITE	12'-0"	CORE CONCEPTS
FT20-1	BASE TRIM –BLACK	#40/BLACK/.080" VINYL OR 1/8" RUBBER	JOHNSONITE	6"	BY G.C.
FT20-2	BASE TRIM –WHITE	#194/ANTIQUE WHITE/.080" VINYL OR 1/8" RUBBER	JOHNSONITE	6"	BY G.C.
FT200	SPARE				

FINISH SCHEDULE

ITEM #	TYPE	SHEEN	COLOR /EDGE	MFG	SUPPLIED BY
P23	PAINT	EGGSHELL	NAVAJO WHITE /SW 6126	SHERWIN WILLIAMS	BY G.C.
P23-1	PAINT	EGGSHELL	GOLDENROD /SW 6677	SHERWIN WILLIAMS	BY G.C.
P23-2	PAINT	FLAT	SASSY GREEN /SW 6416	SHERWIN WILLIAMS	BY G.C.
P23-3	PAINT	EGGSHELL	SASSY GREEN /SW 6416	SHERWIN WILLIAMS	BY G.C.
P23-4	PAINT	EGGSHELL	TRICORN BLACK /SW 6258	SHERWIN WILLIAMS	BY G.C.
P201	SPARE				

LIGHTING SCHEDULE

ITEM #	QTY	DESCRIPTION	MFG	MODEL NUMBER	LAMP TYPE	WATTS	COMMENTS	SUPPLIED BY
L33	9	PENDANT LIGHT	JUNO	P69PM-BNK-BZL	GY6.35	50	INSTALLED IN HALOS SEE HALO SCHEDULE	CORE CONCEPTS
L34	9	WALL WASH LIGHT	JUNO	T5T22SLT5	(2) F24T5/841/HO	59	REQUIRES TRACK INSTALLATION BY	CORE CONCEPTS
L34-LD		WALL WASH LIGHT -LED	JUNO					CORE CONCEPTS
L35	1	SPOT LIGHT	JUNO	T630-9-SL	MR16	50	EACH REQUIRES (1) #T537	CORE CONCEPTS
L35-LD		SPOT LIGHT -LED	JUNO					CORE CONCEPTS
L35-A		SPOT LIGHT EXTENSION WANDS	JUNO	TLW-12SL/18SL/24SL/36SL/48SL			USED ON CEILING ABOVE 10' AFF. EXTENSION WANDS REQUIRES TRACK	CORE CONCEPTS
L36		WALL WASH LIGHT –SUSPENDED	JUNO	T5C22SL	(2) F24T5/841/HO	59	INSTALLATION BY E.C.	CORE CONCEPTS
L37	1	SPOT LIGHT TRANSFORMER	JUNO	T537			1 PER FIXTURE	CORE CONCEPTS
L38	1	SPOT LIGHT TRACK (12' & 6')	JUNO	T(2',4',6',8' 12')WH			REQ. LIVE END & CLIPS	G.C. /E.C.
L201	9	WALL WASH TRACK KIT 1 KIT PER WALL WASH FIXTURE	JUNO JUNO JUNO	T4WH (4' WHITE TRACK) T38WH (WHITE LIVE END FEED) T37F (MOUNTING CLIP, 2 REQ PER 4' TRACK)			THESE ITEMS ARE RECOMENDATIONS ONLY CONTRACTOR TO VERIFY. CONTRACTOR TO SUPPLY APROPRIATE MOUNTING	G.C. /E.C.
L202		SPARE						

RECORD DOCUMENTS - JANUARY 2019

These Record Documents have been prepared based on information provided by others. The Consultant has not verified the accuracy and/or completeness of this information and shall not be responsible for any errors or omissions that may be incorporated as a result of erroneous information provided by others.

PCO #062

BP3 - PCO # 062

FS506

UK - STUDENT CENTER RENOVATION AND EXPANSION - BP#3

Lexington, Kentucky

SIGNAGE, VALANCE, HALO, FLOORING, FINISH & LIGHTING SCHEDULE

Job Number: 0990.01 SEPT 2016 Drawn By: CORE CONCEPTS Checked By: DZ Revision: 7

This Drawing and the Design shown thereon are the property of Omni Architects. The reproduction, copying or other use of this Drawing or any part thereof without the consent of Omni Architects is prohibited.

TIPTON ASSOCIATES

PERKINS + WILL
1315 Peachtree Street
Atlanta, Georgia 30309
p.404.873.2300
www.perkinswill.com

Omni ARCHITECTS
212 North Upper Street
Lexington, Kentucky 40507-1001
p.859.252.6664
www.omniarchitects.com

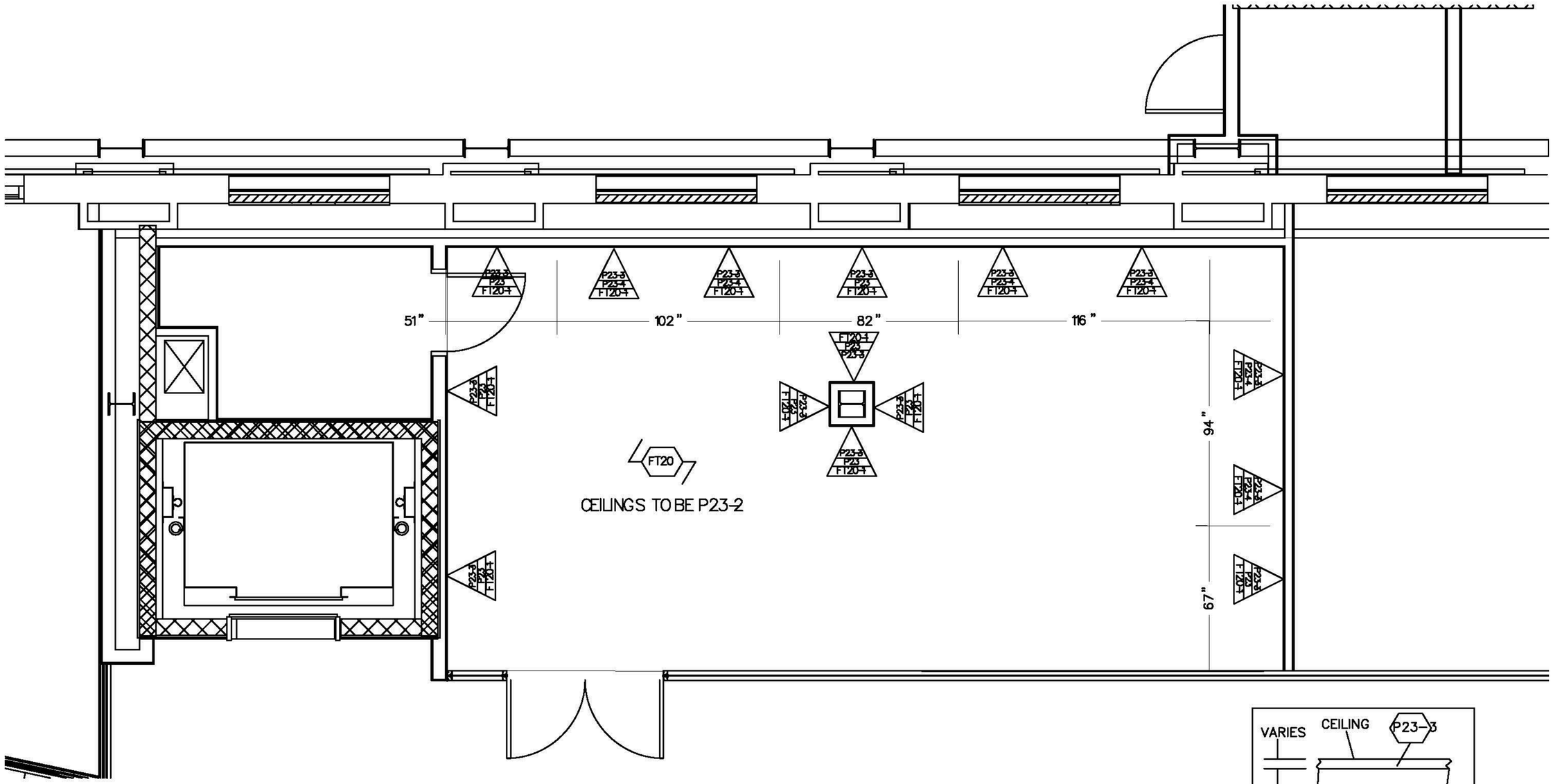

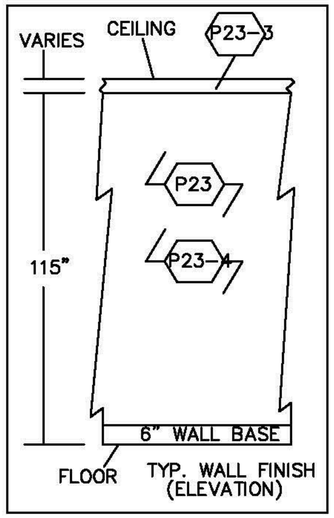

GENERAL NOTES

1) ALL WALLS INSIDE OF BRANDED SPACE TO BE PAINTED WITH P23 OR P23-4 FROM FLOOR TO CEILING. IF WALLS EXCEED 115" IN HEIGHT, PAINT WITH P23-3 FROM 115" A.F.F. TO CEILING.

2) EXISTING DOOR AND WINDOW TRIM TO BE PAINTED WITH P23 FROM FLOOR TO 115" A.F.F. AND P23-3 ABOVE 115" A.F.F. IF NECESSARY, UNLESS IF TRIM IS UN-PAINTED, WHICH IS TO REMAIN AS IS.

3) ALL WALLS TO HAVE FT20-1 BASE TRIM INSTALLED WHERE POSSIBLE.

4) FLOORING AND PAINT TO BE INSTALLED PER MANUFACTURER'S RECCOMENDATIONS AND WILL CARRY FULL MANUFACTURER'S WARRANTY.

RECORD DOCUMENTS - JANUARY 2019

These Record Documents have been prepared based on information provided by others. The Consultant has not verified the accuracy and/or completeness of this information and shall not be responsible for any errors or omissions that may be incorporated as a result of erroneous information provided by others.

TIPTON ASSOCIATES

PCO #062

BP3 - PCO # 062

FS507

UK - STUDENT CENTER RENOVATION AND EXPANSION - BP#3

Lexington, Kentucky

FLOORING & FINISH PLAN

Job Number: 0990.01 SEPT 2016

Drawn By: CORE CONCEPTS Checked By: DZ Revision: 7

This Drawing and the Design shown thereon are the property of Omni Architects. The reproduction, copying or other use of this Drawing or Design without the express consent of Omni Architects is prohibited.

TIPTON ASSOCIATES

PERKINS + WILL
1315 Peachtree Street
Atlanta, Georgia 30309
p 404.873.2300
www.perkinswill.com

Omni ARCHITECTS
212 North Upper Street
Lexington, Kentucky 40507-1001
p 859.252.6664
www.omniarchitects.com

EXISTING /RELOCATED EQUIPMENT SCHEDULE

ITEM #	ITEM QTY	NAME	MFR	MODEL #	SIZE L	SIZE D	SIZE H	ELECTRICAL HP	ELECTRICAL KW	ELECTRICAL AMPS	ELECTRICAL VOLT/PH	ELECTRICAL NEMA #	PLUMBING WATER HOT	PLUMBING WATER COLD	PLUMBING DRAIN W	PLUMBING DRAIN IW	COMMENTS	RELOCATED OR EXISTING

EXISTING /RELOCATED MILLWORK SCHEDULE

ITEM #	ITEM QTY	DESCRIPTION	SIZE W	SIZE D	SIZE H	COMMENTS	RELOCATED OR EXISTING
						—	

EXISTING /RELOCATED FIXTURE SCHEDULE

ITEM #	ITEM QTY	DESCRIPTION	SIZE W	SIZE D	SIZE H	COMMENTS	RELOCATED OR EXISTING

RECORD DOCUMENTS - JANUARY 2019

These Record Documents have been prepared based on information provided by others. The Consultant has not verified the accuracy and/or completeness of this information and shall not be responsible for any errors or omissions that may be incorporated as a result of erroneous information provided by others.

TIPTON ASSOCIATES

PCO #062

BP3 - PCO # 062

FS508

Lexington, Kentucky

UK - STUDENT CENTER RENOVATION AND EXPANSION - BP#3

EXISTING/RELOCATED ITEMS SCHEDULE

Job Number: 0990.01 SEPT 2016

Drawn By: CORE CONCEPTS Checked By: DZ Revision: 7

This Drawing and the Design shown thereon are the property of Omni Architects. The reproduction, copying or other use of this Drawing or Design without the written consent of Omni Architects is prohibited.

TIPTON ASSOCIATES

1315 Peachtree Street
Atlanta, Georgia 30309
p 404.873.2300
www.perkinswill.com

PERKINS + WILL

212 North Upper Street
Lexington, Kentucky 40507-1001
p 859.252.6664
www.omniarchitects.com

Omni ARCHITECTS

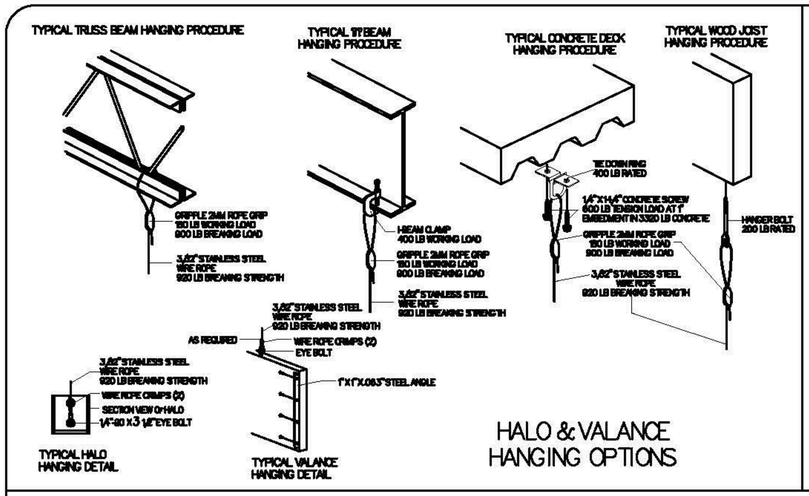

HALO & VALANCE HANGING OPTIONS

TYPICAL CABINET ELECTRICAL

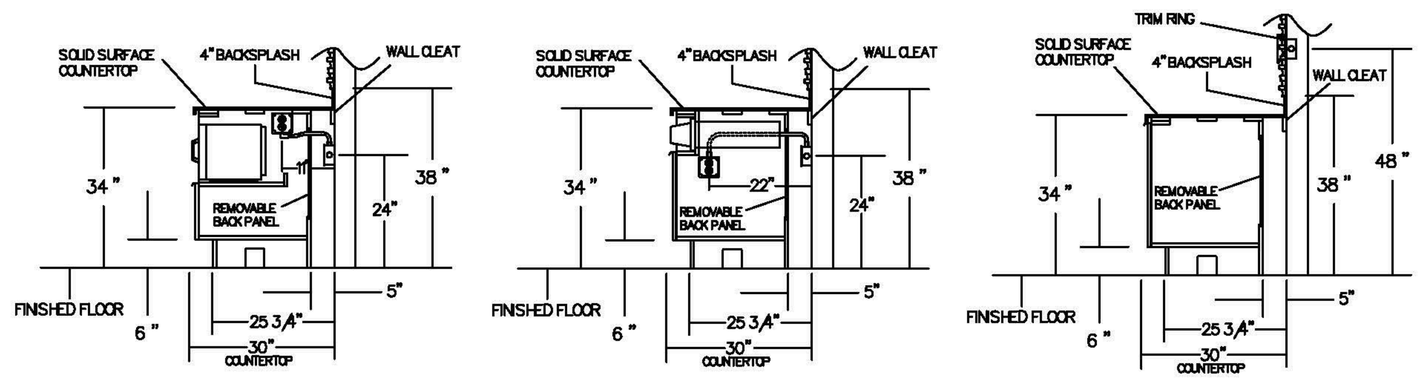

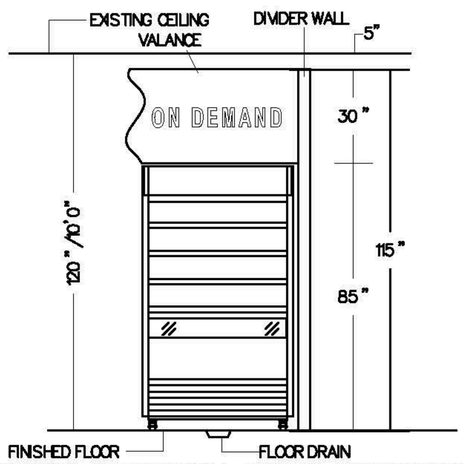

TYPICAL DIVIDER WALL AND VALANCE HEIGHTS
ESTIMATED (10'-0" CEILING)

NOTE: TRUE (TAC-72-LD) 6' VERTICAL AIRCURTAIN AND (TAC-48-LD) 4' VERTICAL AIRCURTAIN SHOULD HAVE ELECTRICAL OUTLETS LOCATED @ 86" AFF. TRUE (GDM-49F-LD) REACH IN 2 DOOR FREEZERS (GDM-23-LD) REACH IN ONE DOOR FREEZER SHOULD HAVE ELECTRICAL OUTLETS LOCATED AT 86" AFF.

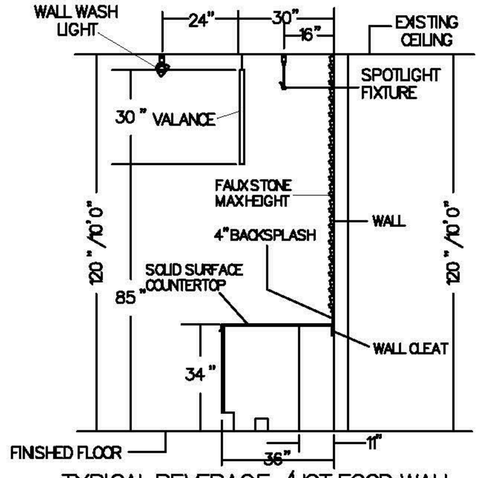

TYPICAL BEVERAGE /HOT FOOD WALL
ESTIMATED (10'-0" CEILING)

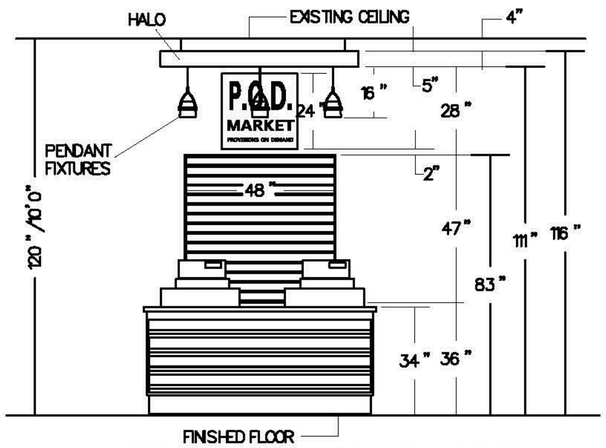

TYPICAL HALO AND PENDANT HEIGHTS
ESTIMATED (10'-0" CEILING)

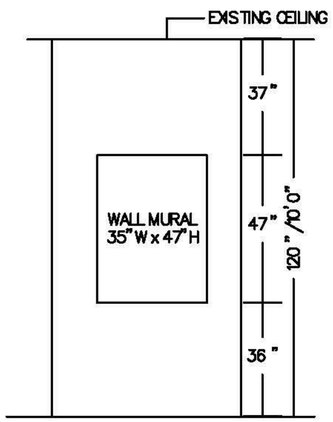

TYPICAL WALL MURALS
ESTIMATED (10'-0" CEILING)

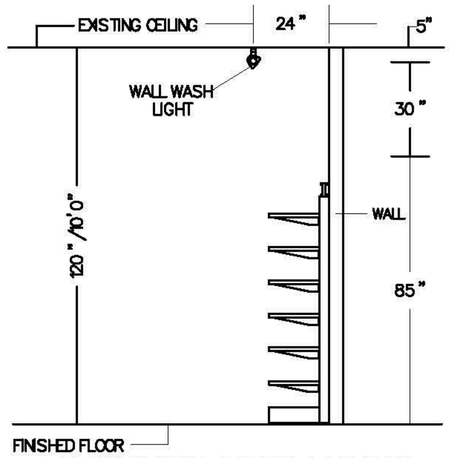

TYPICAL WALL GONDOLA HEIGHTS
ESTIMATED (10'-0" CEILING)

TYPICAL FINISHES

- SS-1 = WILSONART #9144SN (5) CHOCOLATE SOLID SURFACE
- ML-1 = FORMICA DECOMETAL #M2032 BRUSHED PEWTER LAMINATE
- PL-1 = WILSONART #7942K-07 COCOBALA LAMINATE
- MT-1 = TYPE 304 BRUSHED STAINLESS STEEL SHEET

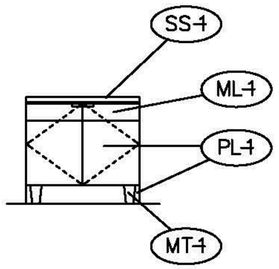

RECORD DOCUMENTS - JANUARY 2019

These Record Documents have been prepared based on information provided by others. The Consultant has not verified the accuracy and/or completeness of this information and shall not be responsible for any errors or omissions that may be incorporated as a result of erroneous information provided by others.

PCO #062

BP3 - PCO # 062

FS509

UK - STUDENT CENTER RENOVATION AND EXPANSION - BP#3

Lexington, Kentucky

TYPICAL VALANCE & HALO HEIGHTS

Job Number: 0990.01 SEPT 2016

Drawn By: CORE CONCEPTS Checked By: DZ Revision: 7

This Drawing and the Design shown thereon are the property of Omni Architects. The reproduction, copying or other use of this Drawing or Design without the express consent of Omni Architects is prohibited.

DARRIN BADON REGISTERED 19173 COMMONWEALTH OF KENTUCKY ARCHITECT

TIPTON ASSOCIATES

PERKINS + WILL
1315 Peachtree Street
Atlanta, Georgia 30309
p 404.873.2300
www.perkinswill.com

Omni ARCHITECTS
212 North Upper Street
Lexington, Kentucky 40507-1001
p 859.252.6664
www.omniarchitects.com

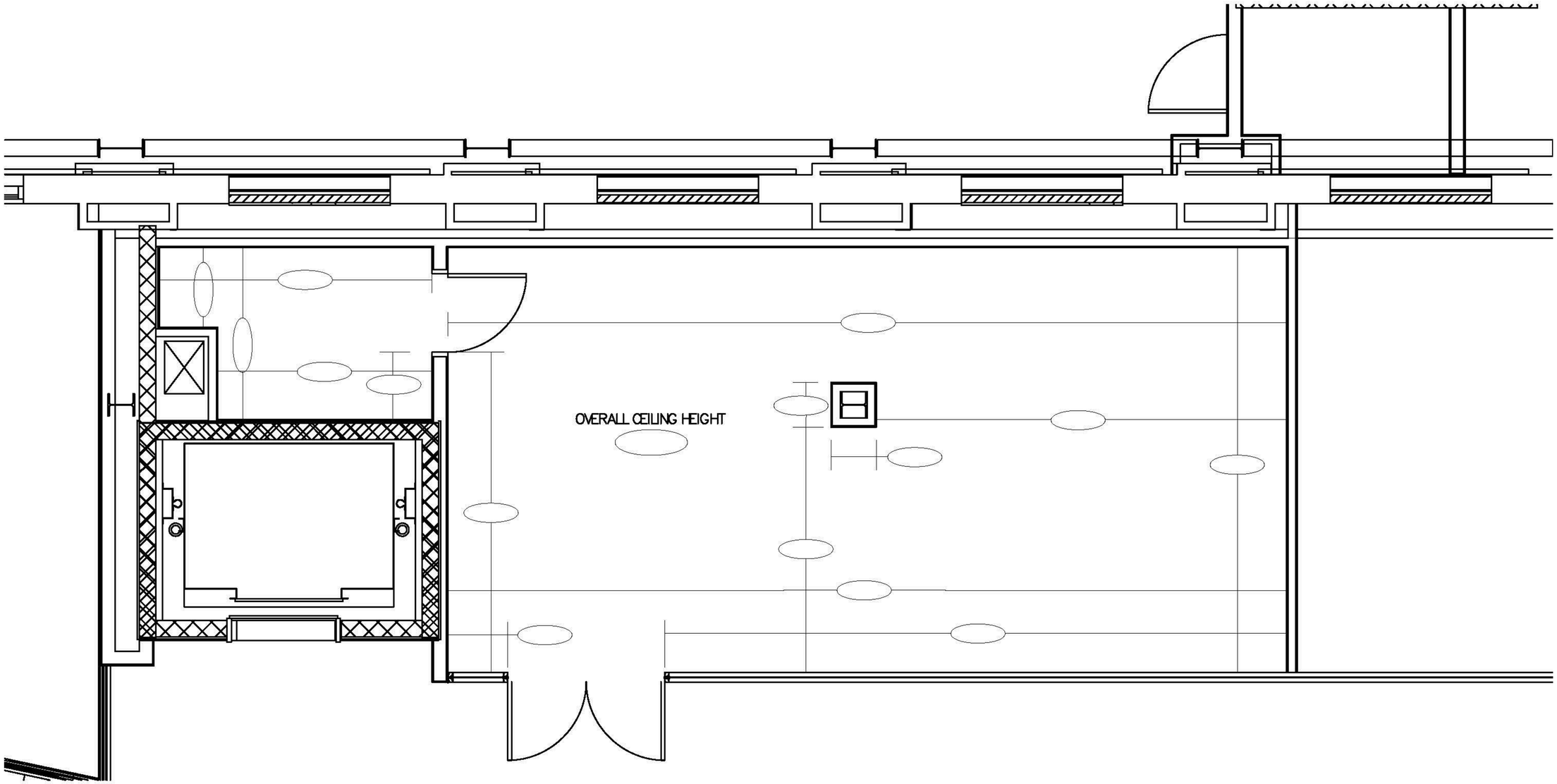

PLEASE FILL IN THE CORRECT AS-BUILT DIMENSIONS AS INDICATED BY THE OVALS, TAKE PHOTOS OF ALL WALLS, FLOORS AND CEILING WHICH WILL SHOW ANY OBSTRUCTIONS SUCH AS LIFE SAFETY EQUIPMENT, THERMOSTAT ETC.
PLEASE E-MAIL COMPLETED DRAWING AND PHOTOS TO:

crandall@coreconceptsinc.com

Lexington, Kentucky

UK - STUDENT CENTER RENOVATION AND EXPANSION - BP#3

AS BUILT DIMENSION REQUEST

Job Number: 0990.01 SEPT 2016
Drawn By: CORE CONCEPTS Checked By: DZ Revision: 7

This Drawing and the Design shown thereon are the property of Omni Architects. The reproduction, copying or other use of this Drawing or Design without the written consent of Omni Architects is prohibited.

Omni ARCHITECTS
212 North Upper Street
Lexington, Kentucky 40507-1001
p 859.252.6604
www.omniarchitects.com

PERKINS + WILL
1315 Peachtree Street
Atlanta, Georgia 30309
p 404.873.2300
www.perkinswill.com

TIPTON ASSOCIATES

DARRIN BADON REGISTERED COMMONWEALTH OF KENTUCKY ARCHITECT

RECORD DOCUMENTS - JANUARY 2019

These Record Documents have been prepared based on information provided by others. The Consultant has not verified the accuracy and/or completeness of this information and shall not be responsible for any errors or omissions that may be incorporated as a result of erroneous information provided by others.

TIPTON ASSOCIATES

PCO #062 BP3 - PCO # 062

FS510