

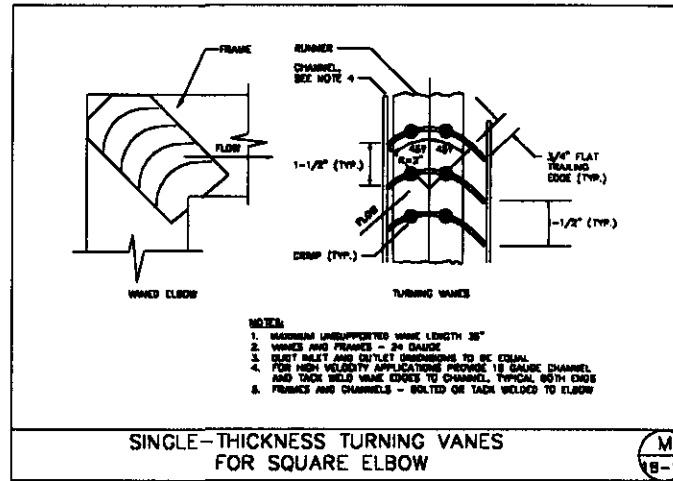


- NEW PIPE WITH DIRECTION OF FLOW
- PIPE DROP
- PIPE RISE
- PITCH UP IN DIRECTION OF FLOW
- PITCH DOWN IN DIRECTION OF FLOW
- UNION
- FLANGED CONNECTION
- CONCENTRIC REDUCER
- DEAD END, SCREWED CAP
- EXPANSION LOOP
- PIPE EXPANSION JOINT
- PIPE ALIGNMENT GUIDE
- PIPE ANCHOR
- GATE VALVE
- GLOBE VALVE
- DRAIN VALVE
- CHECK VALVE, SWING OR LIFT
- BUTTERFLY VALVE
- BALL VALVE
- BALANCING VALVE
- PLUG VALVE (TYPE AS NOTED)
- PRESSURE REDUCING VALVE
- TWO-WAY AUTOMATIC CONTROL VALVE
- THREE-WAY AUTOMATIC CONTROL VALVE
- FLOW CONTROL VALVE
- VIBRATION ISOLATOR IN HANGER
- TEST PLUG
- DRAIN
- CONDENSATE
- VENT OR ATMOSPHERIC RELIEF
- CHWS - CHILLED WATER SUPPLY
- CHWR - CHILLED WATER RETURN
- HHWS - HEATING HOT WATER SUPPLY
- HHWR - HEATING HOT WATER RETURN
- PC - PUMP CONDENSATE
- EQUIPMENT TAG, DESCRIPTION EF, MARK NUMBER 23
- DETAIL REFERENCE, DETAIL 2, SHEET M-5.2
- SECTION REFERENCE, SECTION 5, SHEET M-2.1
- POINT OF CONNECTION

- AC AIR CONDITIONING UNIT
- AP ACCESS PANEL
- ARCH ARCHITECTURAL
- B -
- BTU BRITISH THERMAL UNIT
- C -
- CLG CEILING
- COND CONDENSATE CONNECTION
- CONN CONNECTION
- CONT CONTINUATION
- CV CHECK VALVE
- D -
- D DROP
- DIAM DIAMETER
- DN DOWN
- DR DRAIN
- DWG DRAWING
- E -
- (E) EXISTING
- EAT ENTERING AIR TEMPERATURE
- EDB ENTERING DRY BULB TEMPERATURE
- EL ELEVATION
- ELEC ELECTRICAL
- ELEV ELEVATOR
- EWB ENTERING WET BULB TEMPERATURE
- EWT ENTERING WATER TEMPERATURE
- F -
- F DEGREES FAHRENHEIT
- FC FLEXIBLE CONNECTION
- FPM FEET PER MINUTE
- FPS FEET PER SECOND
- FT FEET
- G -
- GAL GALLON
- GPH GALLONS PER HOUR
- GPM GALLONS PER MINUTE
- H -
- H HEIGHT
- HP HORSEPOWER
- I -
- INCH INCH OR INCHES
- L -
- L LENGTH
- LAT LEAVING AIR TEMPERATURE
- LBS POUNDS
- LV LOW VELOCITY LEAVING
- LWB LEAVING WET BULB TEMPERATURE
- LWT LEAVING WATER TEMPERATURE
- M -
- MAX MAXIMUM
- MBH THOUSAND BTU PER HOUR
- MER MECHANICAL EQUIPMENT ROOM
- MHP MOTOR HORSEPOWER
- MIN MINIMUM
- N -
- NOT IN CONTRACT NUMBER
- NO. NET POSITIVE SUCTION HEAD
- NPSH NOT TO SCALE
- O -
- OPW OPERATING WEIGHT
- P -
- PD PRESSURE DROP
- POC POINT OF CONNECTION
- R -
- (R) RELOCATED
- R RISE
- RM ROOM
- S -
- SOV SHUT OFF VALVE
- SP STATIC PRESSURE
- SPEC SPECIFICATION
- STR STRAINER
- T -
- TEMP TEMPERATURE
- TYP TYPICAL
- U -
- UN UNLESS OTHERWISE NOTED
- W -
- W WITH
- W/O WITHOUT
- WC WATER COLUMN
- WG WATER GAUGE

GENERAL NOTES

1. CONTRACTOR SHALL NOTE THE CRITICAL SPACE AVAILABLE ABOVE COILS. PROVIDE TRANSITION PIECES AT CROSSOVERS, UNDER STRUCTURE, OVER/UNDER PIPES AS REQUIRED TO ACCOMMODATE DUCTS WITHIN SPACE AVAILABLE. PROVIDE EQUIPMENT DUCT SIZE TO THE DIAMETER SHOWN. COORDINATE CLOSELY WITH OTHER SECTIONS TO REDUCE NECESSITY OF TRANSITION TO A MINIMUM. NO ADDITIONAL COSTS WILL BE PAID FOR ANY REQUIRED TRANSITIONS OR OTHER SPECIAL CHANGE SHAPE PIECES.
2. ACTUAL LENGTH OF NEW DUCTWORK MAY BE DIFFERENT THAN SHOWN. IT IS CONTRACTOR'S RESPONSIBILITY TO VERIFY ACTUAL CONDITIONS.
3. COORDINATE ELECTRICAL REQUIREMENTS WITH OTHER TRADES.
4. LOCATE ALL SHUT-OFF VALVES ABOVE ACCESSIBLE AREAS.



SINGLE-THICKNESS TURNING VANES FOR SQUARE ELBOW

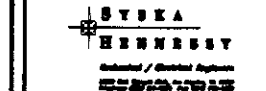
- NOTES:**
1. MAXIMUM UNSUPPORTED VANE LENGTH 36"
 2. VANES AND FRAMES - 24 GAUGE
 3. DUCT INLET AND OUTLET DIMENSIONS TO BE EQUAL
 4. FOR HIGH VELOCITY APPLICATIONS PROVIDE 1/8" GAUGE CHANNEL AND THICK WELD VANE EDGES TO CHANNEL. TYPICAL 60TH CROSS
 5. FRAMES AND CHANNELS - BOLTED OR TACK WELDED TO ELBOW

AIR CONDITIONING UNIT SCHEDULE

MARK NO.	AREA SERVED	LOCATION	TOT COOLING CAPACITY (BTUH)	FAN DATA			ELECTRICAL DATA			CONDENSER SECTION		WEIGHT (LBS)		REMARKS	
				CFM	ESP (IN)	HP	UNIT FLA	V	PH	HP	VOLTS	PHASE	AC UNIT		COND.
AC-1	MERCH EQUIPMENT AREA	CENTRAL LEVEL 2	42,500	1270	0.9	1/2	2.4	115	1	1/2	200	1	115	200	PROVIDE W/ HOT GAS BYPASS BY MITSUBISHI MODEL NO. PD-30K

SUPPLY FAN SCHEDULE

MARK NO.	AREA SERVED	LOCATION	FAN TYPE	TOTAL CFM	TSP (IN)	WHEEL DIAM. (IN)	MAX RPM	MAX BHP	MOTOR DATA			ISOLATION DATA			OPERATING WEIGHT (LBS)	REMARKS
									HP	V	PH	MOUNT TYPE	DEFL (IN)	BASE TYPE		
SF-1	CENTRAL LEVEL 3 AND LEVEL 4	CENTRAL LEVEL 2	UTILITY	3400	0.75	18.5	1271	1.05	2.0	480	3	TYPE "B"	1"	"B-1"	200	CODE MODEL NO. 30N-1P-105
SF-2	CENTRAL LEVEL 3 AND LEVEL 4	CENTRAL LEVEL 2	UTILITY	3400	0.75	18.5	1271	1.05	2.0	480	3	TYPE "B"	1"	"B-1"	200	CODE MODEL NO. 30N-1P-105
SF-3	CENTRAL LEVEL 3 AND LEVEL 4	CENTRAL LEVEL 2	UTILITY	3400	0.75	18.5	1271	1.05	2.0	480	3	TYPE "B"	1"	"B-1"	200	CODE MODEL NO. 30N-1P-105
SF-4	CENTRAL LEVEL 3 AND LEVEL 4	CENTRAL LEVEL 2	UTILITY	3400	0.75	18.5	1271	1.05	2.0	480	3	TYPE "B"	1"	"B-1"	200	CODE MODEL NO. 30N-1P-105



PRELIMINARY
DIAMOND VISION ELECTRONICS
AMERICA, INC.
DRAWING
NOT FOR FABRICATION

REVISIONS

No.	Description	Date

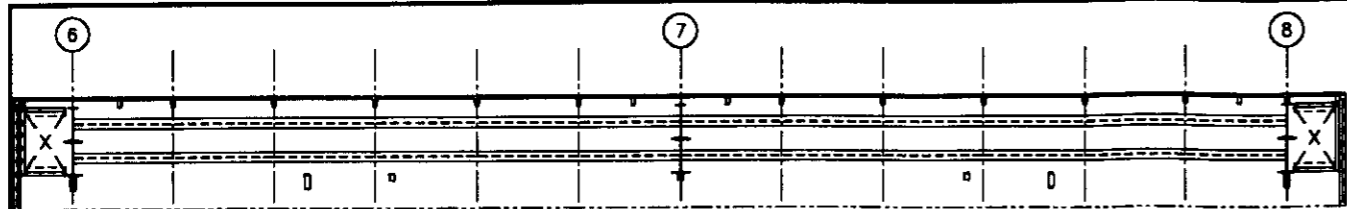
Designed by: _____ Date: _____
 Drawn by: _____ Date: _____
 Checked by: _____ Date: _____
 Approved by: _____ Date: _____

Project Name:
COMMONWEALTH STADIUM VIDEO BOARD
LEXINGTON, KENTUCKY

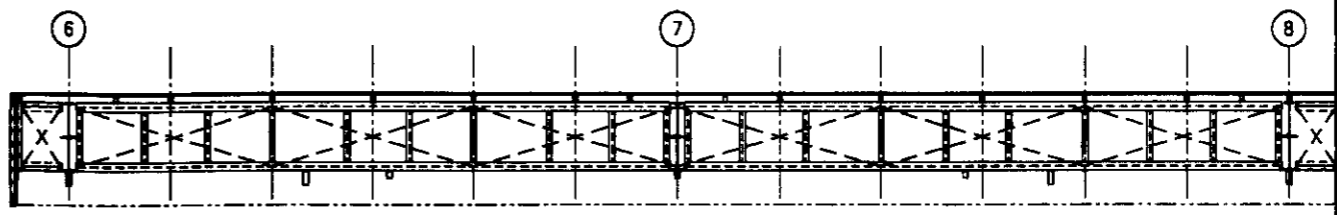
DIAMOND VISION

GENERAL NOTES SYMBOLS AND ABBREVIATIONS SCHEDULES AND DETAILS

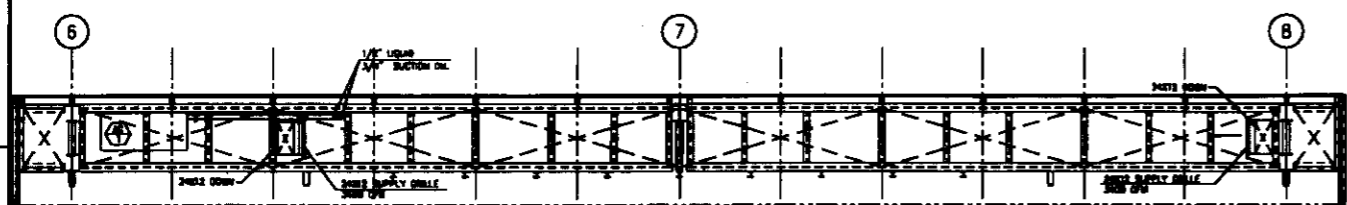
Scale: AS NOTED
 Date: 4/21/88
 Drawing No.: M-1



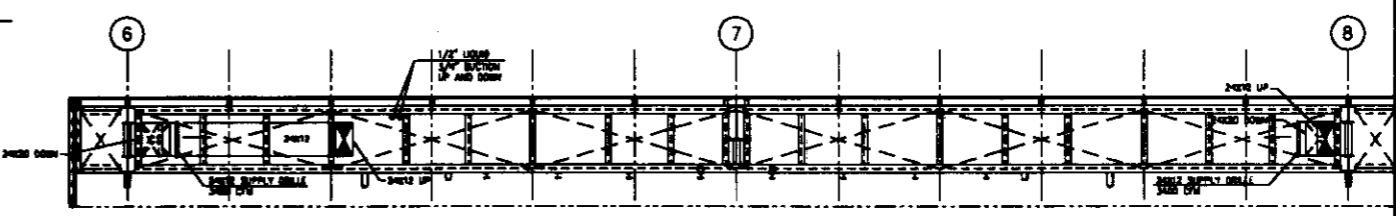
A 1/4"=1'-0" PARTIAL PLAN
CATWALK #1 AT EXISTING BEAMS



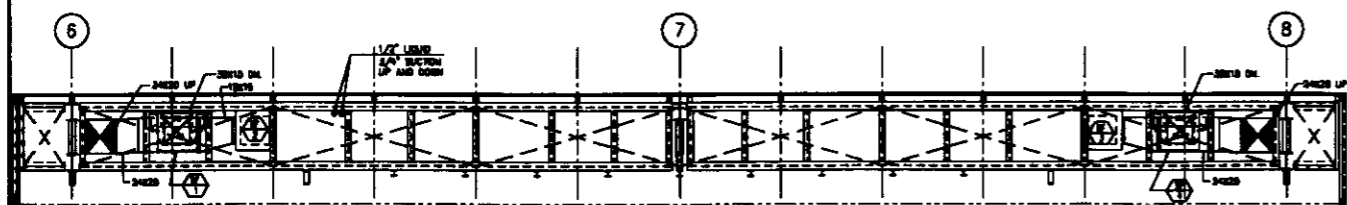
B 1/4"=1'-0" PARTIAL PLAN
CATWALK #2 AT EXISTING BEAMS



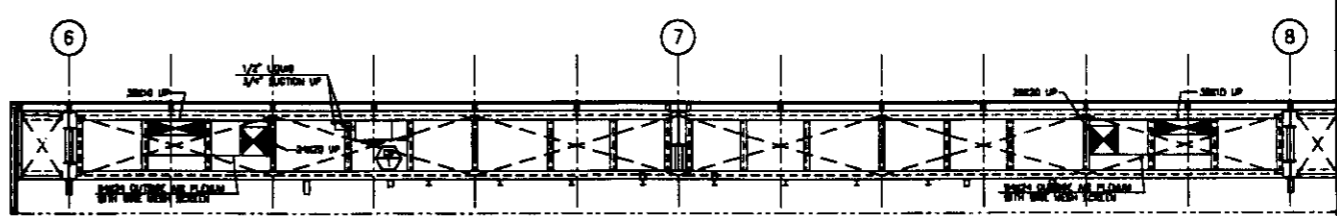
C 1/4"=1'-0" PARTIAL PLAN
LOWER VIDEOBOARD CATWALK PLAN (WEST)




D 1/4"=1'-0" PARTIAL PLAN
LOWER VIDEOBOARD CATWALK PLAN (EAST)



E 1/4"=1'-0" PARTIAL PLAN
TYPICAL WEST CATWALK PLAN



F 1/4"=1'-0" PARTIAL PLAN
TYPICAL EAST CATWALK PLAN



PRELIMINARY
 SYRKA HENNESSY ELECTRONICS
 AMERICA, INC.
 DRAWING
 NOT FOR FABRICATION

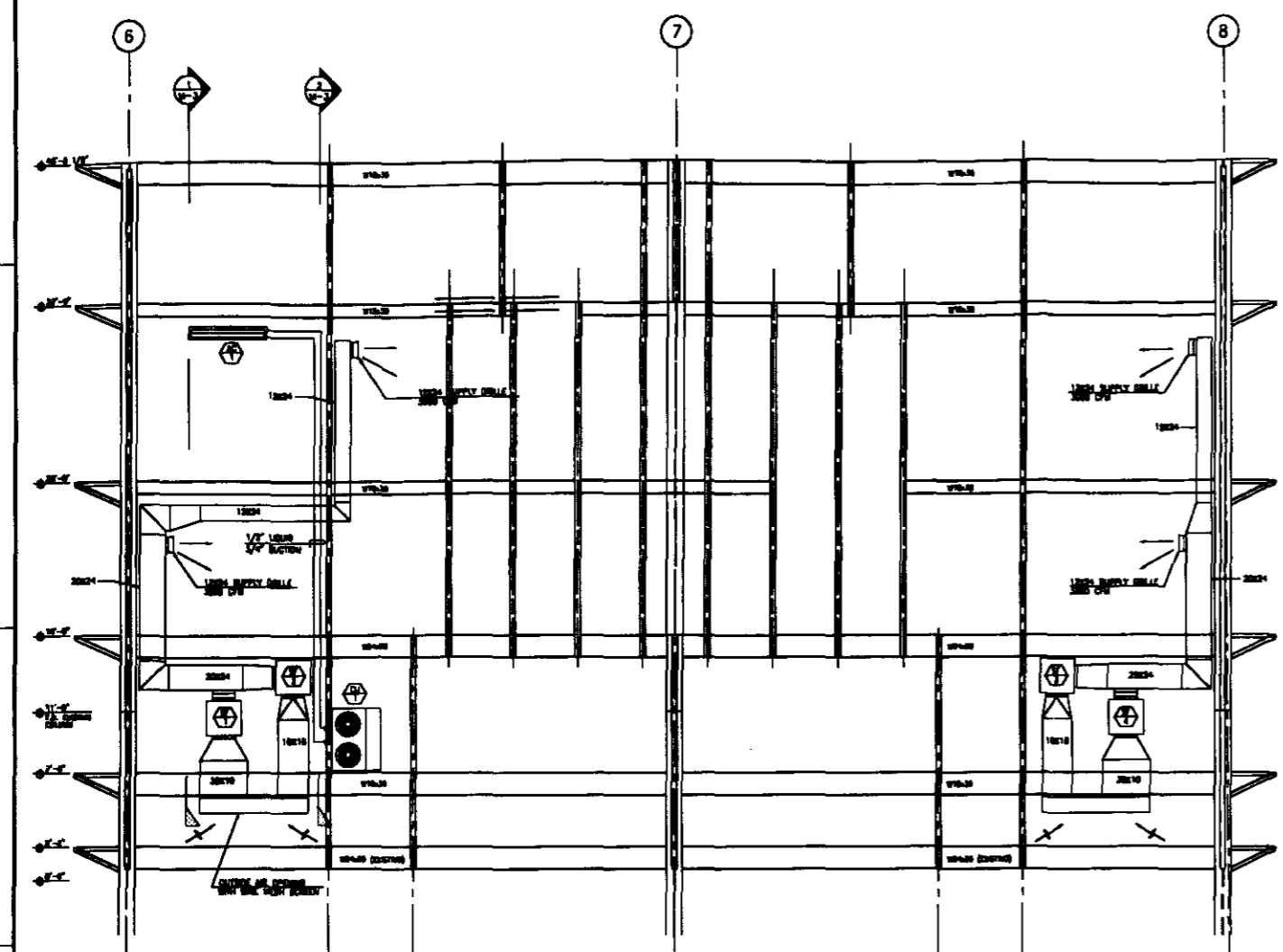
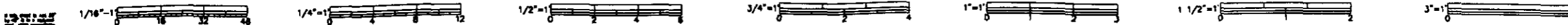
No.	Description	Date
REVISIONS		

COMMONWEALTH STADIUM
VIDEO BOARD
LEXINGTON, KENTUCKY

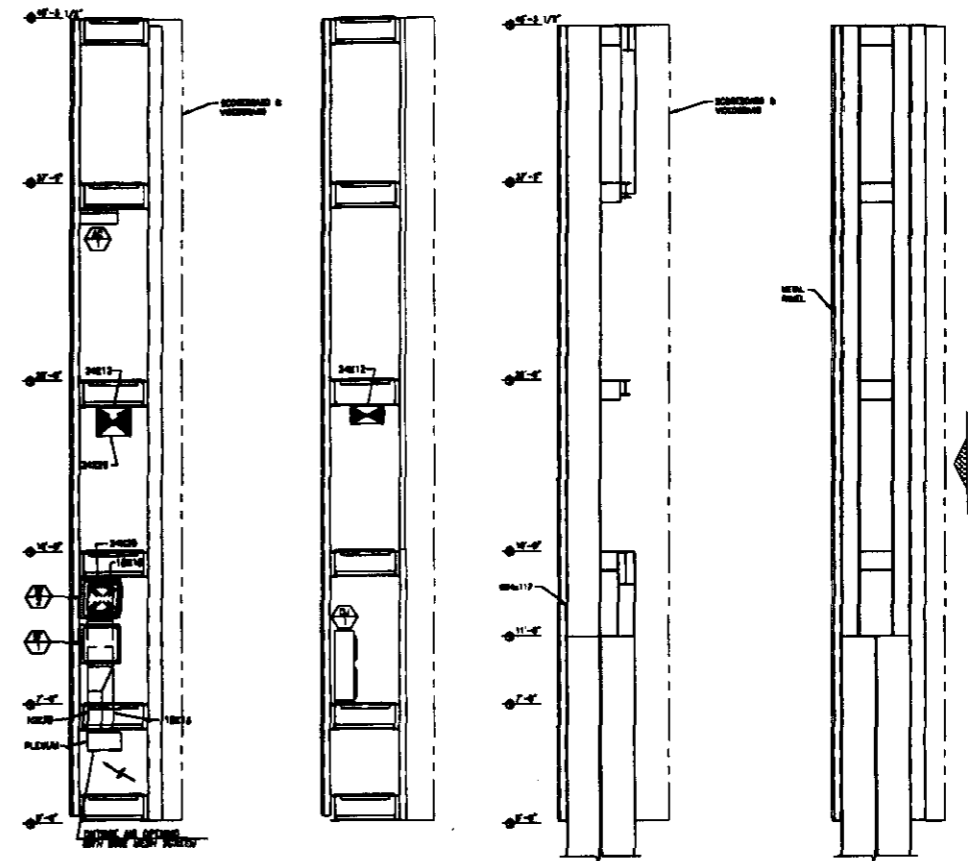
DIAMOND
VISION

Drawing Title:
FLOOR PLAN
MECHANICAL

Scale: AS NOTED	Drawing No. M-2
Date: 4/21/98	



ELEVATION
SCALE: 1/4" = 1'-0"



SECTION 1
SCALE: 1/4" = 1'-0"

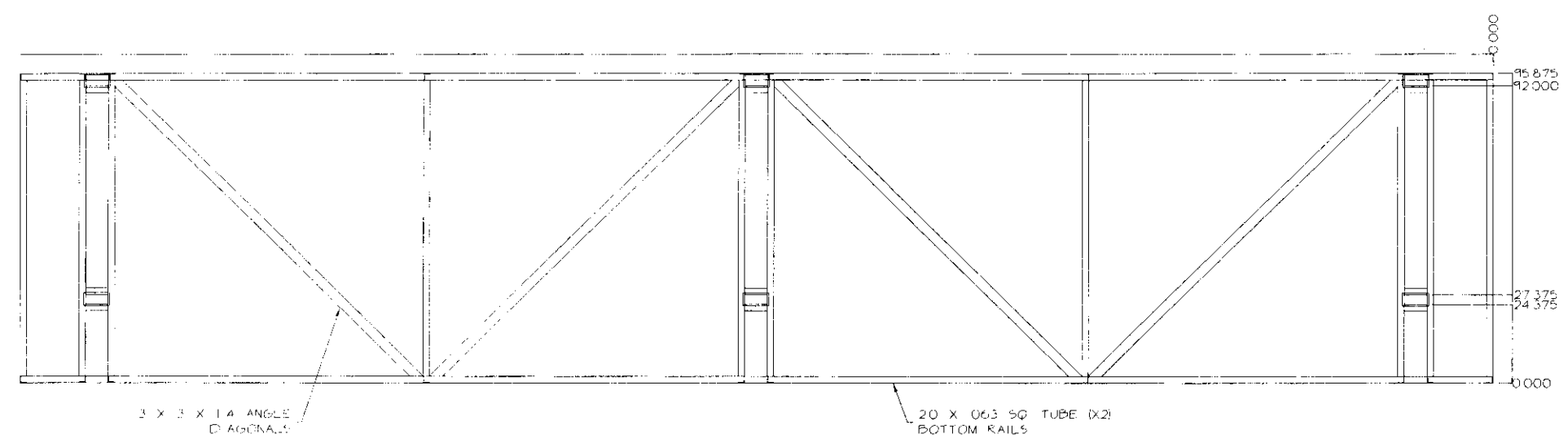
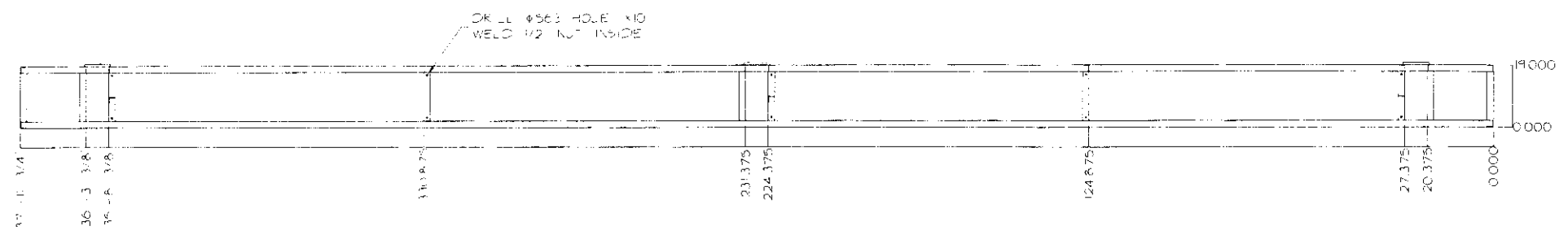
SECTION 2
SCALE: 1/4" = 1'-0"

SYKA
KENNEDY
Architects / Structural Engineers
2225 WEST 12TH AVENUE
DENVER, CO 80202

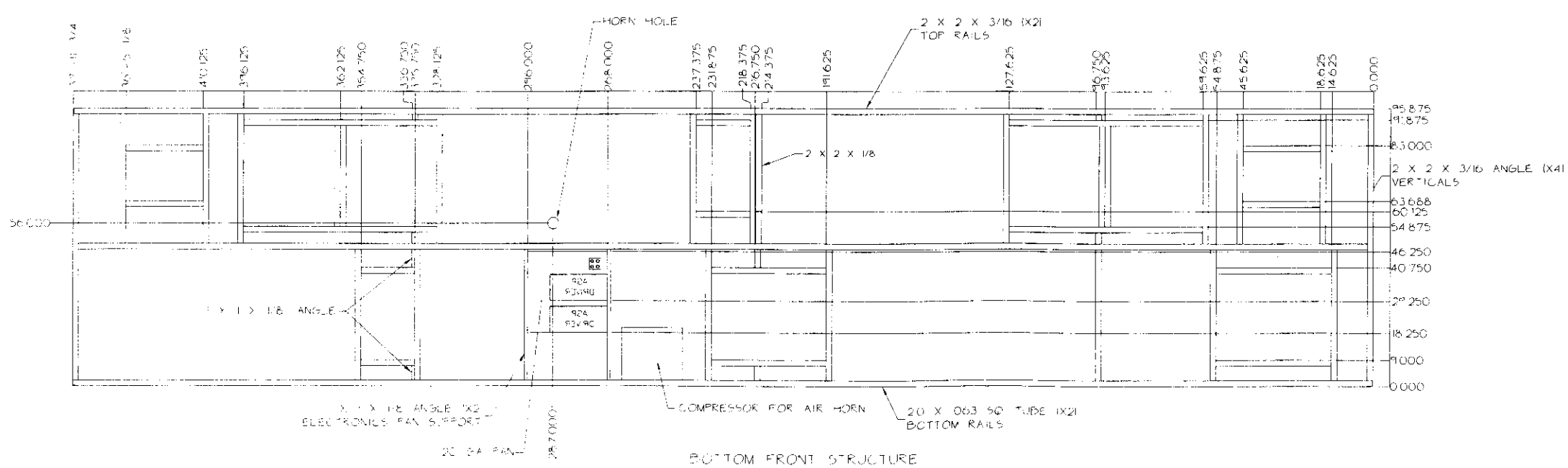
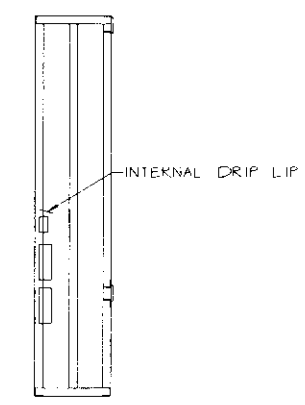
PRELIMINARY
COMMONWEALTH STADIUM
VIDEO BOARD
AMERICA, INC.
LEXINGTON, KENTUCKY
DRAWING
DIAMOND
VISION
NOT FOR FABRICATION
CYPRESS, CA. 90630

No.	Description	Date
REVISIONS		
Project Name		
COMMONWEALTH STADIUM VIDEO BOARD LEXINGTON, KENTUCKY		
Drawing Title		
SECTIONS AND ELEVATIONS		
Scale	Drawing No.	
Scale AS NOTED	M-3	
Date		
4/21/99		

REVISIONS				
ECO	REV	DESCRIPTION	DATE	BY
	OR	ORIGINAL RELEASE	4/23/98	DM



BOTTOM REAR STRUCTURE

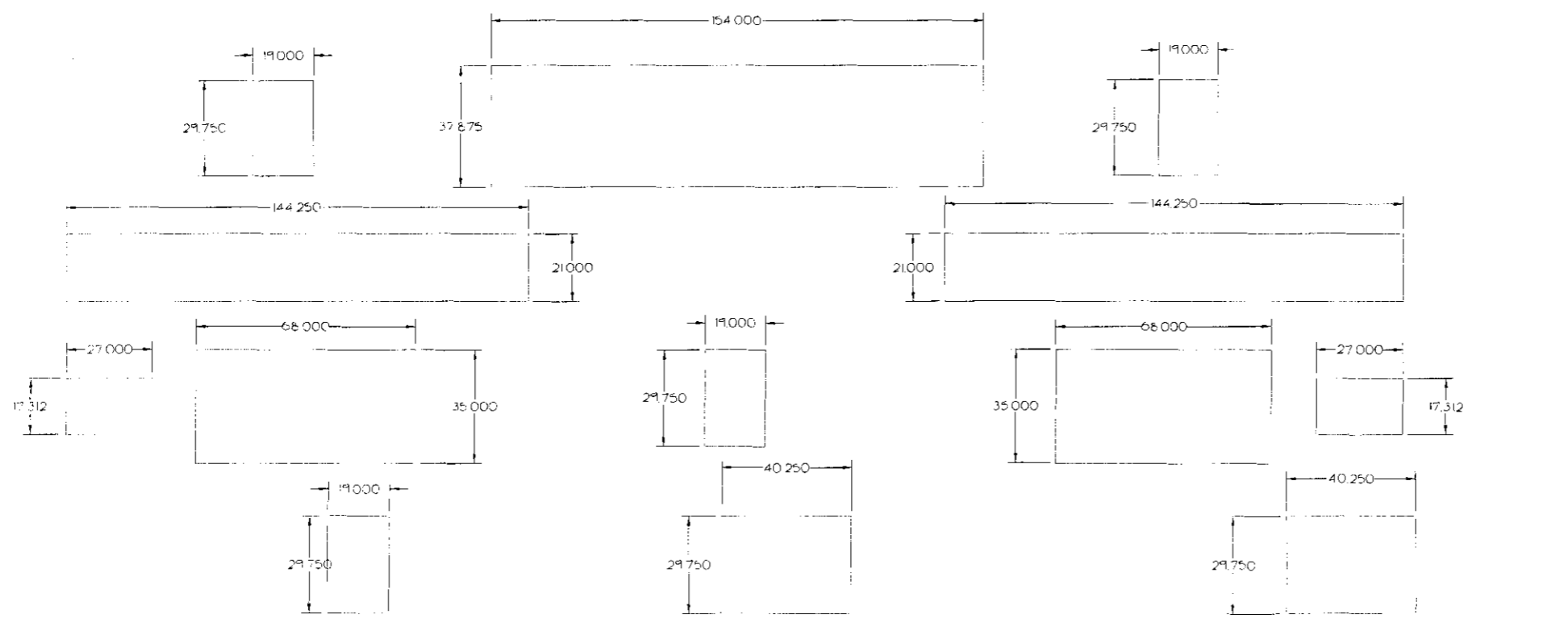
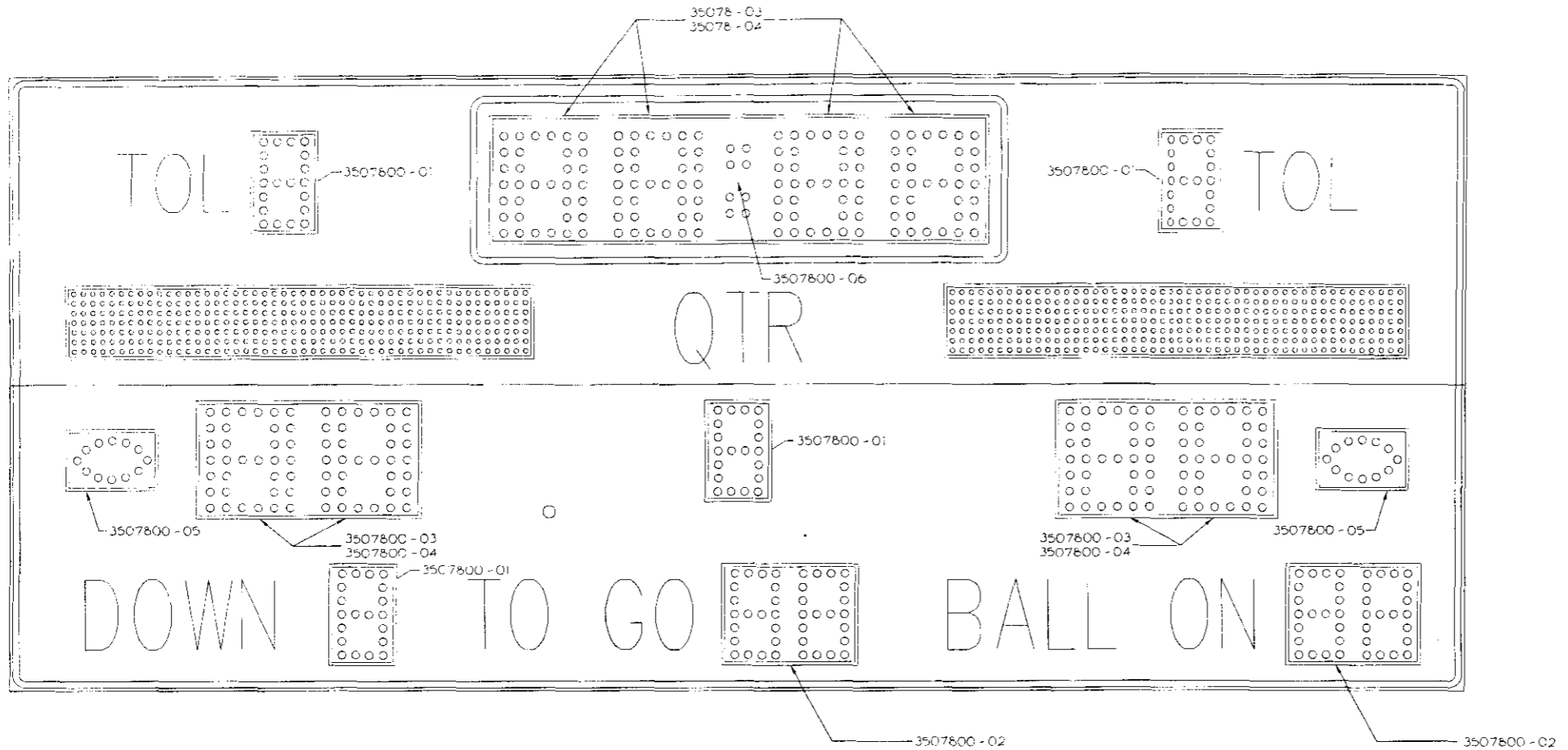


BOTTOM FRONT STRUCTURE

- NOTES:
1. MATERIAL = 2.0 X .063 SQ TUBE EXCEPT AS NOTED
 2. COLOR = BLACK
 3. SKIN = .090 ALUM FACE, .050 ALUM TOP, BOTTOM, & SIDES NO SKIN ON REAR
 4. POWER = 120/208 THREE PHASE

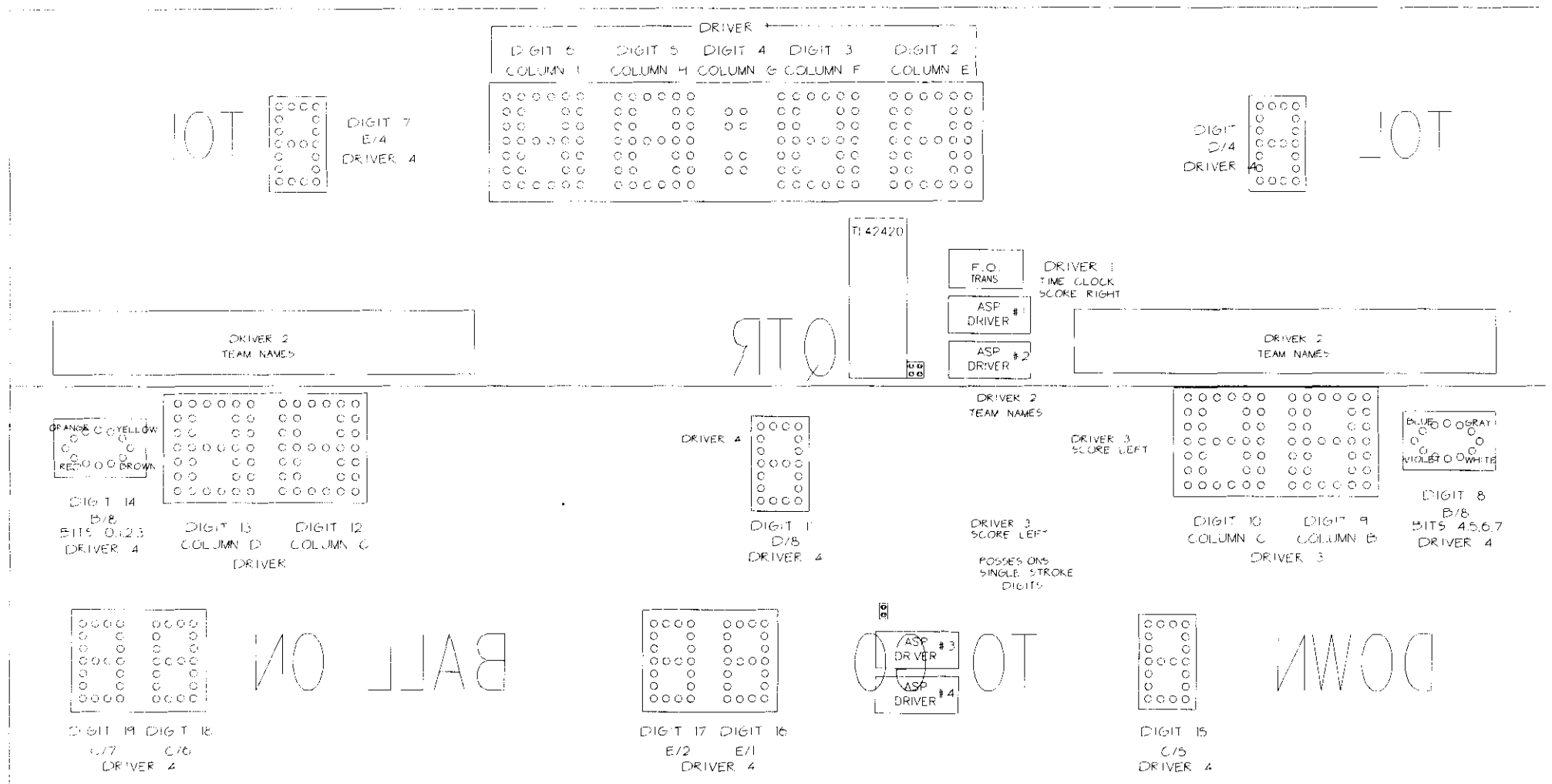
HISE INTEGRATED SYSTEMS ENGINEERING
1850 W. 650 W. LOGAN, UT 84321

DESIGN	PH	DATE	WILL	UNIVERSITY OF KENTUCKY
DRAWN	PH			FOOTBALL SCOREBOARD
CHECKED				BOTTOM STRUCTURE DETAIL
APPROVED				SHEET 1 OF 4
JOB #	1813	SIZE	DRAWING NO	REVISION
SCALE	NTE	D	3513600	OR



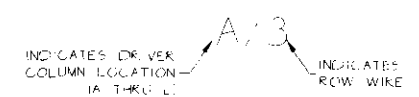
- NOTES:
1. TOL TEXT 18" (H) FRANKLIN GOTHIC
 2. PERIMETER & GAME CLOCK PERIMETER = 2" TAPE
 3. QTR, DOWN, TO GO, BALL ON = 22" (H) FRANKLIN GOTHIC
 4. ALL TAPE AND TEXT IS WHITE
 5. TOL, QTR, & DOWN DIGITS = LB3507800-01
 6. TO GO & BALL ON DIGITS = LB3507800-02
 7. SCORE & TIME CLOCK DIGITS = LB3507800-03 & 3507800-04
 8. FOOTBALLS = LB3507800-05
 9. COLON = LB3507800-06
 10. TEAM NAMES = LB 264000

REVISIONS				
REV	BY	DATE	DESCRIPTION	APPROVED
1	JP	7/13/98	ORIGINAL RELEASE	LW
2	A	8/18/98	ADDED TEAM NAMES & DRIVERS	JN



REAR VIEW

8-WIRE COLUMN	8-WIRE ROW
BIT 7 -- BROWN	1 -- BROWN
BIT 6 -- RED	2 -- RED
BIT 5 -- ORANGE	3 -- ORANGE
BIT 4 -- YELLOW	4 -- YELLOW
BIT 3 -- GREY	5 -- GREY
BIT 2 -- BLUE	6 -- BLUE
BIT 1 -- VIOLET	7 -- VIOLET
BIT 0 -- WHITE	8 -- WHITE



BREAKER ASSIGNMENTS
(ALL ARE 20 AMP SINGLE-POLE)

DIG. #	BRKR. #	DIG. #	BRKR. #
DIG. 1	BRKR. #1	DIG. 18	} BRKR. #21
DIG. 2	BRKR. #2	DIG. 19	
DIG. 3	BRKR. #3	} TEAM NAMES {	BRKR. #22
DIG. 4	BRKR. #4		BRKR. #23
DIG. 5	BRKR. #5		BRKR. #24
DIG. 6	BRKR. #6		BRKR. #25
DIG. 7	BRKR. #8	} TEAM NAMES {	BRKR. #26
DIG. 8	BRKR. #11		BRKR. #27
DIG. 9	BRKR. #14		BRKR. #28
DIG. 10	BRKR. #9	} TEAM NAMES {	BRKR. #29
DIG. 11	BRKR. #7		BRKR. #30
DIG. 12	BRKR. #12	} TEAM NAMES {	BRKR. #31
DIG. 13	BRKR. #10		BRKR. #32
DIG. 14	BRKR. #11		BRKR. #33
DIG. 15	BRKR. #15		
DIG. 16	} BRKR. #18		
DIG. 17			

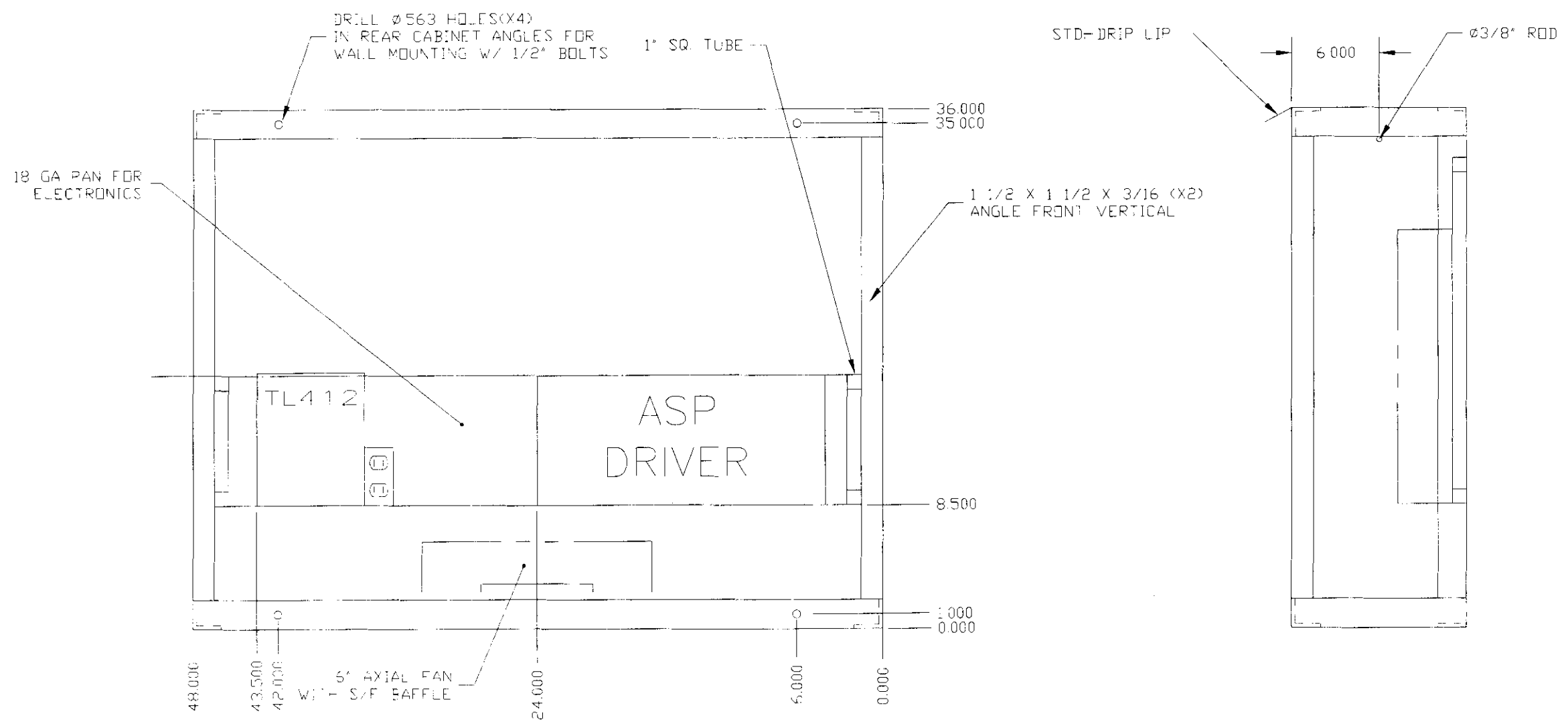
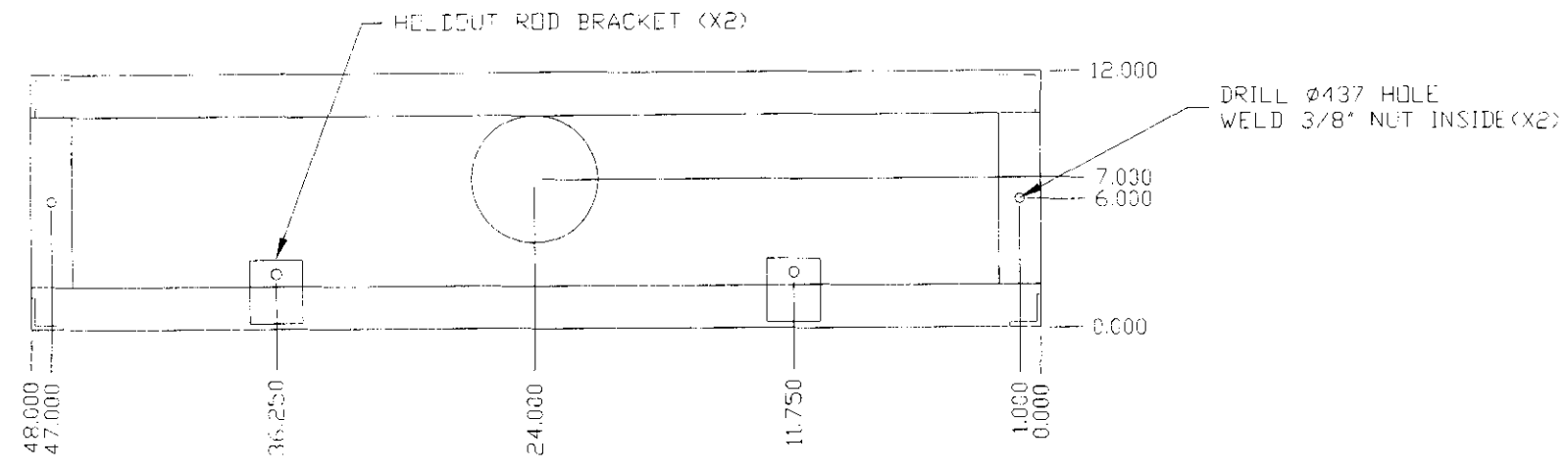
WATTS:
TEAM NAMES: 7,260
HIGH VOLTAGE DIGITS 13,920

TOTAL WATTS:

A	B	C
DIGITS 2,460	DIGITS 6,600	DIGITS 4,640
TEAM NAME 6,720	TEAM NAME 6,720	TEAM NAME 6,720
9,180	TOTAL 13,320	TOTAL 11,360
AMPS PER LEG		
A 76.5	B 11	C 96.5

NOTE: POWER IS 120/208 THREE PHASE

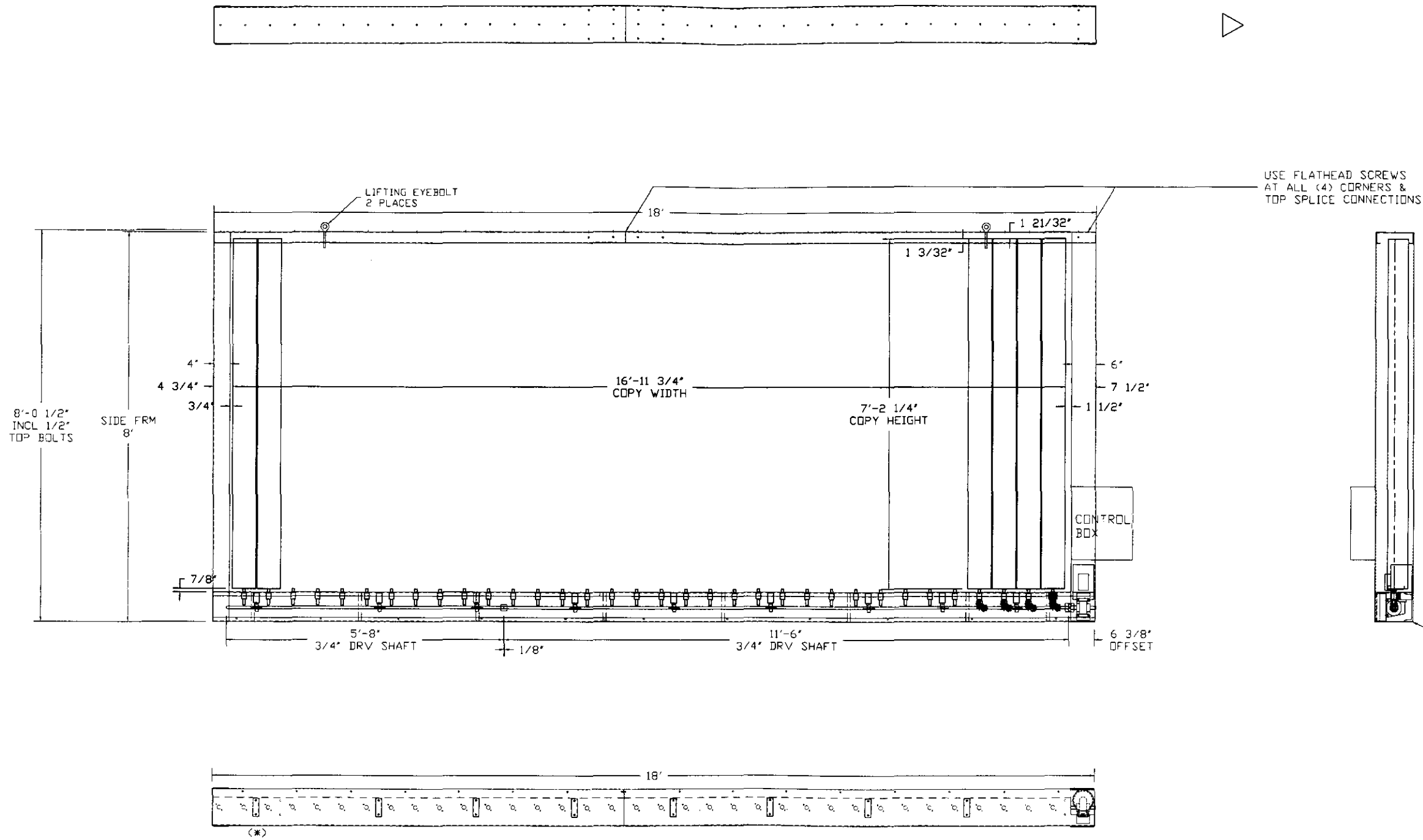
REVISIONS				
ECD	REV	DESCRIPTION	DATE	BY APPROVED
--	OR	ORIGINAL RELEASE	4/20/99	PJ



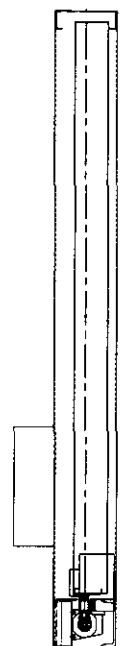
- NOTES:
1. MATERIAL = 2 X 2 X 3/16 ANGLE EXCEPT AS NOTED
 2. DRILL 7/16Ø WEEP HOLES AS REQ'D.
 3. POWER = 208 SINGLE PHASE
 4. SKIN WITH .050 PREPAINTED ALUM, BLACK.

HISE INTEGRATED SYSTEMS ENGINEERING
1850 N. 650 W. LOGAN, UT 84321

DESIGN	PL	DATE	TITLE
DRAWN	PP	4/99	30" CHAR. FOOTBALL DELAY OF GAME TIMER
CHECKED			
APPROVED			
JOB #	SIZE	DRAWING NO	SHEET 1 OF 1
SCALE NTS	C	3513700	OR



USE FLATHEAD SCREWS AT ALL (4) CORNERS & TOP SPLICE CONNECTIONS



SEE ALSO MOUNTING NOTE SHOWN AS REAR SERVICE (SEE SALES ORDER FOR SPECIFIC CONFIGURATION.)

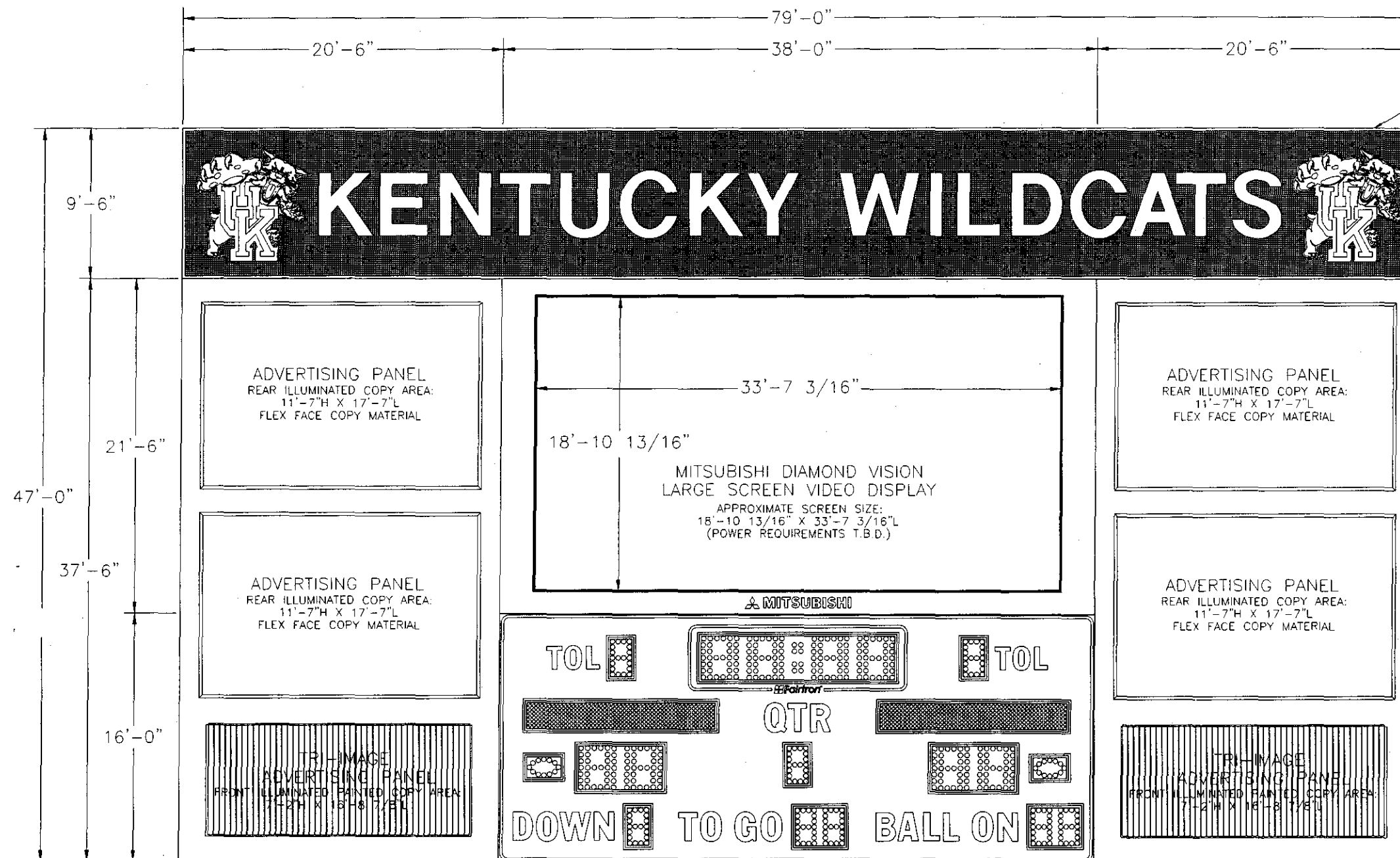
(*) = DRILL BRG MOUNT HOLES-1 PL

RIGHT HAND DRIVE

SIGN SERVICE SIDE AS PER ORDER
 NOTE: IF SIGN IS TO BE REAR SERVICED, THEN SIGN BASE MUST BE SUPPORTED OUT TO FRONT EDGE.
 MOUNTING CLIPS PER ORDER
 LIGHTS/POLES PER ORDER
 BACKS PER ORDER

SIGN ASSY TYP WEIGHT: 1460#
 FRAME ONLY TYP WEIGHT: 900#
 LOUVERS ONLY TYP WEIGHT: 560#
 FRAME COLOR: PER ORDER
 FILLER PANEL TYP WT: t.b.d.

PART NUMBER				Ad-Tech International, Inc.				
APPROVALS				Advertising Technologies - Engineering & Design				
DWN RFW 4/27/99				3645 Clearview Place Atlanta, GA 30340				
ENGRG				STANDARD TRI-IMAGE SIGN LAYOUT				
CUSTOMER				7'-2"x16' COPY (G 34V-6R-AC)				
DO NOT SCALE THIS DRAWING.				SIZE B	SCALE 1:30	DWG NO. B-1207	SH 1 OF 1	REV. -
REV	DESCRIPTION	DATE	APPD	THIS MATERIAL IS THE EXCLUSIVE CONFIDENTIAL PROPERTY OF AD-TECH INTERNATIONAL, INC. ALL RIGHTS, INCLUDING COPYRIGHT AND PATENT RIGHTS, ARE RESERVED BY AD-TECH INTERNATIONAL, INC. DO NOT COPY THIS DRAWING WITHOUT PERMISSION OF AD-TECH INTERNATIONAL, INC.				
-	FIRST ISSUE - UNIV OF KY (ISE) QTY: 4	-	-					



9'-6"

21'-6"

47'-0"

37'-6"

16'-0"

79'-0"

20'-6"

38'-0"

20'-6"

ADVERTISING PANEL
REAR ILLUMINATED COPY AREA:
11'-7"H X 17'-7"L
FLEX FACE COPY MATERIAL

33'-7 3/16"

18'-10 13/16"

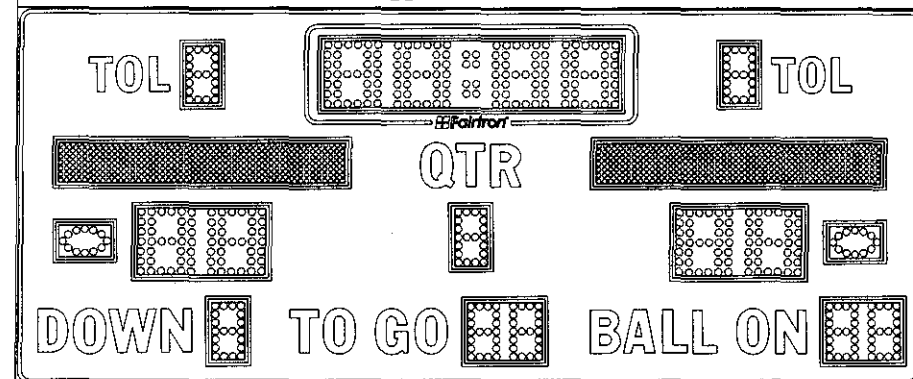
MITSUBISHI DIAMOND VISION
LARGE SCREEN VIDEO DISPLAY
APPROXIMATE SCREEN SIZE:
18'-10 13/16" X 33'-7 3/16"L
(POWER REQUIREMENTS T.B.D.)

ADVERTISING PANEL
REAR ILLUMINATED COPY AREA:
11'-7"H X 17'-7"L
FLEX FACE COPY MATERIAL

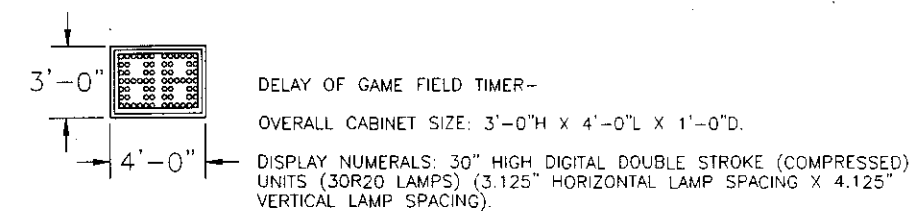
ADVERTISING PANEL
REAR ILLUMINATED COPY AREA:
11'-7"H X 17'-7"L
FLEX FACE COPY MATERIAL

ADVERTISING PANEL
REAR ILLUMINATED COPY AREA:
11'-7"H X 17'-7"L
FLEX FACE COPY MATERIAL

TRI-IMAGE
ADVERTISING PANEL
FRONT ILLUMINATED PAINTED COPY AREA:
7'-2"H X 16'-8 7/8"L



TRI-IMAGE
ADVERTISING PANEL
FRONT ILLUMINATED PAINTED COPY AREA:
7'-2"H X 16'-8 7/8"L



FACE VIEW
MAIN FOOTBALL SCOREBOARD

SOUND SYSTEM SPEAKER ENCLOSURE
NON-ILLUMINATED PAINTED WEATHERPROOF
SPEAKER GRILLE MATERIAL.

POWER REQUIREMENTS TO BE DETERMINED
PER MANUFACTURES SPECIFICATIONS.

GENERAL DESCRIPTION:

MAIN FOOTBALL SCOREBOARD WITH A MITSUBISHI DIAMOND VISION LARGE SCREEN VIDEO DISPLAY SYSTEM, A SOUND SYSTEM SPEAKER ENCLOSURE WITH A NON ILLUMINATED PAINTED FACILITY IDENTIFICATION AREA, INTERNALLY ILLUMINATED ADVERTISING PANELS, AND FRONT ILLUMINATED TRI-IMAGE ADVERTISING PANELS.

SERVICING: SINGLE FACED OUTDOOR CABINET CONSTRUCTION PROVIDES FOR ALL LAMPS AND ELECTRONIC COMPONENTS TO BE SERVICED AND MAINTAINED FROM THE REAR OF THE DISPLAY.

SOUND SYSTEM SPEAKER ENCLOSURE/FACILITY IDENTIFICATION AREA-
OVERALL CABINET SIZE: 9'-6"H X 79'-0"L X 7'-0"D. NON-ILLUMINATED FACILITY IDENTIFICATION AREA WEATHERPROOF SPEAKER GRILLE MATERIAL. (COPY SHOWN: "KENTUCKY WILDCATS." 48" HIGH HELVETICA MEDIUM STYLE LETTERING WITH LOGOS).

INTERNALLY ILLUMINATED END ADVERTISING PANELS-
REAR ILLUMINATED COPY AREA: 11'-7"H X 17'-7"L FLEX FACE COPY MATERIAL (ALL FOUR ADVERTISING PANELS ARE IDENTICAL SIZE).

TRI-IMAGE ADVERTISING PANELS- (LOWER LEFT AND LOWER RIGHT)
FORTY-SIX LOUVER UNIT CAPABLE OF DISPLAYING THREE DIFFERENT ADVERTISING SPONSORS INDIVIDUALLY. ALL THREE ADVERTISING SPONSORS ARE PAINTED ON CHANGEABLE SLATS. FRONT ILLUMINATED PAINTED COPY AREA: 7'-2"H X 16'-8 7/8"L (BOTH ADVERTISING PANELS ARE IDENTICAL SIZE).

MITSUBISHI DIAMOND VISION LARGE SCREEN VIDEO DISPLAY-
OVERALL CABINET SIZE: 21'-6"H X 38'-0"L X DEPTH (T.B.D.) PER MANUFACTURES SPECIFICATIONS. APPROXIMATE SCREEN SIZE: 18'-10 13/16"H X 33'-7 3/16"L.

FOOTBALL SCOREBOARD:

SpectroLens™ SCOREBOARD MATRIX TEAM NAMES-
7 X 48 MONOCHROME 3" LAMP MATRIX SYSTEM CAPABLE OF DISPLAYING 21" HIGH SINGLE AND DOUBLE STROKE CHARACTER FONTS (7.2WATT XENON LAMPS).

SCOREBOARD NUMERALS-
GAME CLOCK AND TEAM SCORES, 35" HIGH 6 X 7 (5.0") DIGITAL DOUBLE STROKE UNITS (30R20 LAMPS); TIME OUTS LEFT, QUARTER, DOWN, TO GO, AND BALL ON, 30" HIGH 4 X 7 (4.25") DIGITAL SINGLE STROKE UNITS (30R20 LAMPS). (TWO) TWELVE LAMP TEAM BALL POSSESSION INDICATORS (30R20 LAMPS) ARE ALSO SHOWN.

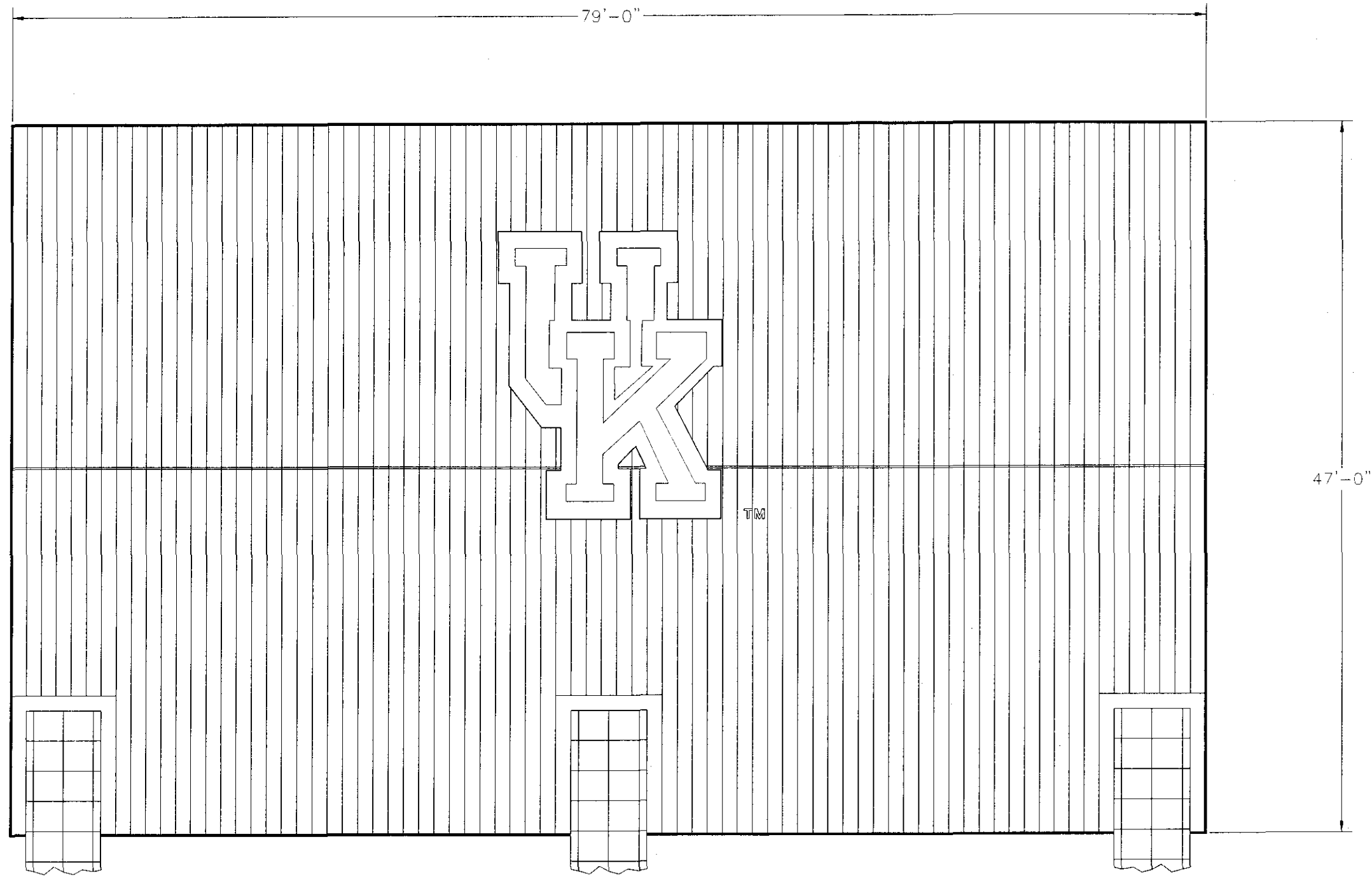
NON-ILLUMINATED SCOREBOARD CAPTIONS-
QTR, DOWN, TO GO, AND BALL ON, 22" HIGH FRANKLIN GOTHIC CONDENSED STYLE VINYL LETTERING; TOL, 18" HIGH FRANKLIN GOTHIC CONDENSED STYLE VINYL LETTERING.

APPROXIMATE POWER REQUIREMENTS- (NOT INCLUDING SOUND SYSTEM OR VIDEO DISPLAY)
120/208VAC, 50/60HZ, 3 PHASE, 4 WIRE POWER SUPPLY, TOTAL DEMAND:
~30,160WATTS.


- STADIUM SOUND SYSTEM: ? WATTS (POWER REQUIREMENTS T.B.D. PER MANUFACTURES SPECIFICATIONS)
- END ADVERTISING PANELS: 8,160WATTS (96, F72T12/CW/HO FLUORESCENT LAMPS)
- TRI-IMAGE ADVERTISING PANELS: 500WATTS (POWER SUPPLIES AND DRIVING MECHANISMS)
- TRI-IMAGE FRONT ILLUMINATION: 700WATTS (4, 175WATT METAL HALIDE LAMPS)
- MITSUBISHI VIDEO DISPLAY: ? WATTS (POWER REQUIREMENTS T.B.D. PER MANUFACTURES SPECIFICATIONS)
- VIDEO DISPLAY COOLING SYSTEM: ? WATTS (T.B.D. PER MANUFACTURES SPECIFICATIONS)
- FOOTBALL SCOREBOARD: 18,760WATTS (7.2WATT XENON AND 30WATT LAMPS)
- DELAY OF GAME FIELD TIMER: 2,040WATTS (30WATT LAMPS)



THIS DOCUMENT CONTAINS FAIRTRON PROPRIETARY INFORMATION. ANY DISCLOSURE, USE, OR DUPLICATION OF THE DOCUMENT OR OF ANY INFORMATION CONTAINED THEREIN FOR OTHER THAN THE SPECIFIC PURPOSE FOR WHICH IT WAS DISCLOSED IS EXPRESSLY PROHIBITED, EXCEPT AS MAY BE OTHERWISE AGREED TO IN WRITING.			
<p>Fairtron A TRS Company CORPORATE OFFICES 1700 DELAWARE AVENUE DES MOINES, IOWA 50317</p>	DESIGNED BY CAW	DATE 1-21-99	SCALE 1/4"=1'-0"
	DRAWN BY CAW	TITLE PROPOSED MAIN FOOTBALL SCOREBOARD FOR THE UNIVERSITY OF KENTUCKY	
	APPROVED BY		
	TOLERANCES (EXCEPT AS NOTED)		
	± 0.015"	LEXINGTON, KENTUCKY	DWG. NO. Y-5-J644-1
	± 1/32"		



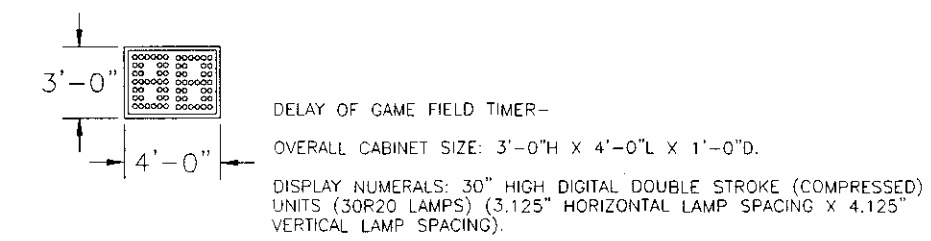
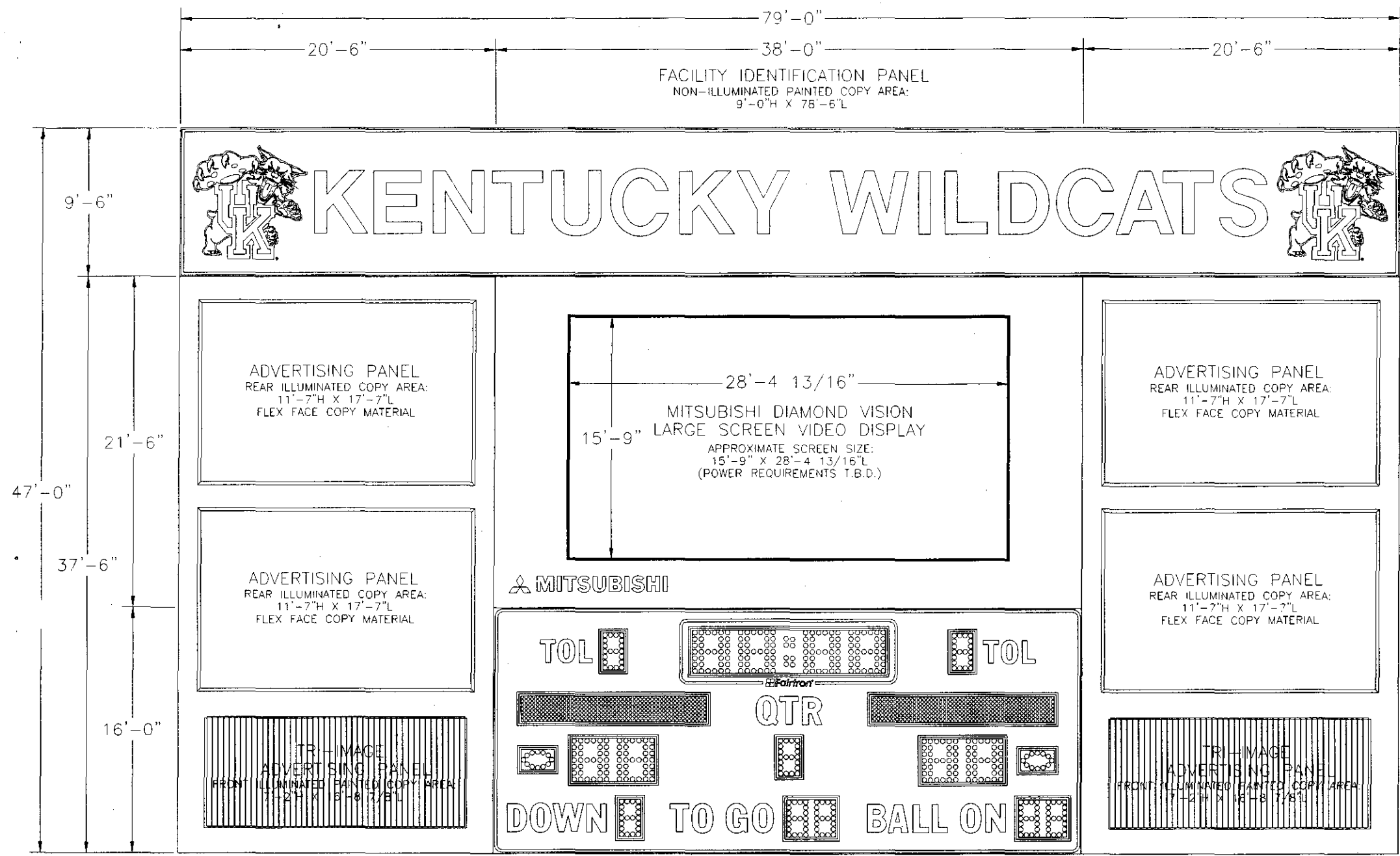
BACK VIEW
FOOTBALL SCOREBOARD



THIS DOCUMENT CONTAINS FAIRTRON PROPRIETARY INFORMATION. ANY DISCLOSURE, USE, OR DUPLICATION OF THE DOCUMENT OR OF ANY INFORMATION CONTAINED THEREIN FOR OTHER THAN THE SPECIFIC PURPOSE FOR WHICH IT WAS DISCLOSED IS EXPRESSLY PROHIBITED, EXCEPT AS MAY BE OTHERWISE AGREED TO IN WRITING.

 <small>Division of Hercules Industrial Corporation</small> A Hercules Company CORPORATE OFFICES 1700 DELAWARE AVENUE, DES MOINES, IOWA 50317	DESIGNED BY CAW	D	DATE 3-16-99	SCALE 1/4"=1'-0"
	DRAWN BY CAW	TITLE BACK VIEW PROPOSED FOOTBALL SCOREBOARD FOR THE UNIVERSITY OF KENTUCKY		
APPROVED BY		TOLERANCES (EXCEPT AS NOTED):		
		DECIMAL ± 0.015"	LEXINGTON, KENTUCKY	
		FRACTIONAL ± 1/32"	DWG. NO. Y-5-J644-2	

Handwritten initials or mark.



FACE VIEW
AUXILIARY FOOTBALL SCOREBOARD

GENERAL DESCRIPTION:

AUXILIARY FOOTBALL SCOREBOARD WITH A MITSUBISHI DIAMOND VISION LARGE SCREEN VIDEO DISPLAY SYSTEM, A NON-ILLUMINATED PAINTED TOP FACILITY IDENTIFICATION PANEL, INTERNALLY ILLUMINATED END ADVERTISING PANELS, AND FRONT ILLUMINATED TRI-IMAGE ADVERTISING PANELS.

SERVICING: SINGLE FACED OUTDOOR CABINET CONSTRUCTION PROVIDES FOR ALL LAMPS AND ELECTRONIC COMPONENTS TO BE SERVICED AND MAINTAINED FROM THE REAR OF THE DISPLAY.

TOP FACILITY IDENTIFICATION PANEL-
NON-ILLUMINATED PAINTED COPY AREA: 9'-0"H X 78'-6"L.
(COPY SHOWN: "KENTUCKY WILDCATS," 48" HIGH HELVETICA MEDIUM STYLE LETTERING WITH LOGOS).

INTERNALLY ILLUMINATED END ADVERTISING PANELS-
REAR ILLUMINATED COPY AREA: 11'-7"H X 17'-7"L FLEX FACE COPY MATERIAL (ALL FOUR ADVERTISING PANELS ARE IDENTICAL SIZE).

TRI-IMAGE ADVERTISING PANELS- (LOWER LEFT AND LOWER RIGHT)
FORTY-SIX LOUVER UNIT CAPABLE OF DISPLAYING THREE DIFFERENT ADVERTISING SPONSORS INDIVIDUALLY. ALL THREE ADVERTISING SPONSORS ARE PAINTED ON CHANGEABLE SLATS. FRONT ILLUMINATED PAINTED COPY AREA: 7'-2"H X 16'-8 7/8"L (BOTH ADVERTISING PANELS ARE IDENTICAL SIZE).

MITSUBISHI DIAMOND VISION LARGE SCREEN VIDEO DISPLAY-
OVERALL CABINET SIZE: 21'-6"H X 38'-0"L X DEPTH (T.B.D.) PER MANUFACTURERS SPECIFICATIONS. APPROXIMATE SCREEN SIZE: 15'-9"H X 28'-4 13/16"L.


FOOTBALL SCOREBOARD:
SpectraLens™ SCOREBOARD MATRIX TEAM NAMES-
7 X 48 MONOCHROME 3" LAMP MATRIX SYSTEM CAPABLE OF DISPLAYING 21" HIGH SINGLE AND DOUBLE STROKE CHARACTER FONTS (7.2WATT XENON LAMPS).

SCOREBOARD NUMERALS-
GAME CLOCK AND TEAM SCORES, 35" HIGH 6 X 7 (5") DIGITAL DOUBLE STROKE UNITS (30R20 LAMPS); TIME OUTS LEFT, QUARTER, DOWN, TO GO, AND BALL ON, 30" HIGH 4 X 7 (4.25") DIGITAL SINGLE STROKE UNITS (30R20 LAMPS). (TWO) TWELVE LAMP TEAM BALL POSSESSION INDICATORS (30R20 LAMPS) ARE ALSO SHOWN.

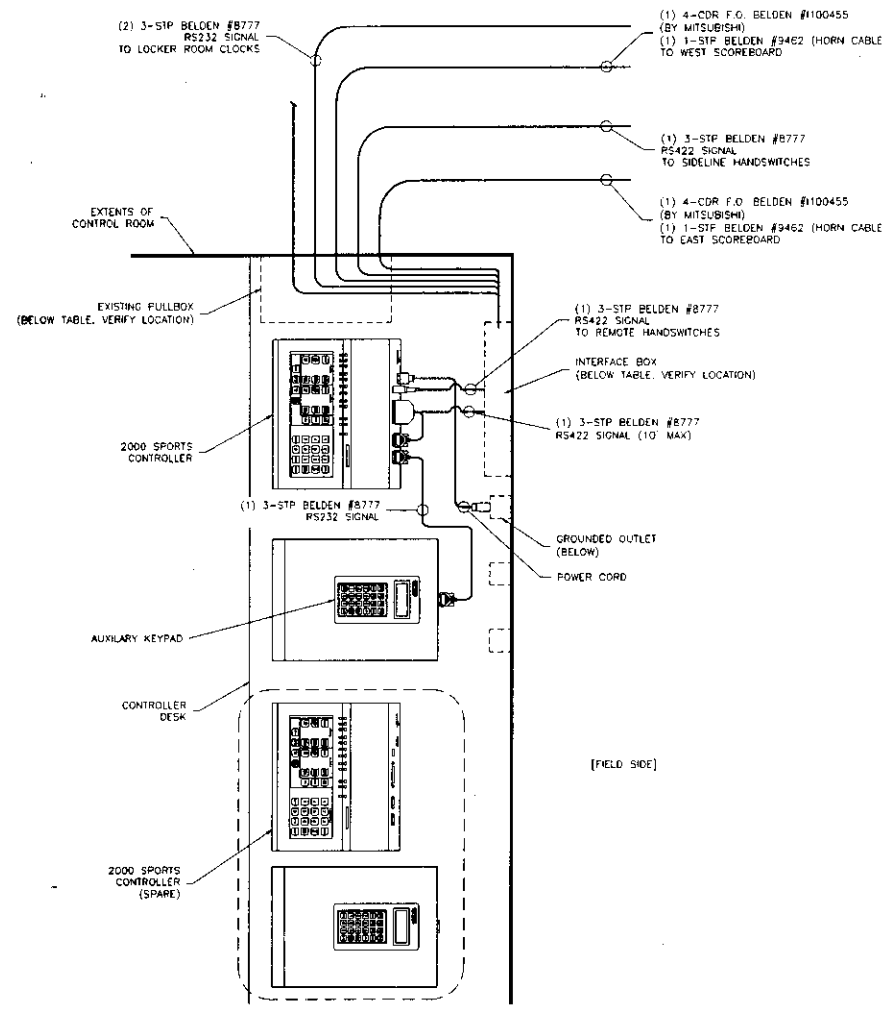
NON-ILLUMINATED SCOREBOARD CAPTIONS-
QTR., DOWN, TO GO, AND BALL ON, 22" HIGH FRANKLIN GOTHIC CONDENSED STYLE VINYL LETTERING; TOL., 18" HIGH FRANKLIN GOTHIC CONDENSED STYLE VINYL LETTERING.

APPROXIMATE POWER REQUIREMENTS- (NOT INCLUDING THE VIDEO DISPLAY)
120/208VAC, 50/60HZ, 3 PHASE, 4 WIRE POWER SUPPLY, TOTAL DEMAND:
~30,160WATTS.

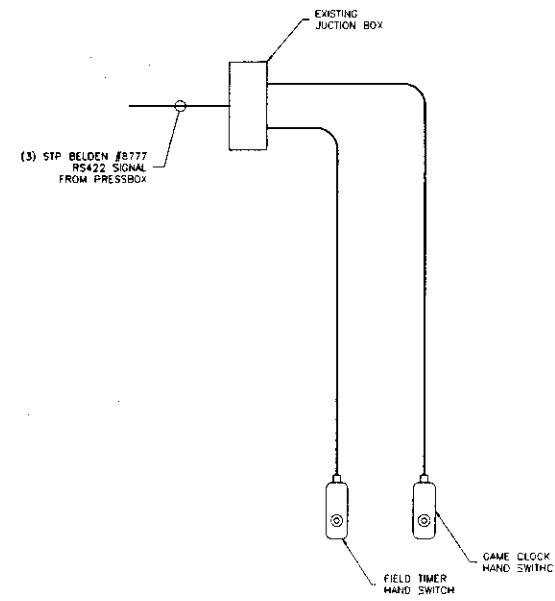
- END ADVERTISING PANELS: 8,160WATTS (96, F72T12/CW/HO FLUORESCENT LAMPS)
- TRI-IMAGE ADVERTISING PANELS: 500WATTS (POWER SUPPLIES AND DRIVING MECHANISMS)
- TRI-IMAGE FRONT ILLUMINATION: 700WATTS (4, 175WATT METAL HALIDE LAMPS)
- MITSUBISHI VIDEO DISPLAY: ? ~WATTS (POWER REQUIREMENTS T.B.D. PER MANUFACTURERS SPECIFICATIONS)
- VIDEO DISPLAY COOLING SYSTEM: ? ~WATTS (T.B.D. PER MANUFACTURERS SPECIFICATIONS)
- FOOTBALL SCOREBOARD: 18,760WATTS (7.2WATT XENON AND 30WATT LAMPS)
- DELAY OF GAME FIELD TIMER: 2,040WATTS (30WATT LAMPS)



THIS DOCUMENT CONTAINS FAIRTRON PROPRIETARY INFORMATION. ANY DISCLOSURE, USE, OR DUPLICATION OF THE DOCUMENT OR OF ANY INFORMATION CONTAINED THEREIN FOR OTHER THAN THE SPECIFIC PURPOSE FOR WHICH IT WAS DISCLOSED IS EXPRESSLY PROHIBITED, EXCEPT AS MAY BE OTHERWISE AGREED TO IN WRITING.			
DESIGNED BY CAW	DATE 10-7-98	SCALE 1/4"=1'-0"	TITLE PROPOSED AUXILIARY FOOTBALL SCOREBOARD FOR THE UNIVERSITY OF KENTUCKY
DRAWN BY CAW	APPROVED BY	TOLERANCES (EXCEPT AS NOTED)	DWG. NO. Y-5-J498-2
 Division of American Medical Corporation A Company CORPORATE OFFICES 1700 DELAWARE AVENUE DES MOINES, IOWA 50317		DECIMAL ± 0.015"	LEXINGTON, KENTUCKY
		FRACTIONAL ± 1/32"	



CONTROLS @ PRESSBOX



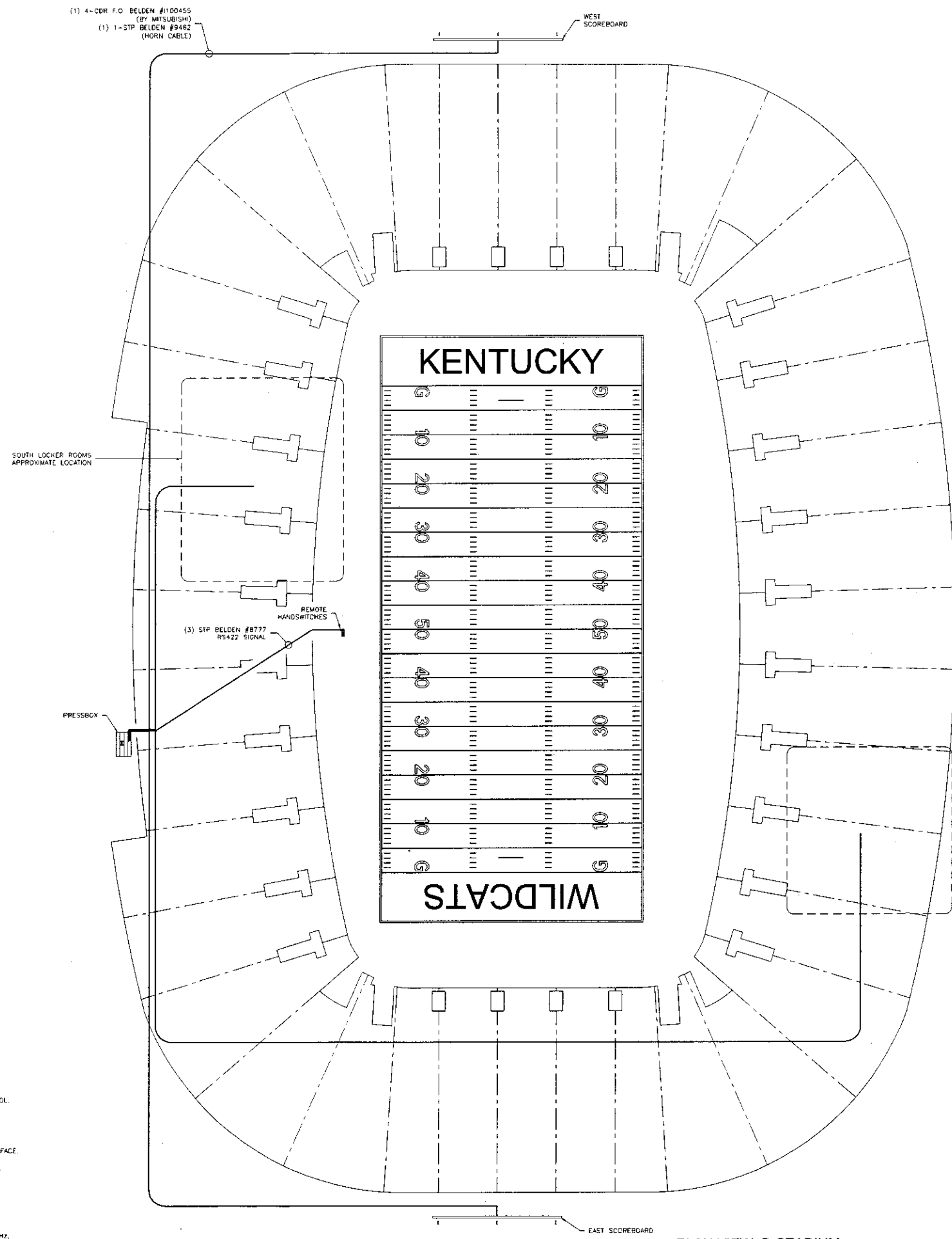
REMOTE HANDSWITCHES

ELECTRICAL NOTES:

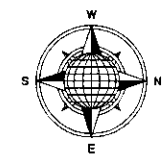
1. ALL DATA CABLES MUST BE CONTINUOUS FROM SCOREBOARD TO CONTROL. NO SPLICES OR CONNECTIONS TO BE USED EXCEPT AT SCOREBOARD AND CONTROL. EXTENSION CABLES TO BE MADE UP AT JOB SITE.
2. ALL METAL ENCLOSURES OF SYSTEM MUST BE EARTH GROUNDING.
3. CONTROLS MUST BE IN A DRY LOCATION WITHIN VIEW OF SCOREBOARD FACE.
4. THE ELECTRICAL INSTALLATION SHALL BE COMPLETED ACCORDING TO ALL LOCAL ELECTRICAL CODES AND/OR NEC ELECTRICAL STANDARDS.
5. VERIFY ALL EQUIPMENT LOCATIONS AND CABLE LENGTHS.

POWER REQUIREMENTS:

1. SCOREBOARDS SHALL BE SUPPLIED WITH 208Y/120 VAC 3-PHASE, 60 HZ.
- 4-WIRE w/ EARTH GND POWER SUPPLY.



PLAN VIEW @ STADIUM



© 1999 TRANS-LUX CORP. ALL RIGHTS RESERVED. THESE DOCUMENTS ARE THE PROPERTY OF TRANS-LUX CORP. AND MAY NOT BE USED OR COPIED WITHOUT PRIOR WRITTEN CONSENT.

UNIVERSITY OF KENTUCKY
 LEXINGTON, KENTUCKY
 THE ELECTRICAL INSTALLATION SCHEME
 CONTROLS, EQUIPMENT LOCATIONS
 PROJECT: UNIVERSITY OF KENTUCKY
 DRAWN BY: LBJ
 CHECKED BY: LBJ
 PROJECT CODE: 03/30/99
 RELEASE DATE: 03/30/99

Fairtron
 DIVISION OF TRANS-LUX WEST CORP.
 A TRANS-LUX Company
 INTEGRATED SYSTEMS ENGINEERING, INC.
 A TRANS-LUX Company
 INTEGRATED SYSTEMS ENGINEERING, INC.
 A TRANS-LUX Company
 CORPORATE OFFICES: 1000 W. 10TH AVENUE, SUITE 1000, DENVER, CO 80202

Fair-Play
 DIVISION OF TRANS-LUX WEST CORP.
 A TRANS-LUX Company
 CORPORATE OFFICES: 1000 W. 10TH AVENUE, SUITE 1000, DENVER, CO 80202

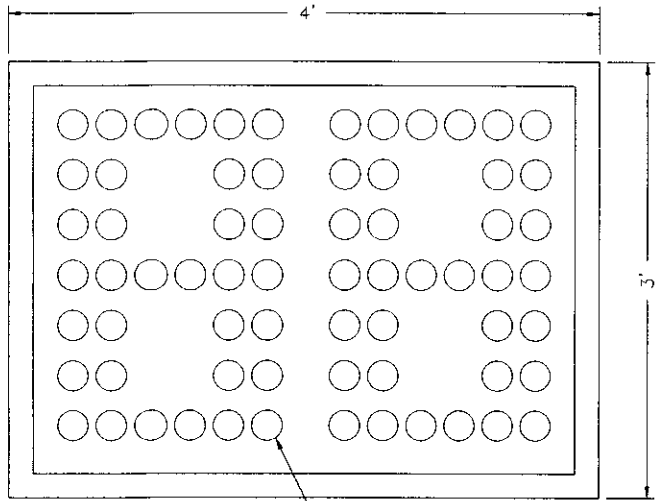
ISE
 INTEGRATED SYSTEMS ENGINEERING, INC.
 A TRANS-LUX Company
 INTEGRATED SYSTEMS ENGINEERING, INC.
 A TRANS-LUX Company
 CORPORATE OFFICES: 1000 W. 10TH AVENUE, SUITE 1000, DENVER, CO 80202

REVISION: ADD CABLE BELDEN #S
 RELEASE FOR CONSTRUCTION
 BY: LBJ
 DATE: 03/30/99

REVISION: ADD CABLE BELDEN #S
 RELEASE FOR CONSTRUCTION
 BY: LBJ
 DATE: 03/30/99


REVISION: ADD CABLE BELDEN #S
 RELEASE FOR CONSTRUCTION
 BY: LBJ
 DATE: 03/30/99

EY-0176-1

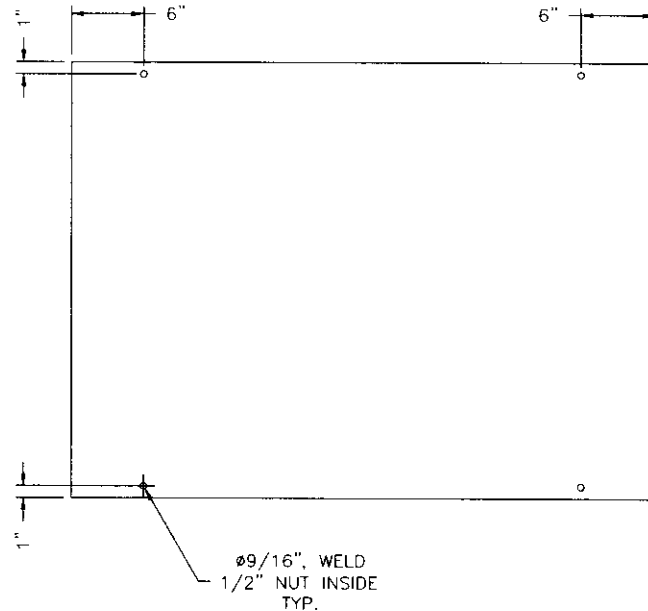


30" DIGITAL DOUBLE STROKE
COMPRESSED (30R20)
SPACING: 3.125" H x 4.125" V

FRONT VIEW



SIDE VIEW



ø9/16", WELD
1/2" NUT INSIDE
TYP.

REAR VIEW

© 1993 TRANS-LUX CORP. ALL RIGHTS RESERVED. THESE DOCUMENTS ARE THE PROPERTY OF TRANS-LUX CORP. AND MAY NOT BE USED OR COPIED WITHOUT PRIOR WRITTEN CONSENT.

ISE
INTEGRATED SYSTEM ENGINEERING, INC.
A **TRANS-LUX** Company
1500 W. 200 N.
COLUMBIA, KY 40301


Fairtron
DIVISION OF TRANS-LUX INVEST CORP.
A **TRANS-LUX** Company
1000 W. 200 N.
COLUMBIA, KY 40301

Fair-Play
DIVISION OF TRANS-LUX INVEST CORP.
A **TRANS-LUX** Company
1000 W. 200 N.
COLUMBIA, KY 40301

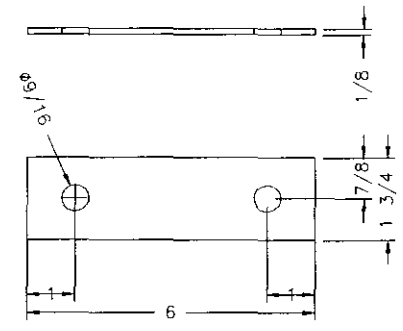
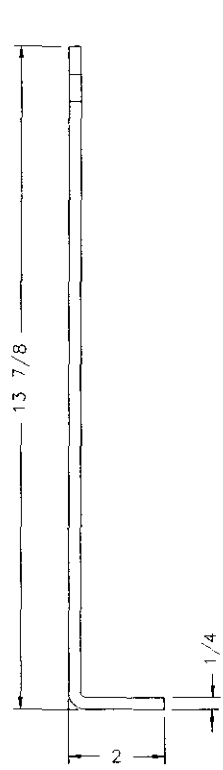
REVISION	DATE
1	
2	
3	
4	
5	
6	



DRAWN BY LBJ
DATE 04/12/99
TITLE UNIV. OF KENTUCKY
DELAY OF GAME TIMER
DRAWING PG. 1 OF 1
SK-0176-2



BRACKET



PLATE

NOTES:

1. PAINT: ONLY PRIMER REQ'D
2. QTY: (16) EA. REQ'D
3. ALL MATERIAL IS STEEL.

© 1988 TRANS-LUX CORP. ALL RIGHTS RESERVED. THESE DOCUMENTS ARE THE PROPERTY OF TRANS-LUX CORP. AND MAY NOT BE USED OR COPIED WITHOUT PRIOR WRITTEN CONSENT.

aise.
 INTEGRATED SYSTEMS ENGINEERING, INC.
 A **TRANS-LUX** Company
 CORPORATE OFFICES
 1000 N. 30th St.
 COVINGTON, LA 70042

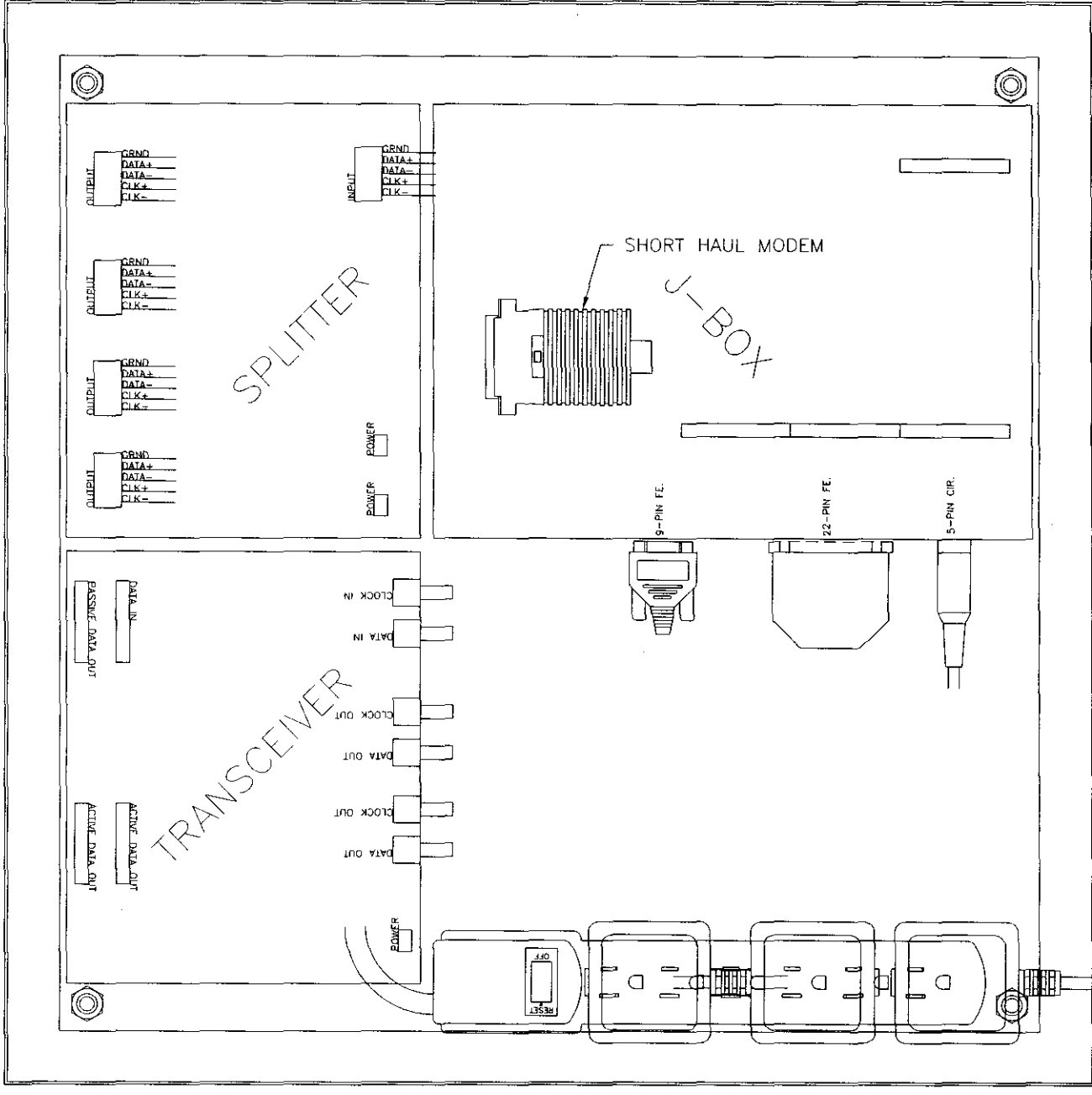
Fairtron
 DIVISION OF TRANS-LUX INDUSTRIES, INC.
 A **TRANS-LUX** Company
 CORPORATE OFFICES
 1000 N. 30th St.
 COVINGTON, LA 70042

Fair-Play
 DIVISION OF TRANS-LUX INDUSTRIES, INC.
 A **TRANS-LUX** Company
 CORPORATE OFFICES
 1000 N. 30th St.
 COVINGTON, LA 70042

REVISION	DATE
1	
2	
3	
4	
5	
6	



DRAWN BY LBJ DATE 04/15/99
 TITLE UNIV. OF KENTUCKY MOUNTING BRACKETS
 DRAWING PG. 1 OF 1
SK-0176-6



© 1983 TRANS-LUX CORP. ALL RIGHTS RESERVED. THESE DOCUMENTS ARE THE PROPERTY OF TRANS-LUX CORP. AND MAY NOT BE USED OR COPIED WITHOUT PRIOR WRITTEN CONSENT.

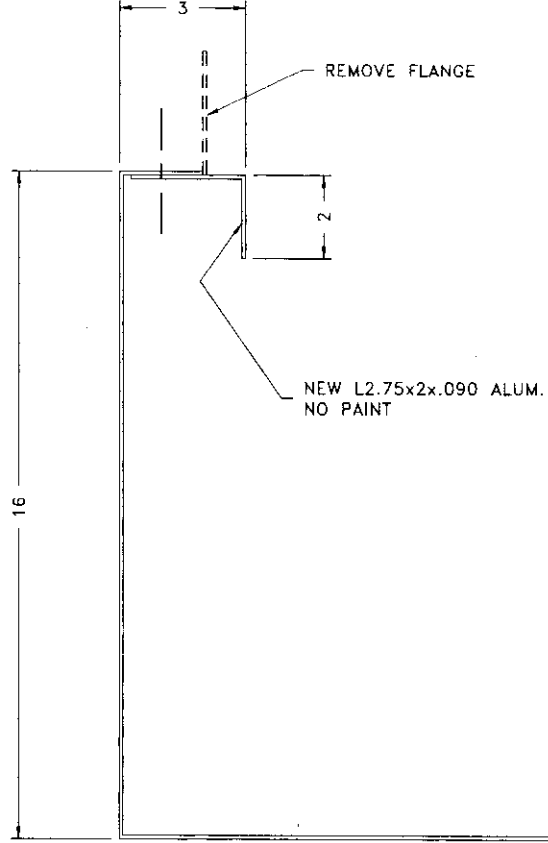
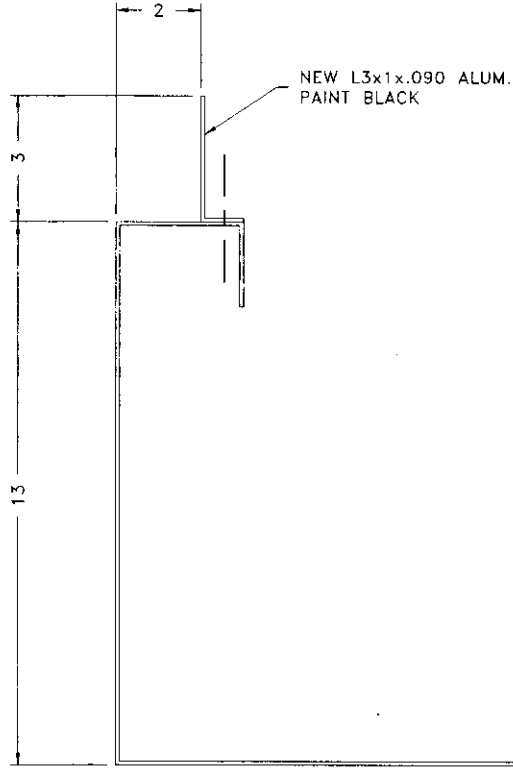
ISE
 INTEGRATED SYSTEMS ENGINEERING, INC.
 A **Fairtron** Company
 1400 W. 90th STREET
 LOOMIS, IL 61451

Fairtron
 DIVISION OF INTEGRATED SYSTEMS ENGINEERING, INC.
 A **Fair-Play** Company
 1700 COLONIAL CENTER
 BEECHAM, ONTARIO, CANADA

REVISION	DATE
1 ORIGINAL RELEASE	05/26/89
2	
3	
4	
5	
6	



DRAWN BY LBJ
 TITLE UNIV. OF KENTUCKY INTERFACE BOX
 DATE 05/26/89
 DRAWING PG. 1 OF 1
SK-0176-13



©1983 TRANS-LUX CORP. ALL RIGHTS RESERVED. THESE DOCUMENTS ARE THE PROPERTY OF TRANS-LUX CORP. AND MAY NOT BE USED OR COPIED WITHOUT PRIOR WRITTEN CONSENT.

ISE
INTEGRATED SYSTEMS ENGINEERING, INC.
A TRANS-LUX Company

Fairtron
DIVISION OF INTEGRATED SYSTEMS ENGINEERING, INC.
A TRANS-LUX Company

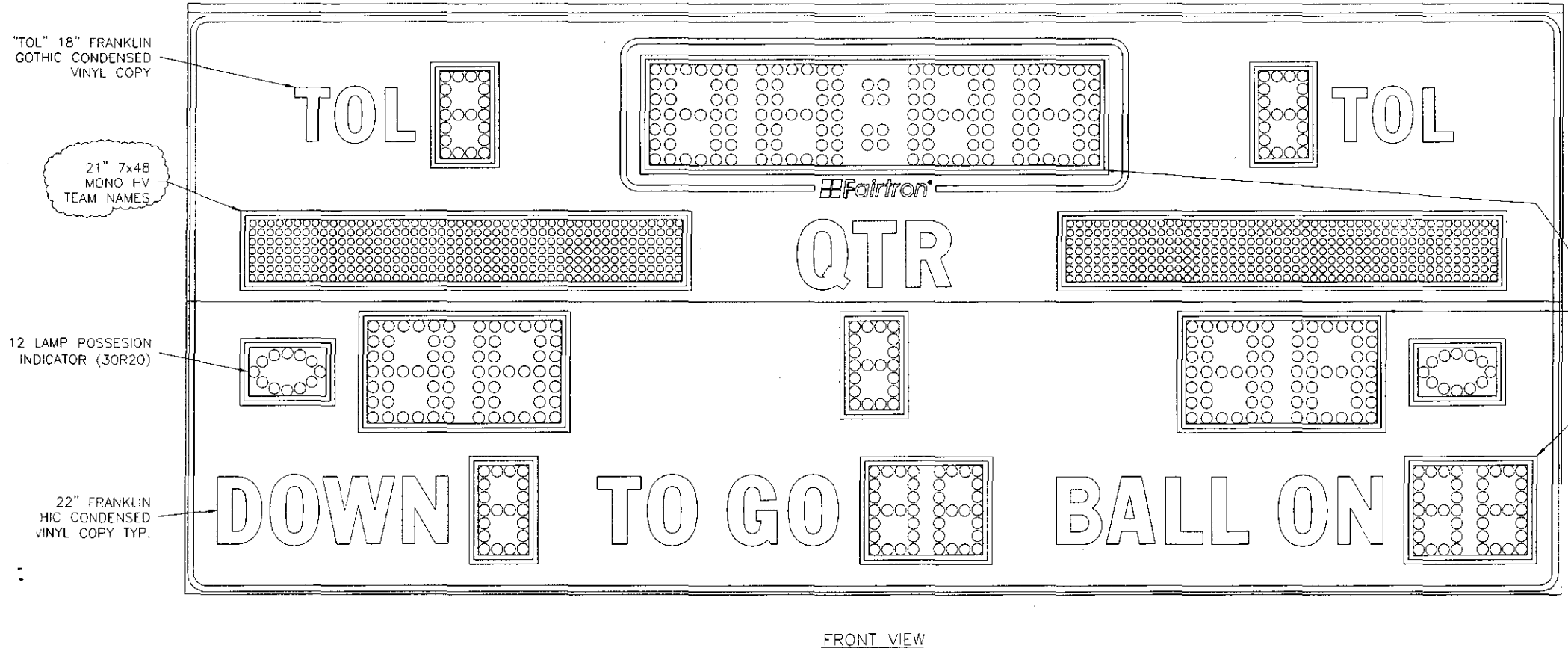
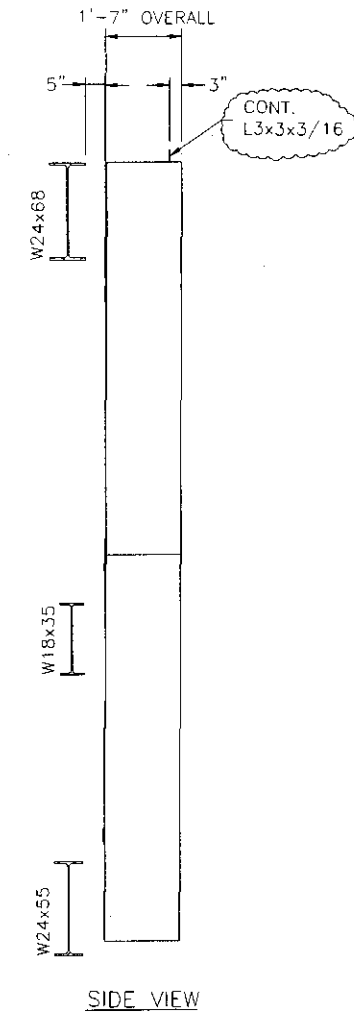
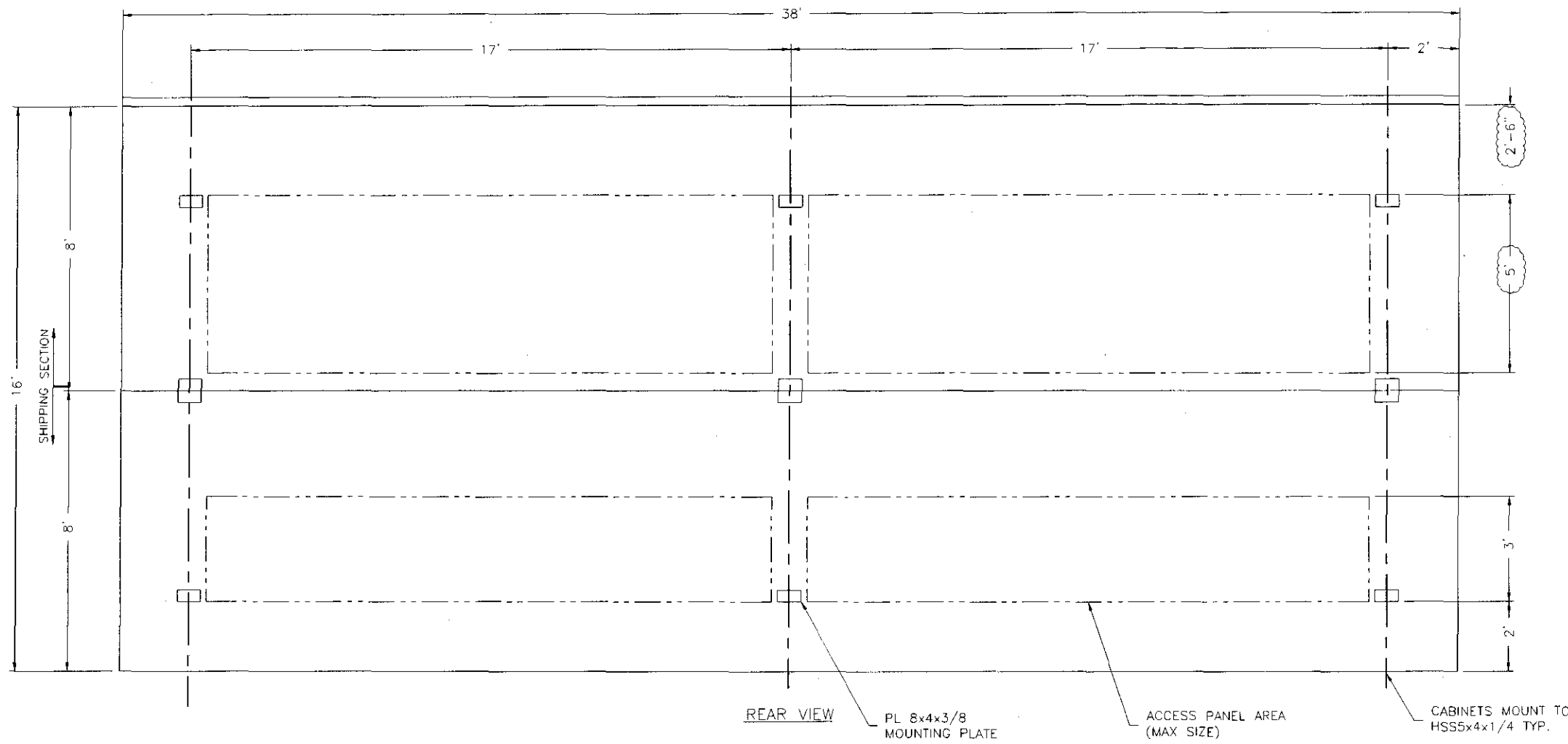
Fair-Play
DIVISION OF TRANS-LUX MIDWEST CORP.
A TRANS-LUX Company

1000 W. PULS
LEESVILLE, MO. 64645
LOCAL 171-8431

THEIR PRODUCTS
ARE MADE IN THE
UNITED STATES OF AMERICA

REVISION	DATE
1	
2	
3	
4	
5	
6	

DRAWN BY LBJ
DATE 05/27/99
TITLE UNIV. OF KENTUCKY
FILLER FIX
DRAWING PG. 1 OF 1
SK-0176-14



© 1999 TRANS-LUX CORP. ALL RIGHTS RESERVED. THESE DOCUMENTS ARE THE PROPERTY OF TRANS-LUX CORP. AND MAY NOT BE USED OR COPIED WITHOUT PRIOR WRITTEN CONSENT.

UNIVERSITY OF KENTUCKY
 LEXINGTON, KY
 THE SCOREBOARD DESIGN REQUIREMENTS

REVISION
 ORIGINAL RELEASE
 INCREASE CLEARANCE FOR DOORS

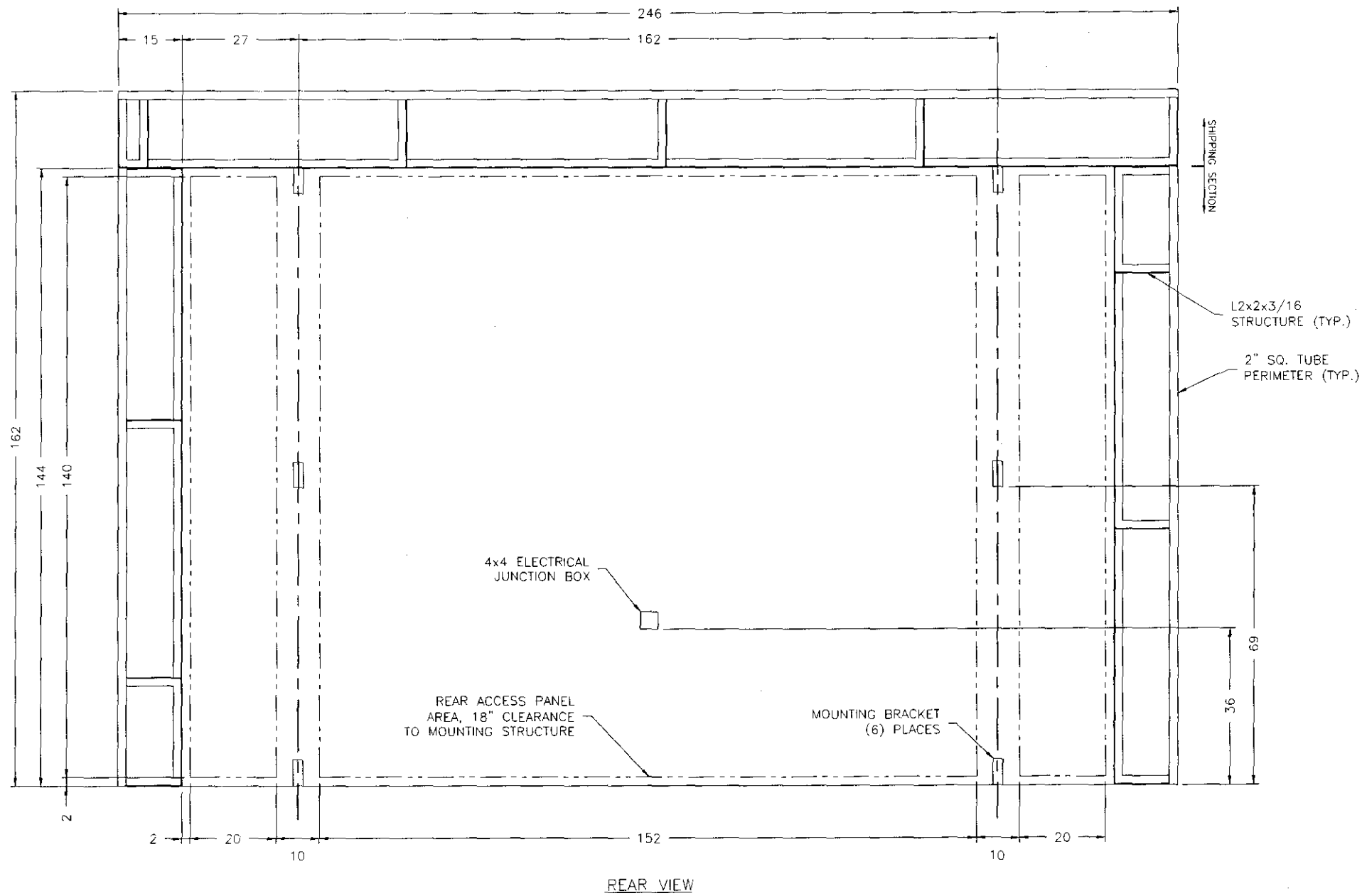
BY: LBJ
 DATE: 04/27/99

Ise
 INTEGRATED SYSTEMS ENGINEERING, INC.
 A TRANS-LUX Company

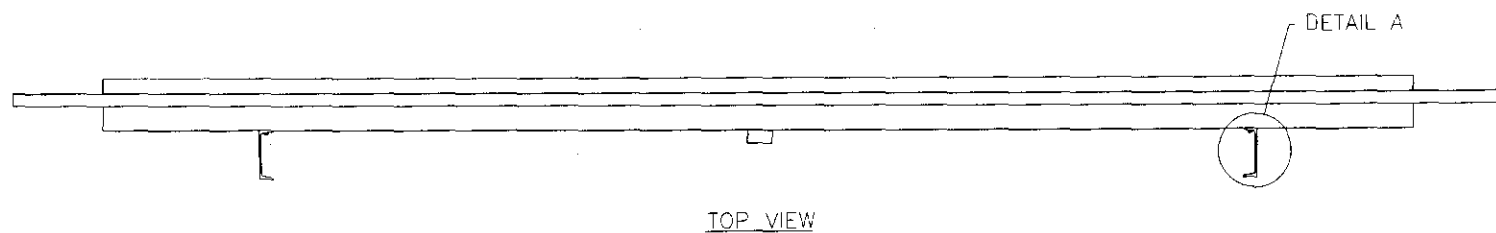
Fairtron
 DIVISION OF INTEGRATED SYSTEMS ENGINEERING, INC.
 A TRANS-LUX Company

TRANS-LUX

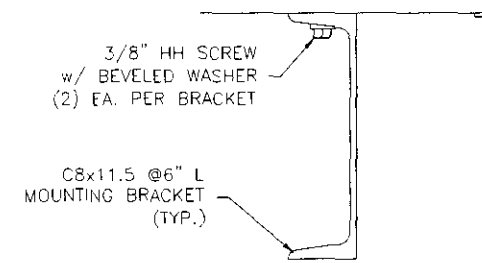
PG. 1 OF 1
 SK-0176-1



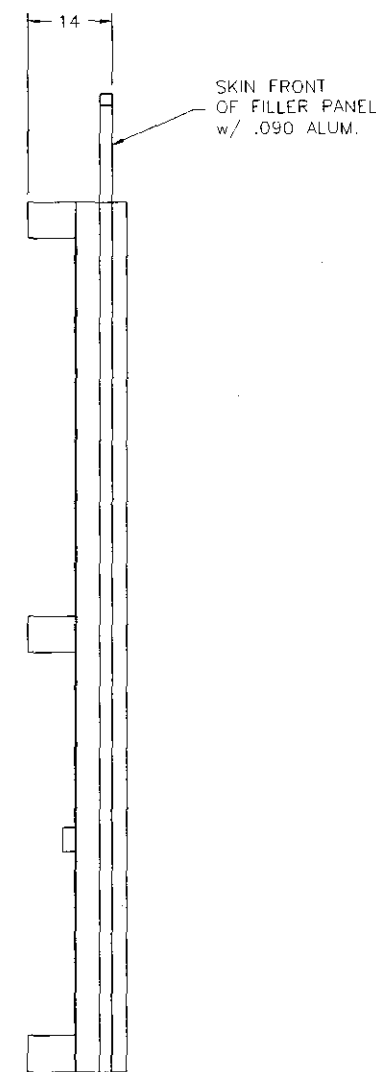
REAR VIEW



TOP VIEW



VIEW A



SIDE VIEW

NOTES:

1. PAINT: FRONT & SIDES BLACK (PROVIDED BY ISE), NO PAINT REQ'D ON BACK.
2. QTY: (4) REQ'D
3. LAMPS & BALLASTS TO BE SERVICED FROM THE REAR.

©1992 TRANS-LUX CORP. ALL RIGHTS RESERVED. THESE DOCUMENTS ARE THE PROPERTY OF TRANS-LUX CORP. AND MAY NOT BE USED OR COPIED WITHOUT PRIOR WRITTEN CONSENT.


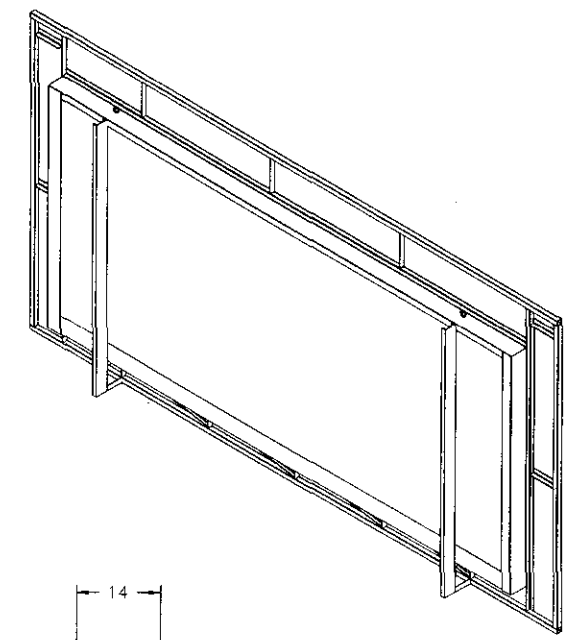
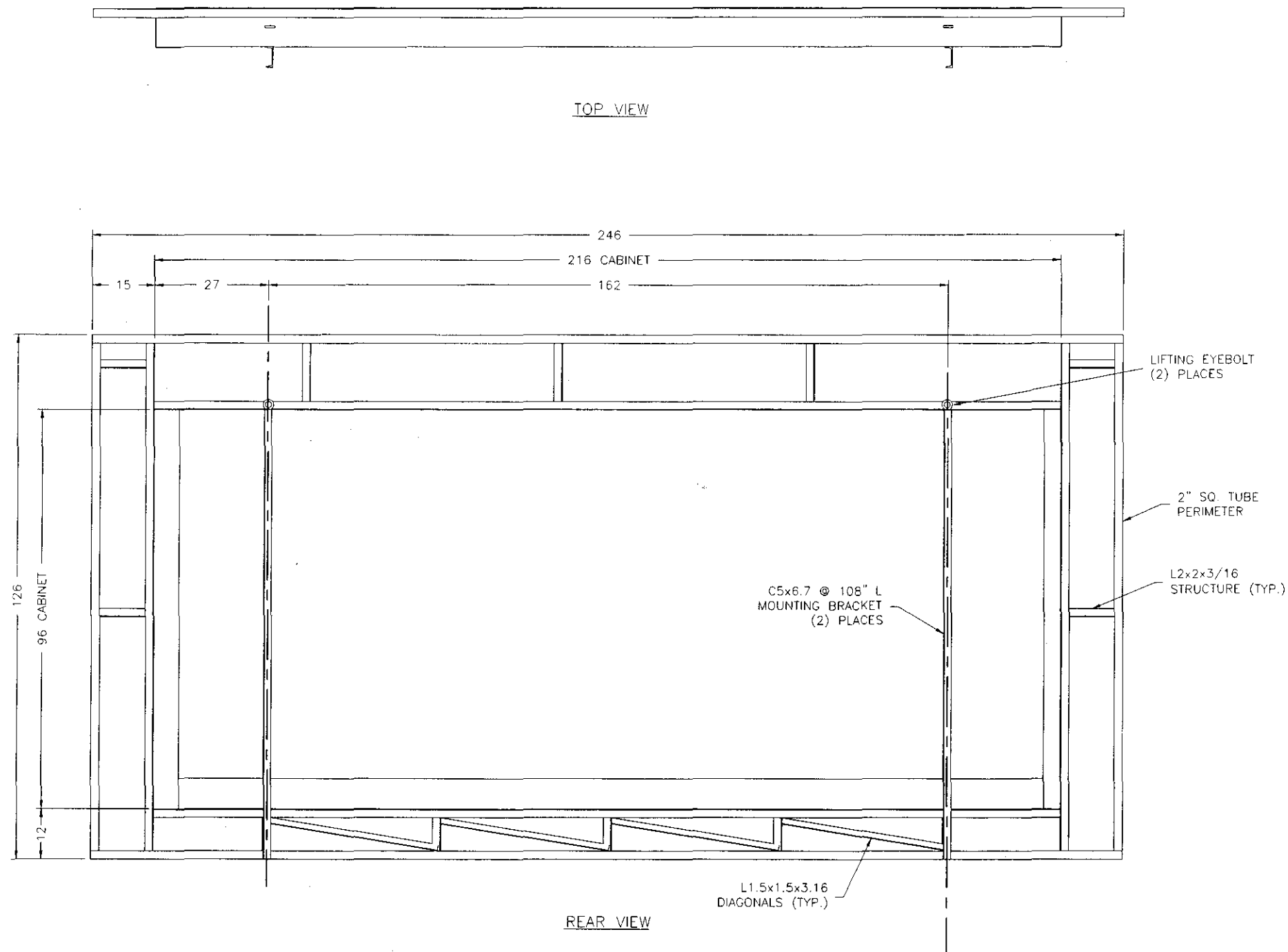
UNIVERSITY OF KENTUCKY
 LOCATION: LEXINGTON, KY
 TITLE: AD PANEL DESIGN REQUIREMENTS
 PROJECT NO: SK-0176-3

REVISION: ORIGINAL RELEASE
 BY: LBJ
 DATE: 04/13/89

ISE
 INTEGRATED SYSTEMS ENGINEERING, INC.
 A TRANS-LUX COMPANY
 1000 DECATUR AVENUE
 LOGAN, UT 84301

Fairtron
 DIVISION OF INTEGRATED SYSTEMS ENGINEERING, INC.
 A TRANS-LUX COMPANY
 1000 DECATUR AVENUE
 LOGAN, UT 84301

Fair-Play
 DIVISION OF TRANS-LUX INDUSTRIES CORP.
 A TRANS-LUX COMPANY
 1000 DECATUR AVENUE
 LOGAN, UT 84301



- NOTES:
1. PAINT: FRONT & SIDES BLACK (PROVIDED BY ISE). NO PAINT REQ'D ON BACK.
 2. QTY: (2) REQ'D
 3. LOUVERS & DRIVE TRAIN TO BE SERVICED FROM THE REAR.

© 1999 TRANS-LUX CORP. ALL RIGHTS RESERVED. THESE DOCUMENTS ARE THE PROPERTY OF TRANS-LUX CORP. AND MAY NOT BE USED OR COPIED WITHOUT PRIOR WRITTEN CONSENT.

UNIVERSITY OF KENTUCKY
 PROJECT LOCATION: LEXINGTON, KY
 PROJECT LOGO: THE TRI-IMAGE DESIGN REQUIREMENTS
 DRAWN BY: LBJ
 DATE: 01/13/99
 RELEASE DATE:

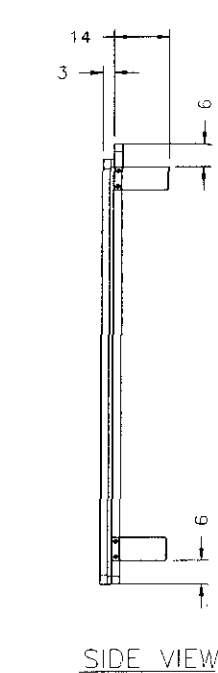
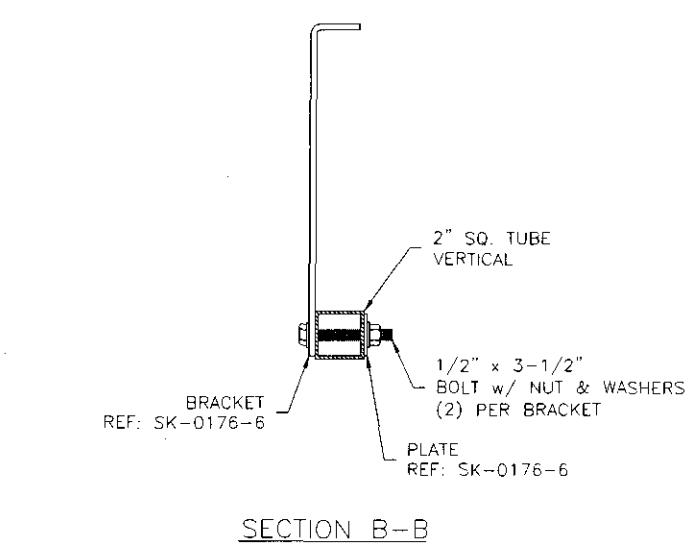
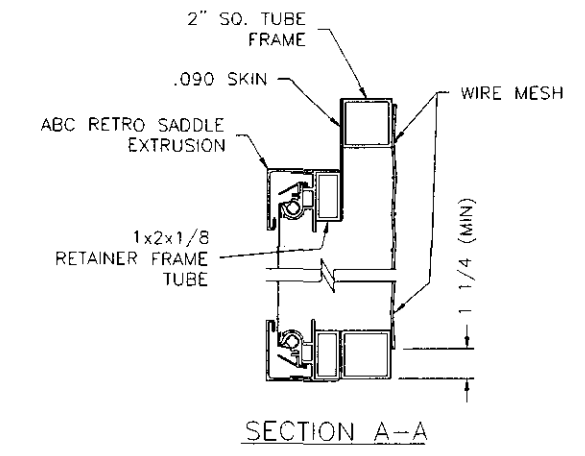
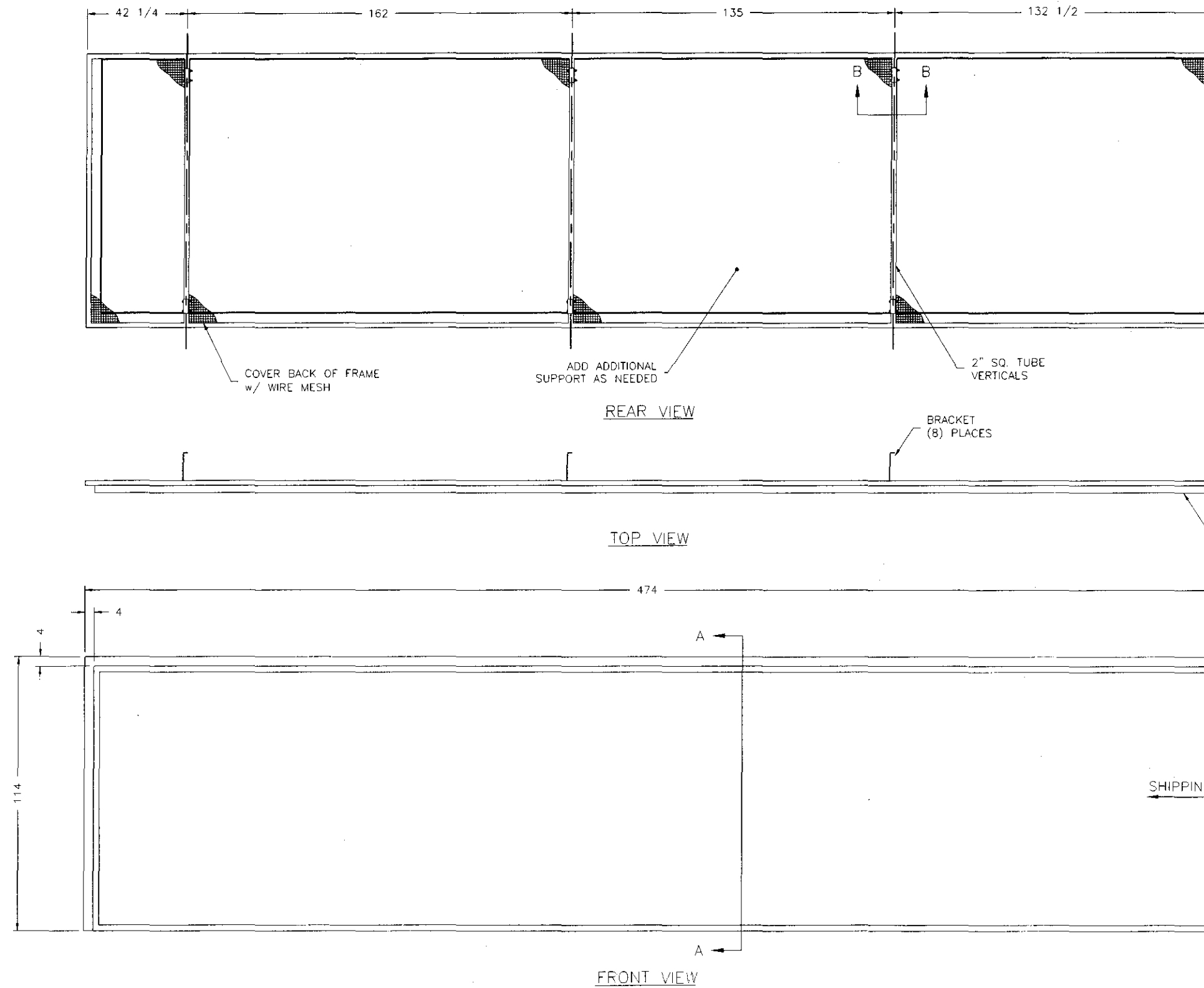
REVISION: ORIGINAL RELEASE
 BY: LBJ
 DATE: 04/13/99

ISE
 INTEGRATED SYSTEMS ENGINEERING, INC.
 A TRS Company
 CORPORATE OFFICE: 1500 W. MAIN ST. LOUISVILLE, KY 40203
 LOCAL OFFICE: 1000 W. MAIN ST. LOUISVILLE, KY 40203

Fairtron
 DIVISION OF INTEGRATED SYSTEMS ENGINEERING, INC.
 A TRS Company
 CORPORATE OFFICE: 1500 W. MAIN ST. LOUISVILLE, KY 40203
 LOCAL OFFICE: 1000 W. MAIN ST. LOUISVILLE, KY 40203

Fair-Play
 DIVISION OF TRANS-LUX MIDWEST CORP.
 A TRS Company
 CORPORATE OFFICE: 1500 W. MAIN ST. LOUISVILLE, KY 40203
 LOCAL OFFICE: 1000 W. MAIN ST. LOUISVILLE, KY 40203

PG. 1 OF 1
 SK-0176-4



- NOTES:**
1. LEFT SECTION SHOWN, RIGHT IS OPPOSITE.
 2. QTY: (1) LEFT SECTION, (1) RIGHT SECTION.
 3. PAINT: FRONT & SIDES BLACK (PROVIDED BY ISE), NO PAINT REQ'D ON BACK.

© 1999 TRANS-LUX CORP. ALL RIGHTS RESERVED. THESE DOCUMENTS ARE THE PROPERTY OF TRANS-LUX CORP. AND MAY NOT BE USED OR COPIED WITHOUT PRIOR WRITTEN CONSENT.

UNIVERSITY OF KENTUCKY
 PROJECT: THE LEFT SPEAKER COVER DESIGN REQUIREMENTS
 LOCATION: LEXINGTON, KY
 DRAWN BY: LBJ
 CHECKED BY: 0113/89
 RELEASE DATE:

ISE
 INTEGRATED SYSTEMS ENGINEERING, INC.
 A TRANS-LUX Company
 CORPORATE OFFICE: 1000 W. MAIN ST., SUITE 100, LEXINGTON, KY 40504

Fairtron
 DIVISION OF TRANS-LUX INDUSTRIES, INC.
 A TRANS-LUX Company
 CORPORATE OFFICE: 1000 W. MAIN ST., SUITE 100, LEXINGTON, KY 40504

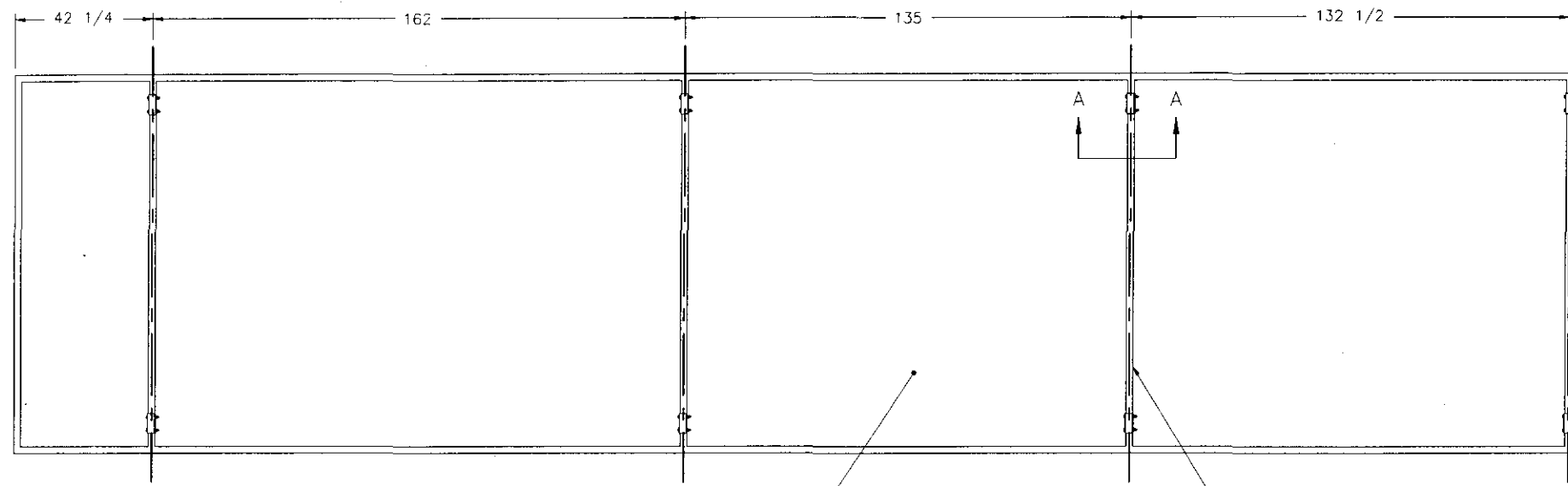
Fair-Play
 DIVISION OF TRANS-LUX INDUSTRIES, INC.
 A TRANS-LUX Company
 CORPORATE OFFICE: 1000 W. MAIN ST., SUITE 100, LEXINGTON, KY 40504

REVISION: ORIGINAL RELEASE

BY DATE: LBJ 04/13/89

PG. 5 OF 1


SK-0176-5



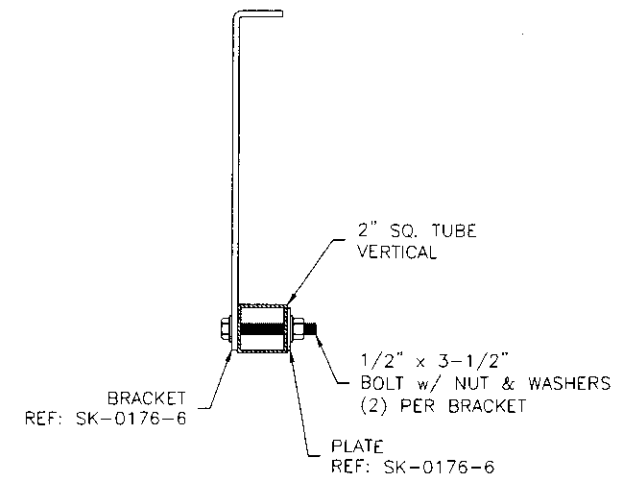
REAR VIEW



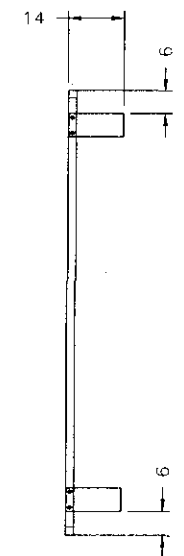
TOP VIEW



FRONT VIEW



SECTION A-A



SIDE VIEW

NOTES:

1. LEFT SECTION SHOWN, RIGHT IS OPPOSITE.
2. QTY: (1) LEFT SECTION, (1) RIGHT SECTION.
3. PAINT: FRONT & SIDES BLACK (PROVIDED BY ISE), NO PAINT REQ'D ON BACK.

© 1995 TRANS-LUX CORP. ALL RIGHTS RESERVED. THESE DOCUMENTS ARE THE PROPERTY OF TRANS-LUX CORP. AND MAY NOT BE USED OR COPIED WITHOUT PRIOR WRITTEN CONSENT.

UNIVERSITY OF KENTUCKY
 LEXINGTON, KY
 PROJECT: LEFT ID PANEL
 DESIGN REQUIREMENTS
 SK-0176-7

UNIVERSITY OF KENTUCKY
 LEXINGTON, KY
 PROJECT: LEFT ID PANEL
 DESIGN REQUIREMENTS
 SK-0176-7


BY DATE
 LBJ 04/18/99

REVISION
 ORIGINAL RELEASE



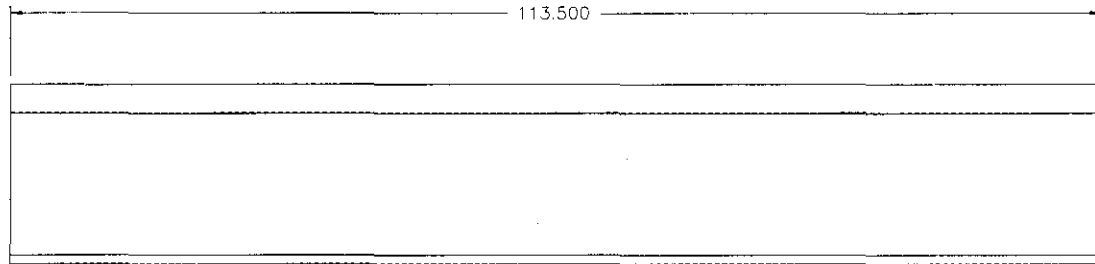
Fairtron
 DIVISION OF INTEGRATED SYSTEMS ENGINEERING, INC.
 A TRANS-LUX Company
 INTEGRATED SYSTEMS ENGINEERING, INC.
 A TRANS-LUX Company
 CORPORA TE OFFICES
 100 N. 3RD W.
 SUITE 101
 LOUISVILLE, KY 40202

Fair-Play
 DIVISION OF TRANS-LUX INDUSTRIES CORP.
 A TRANS-LUX Company
 CORPORA TE OFFICES
 100 N. 3RD W.
 SUITE 101
 LOUISVILLE, KY 40202



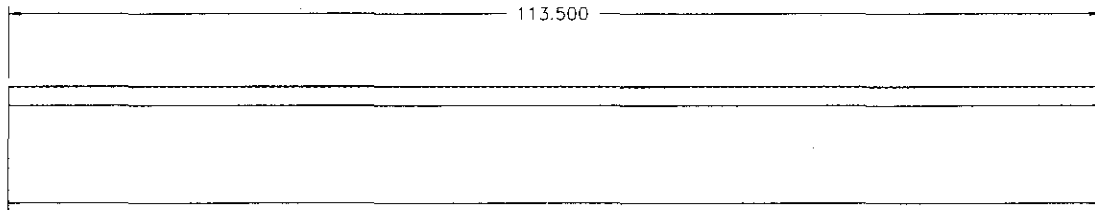
0176-8A SIDE PANEL

QTY: (4)
MATL: .090 ALUM



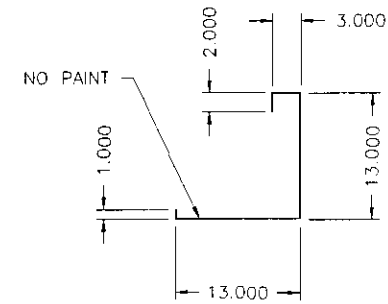
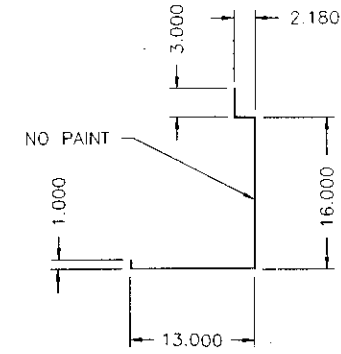
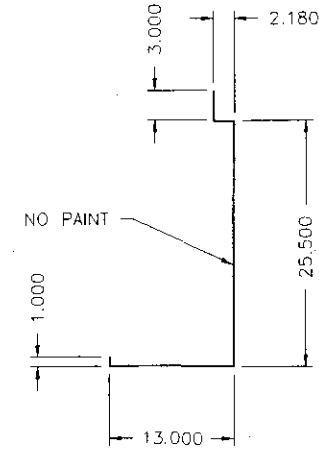
0176-8B TOP PANEL

QTY: (4)
MATL: .090 ALUM



0176-8C BTM PANEL

QTY: (4)
MATL: .090 ALUM




NOTES:

1. PAINT: BLACK ON ALL SURFACES UNLESS NOTED.
2. ALL BENDS 90°.

© 1999 TRANSLUX CORP. ALL RIGHTS RESERVED. THESE DOCUMENTS ARE THE PROPERTY OF TRANSLUX CORP. AND MAY NOT BE USED OR COPIED WITHOUT PRIOR WRITTEN CONSENT.

PROJECT: UNIVERSITY OF KENTUCKY
 LOCATION: LOUISVILLE, KY
 TITLE: MAIN SCOREBOARD FILLER PANEL PARTS
 DRAWN BY: LBJ
 DATE: 05/10/99
 RELEASE DATE: []



REVISION
 PRELIMINARY
 RELEASE FOR PRODUCTION
 BY: LBJ
 DATE: 05/10/99

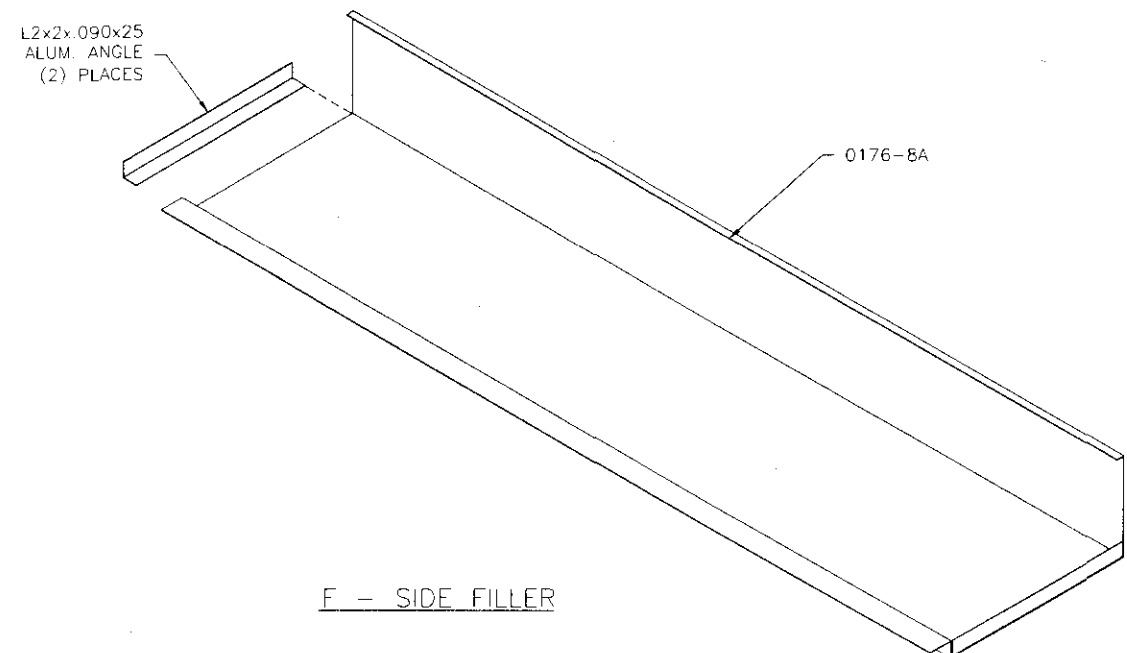
Ise
 INTEGRATED SYSTEMS ENGINEERING, INC.
 A TRANSLUX Company
 CORPORATE OFFICES
 180 N. 400 W.
 LOGAN, UT 84301

Fairtron
 DIVISION OF TRANSLUX ENGINEERING, INC.
 A TRANSLUX Company
 CORPORATE OFFICES
 1700 DELAWARE AVENUE
 062 MARLBOROUGH, MA 01501

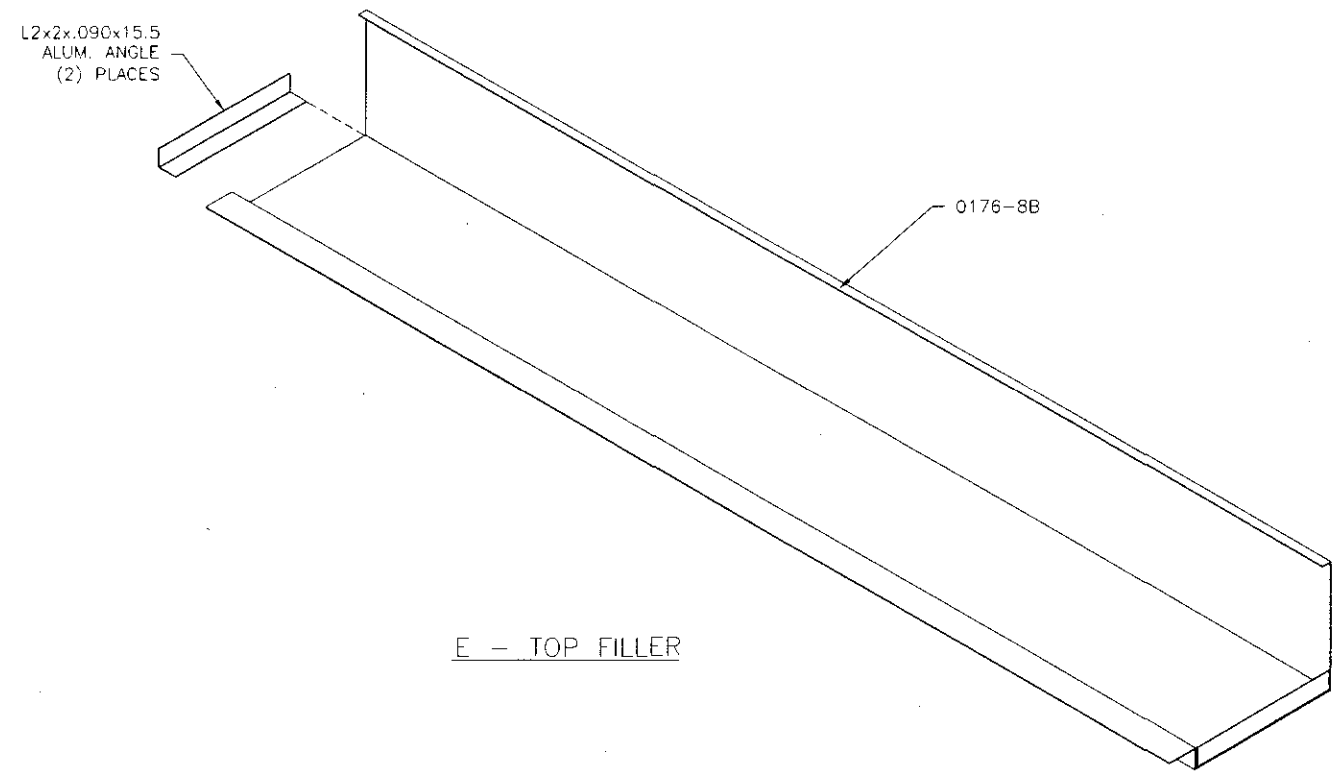
Fair-Play
 DIVISION OF TRANSLUX ENGINEERING, INC.
 A TRANSLUX Company
 CORPORATE OFFICES
 1700 DELAWARE AVENUE
 062 MARLBOROUGH, MA 01501

ENGINEER'S STAMP

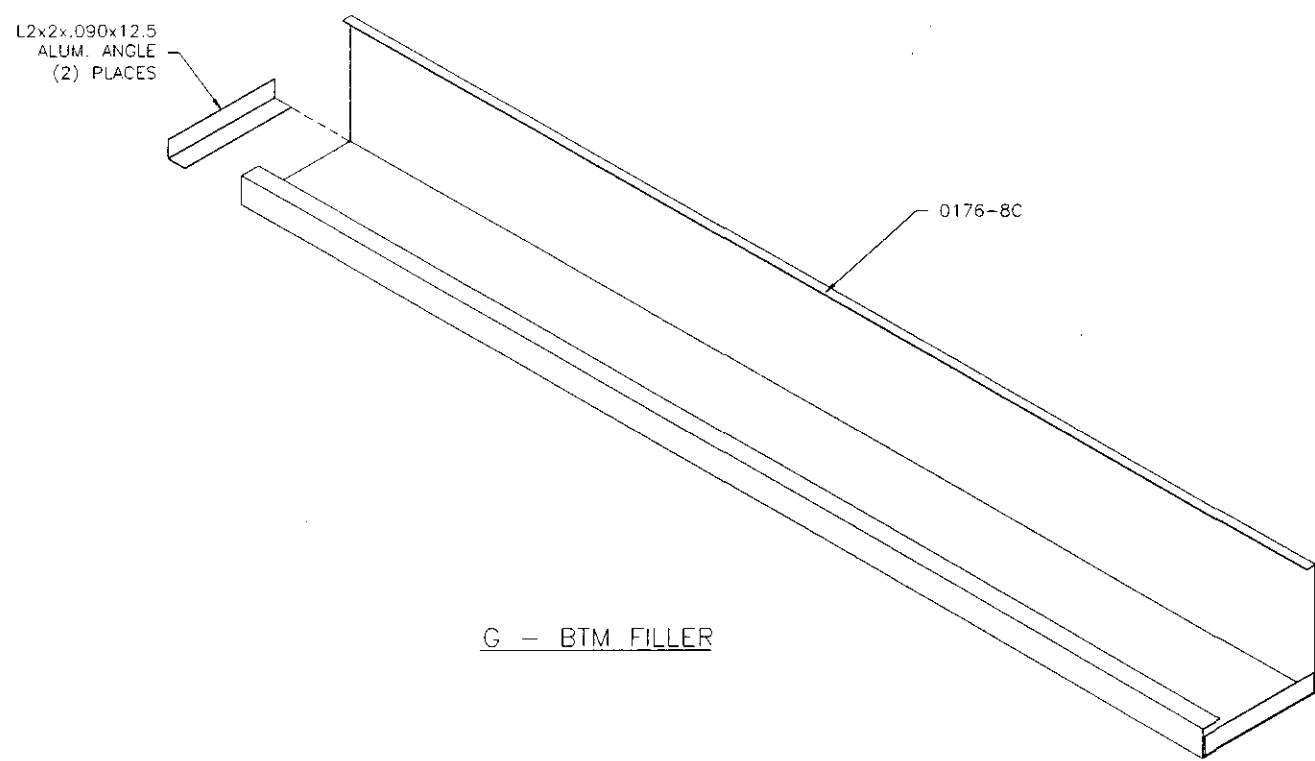
SK-0176-8



F - SIDE FILLER



E - TOP FILLER



G - BTM FILLER

- NOTES:**
1. ASSEMBLE WITH 5/32 RIVETS
 2. TAG ASSEMBLIES WITH LETTER AND DESCRIPTION.

©1989 TRANS-LUX CORP. ALL RIGHTS RESERVED. THESE DOCUMENTS ARE THE PROPERTY OF TRANS-LUX CORP. AND MAY NOT BE USED OR COPIED WITHOUT PRIOR WRITTEN CONSENT.

UNIVERSITY OF KENTUCKY
 LOUISVILLE, KY
 THE MAIN SCOREBOARD
 FILLER PANEL
 ASSEMBLIES
 SK-0176-9

PROJECT LOGS
 UNIVERSITY OF KENTUCKY
 LOUISVILLE, KY
 THE MAIN SCOREBOARD
 FILLER PANEL
 ASSEMBLIES

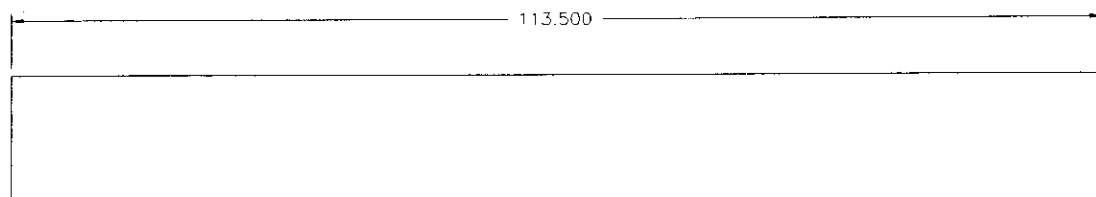
REVISION
 PRELIMINARY
 RELEASE FOR PRODUCTION

BY: LBJ
 DATE: 05/10/89

ISE
 INTEGRATED SYSTEMS ENGINEERING, INC.
 A TRANS-LUX Company
 CORPORATE OFFICES
 LOGAN, UT 84301

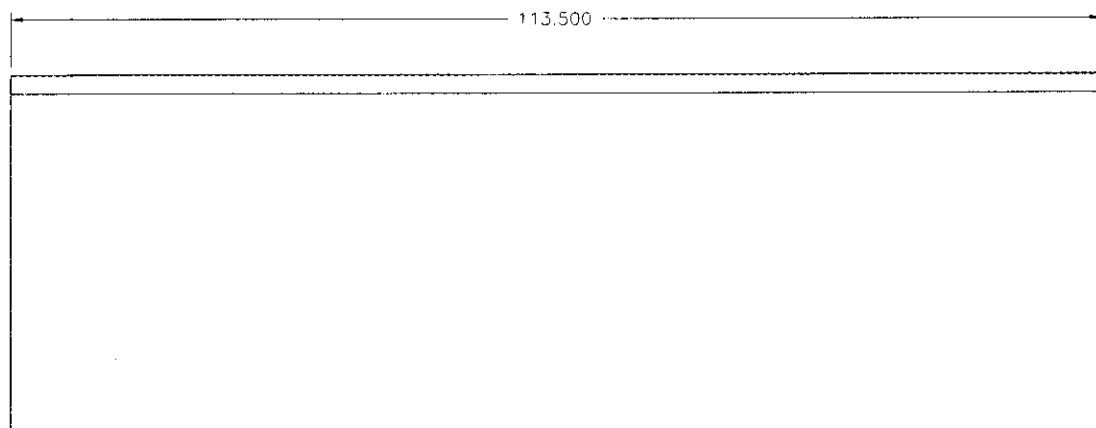
Fairtron
 DIVISION OF INTEGRATED SYSTEMS ENGINEERING, INC.
 A TRANS-LUX Company
 CORPORATE OFFICES
 LOGAN, UT 84301

Fair-Play
 DIVISION OF TRANS-LUX INDUSTRIES CORP.
 A TRANS-LUX Company
 CORPORATE OFFICES
 LOGAN, UT 84301



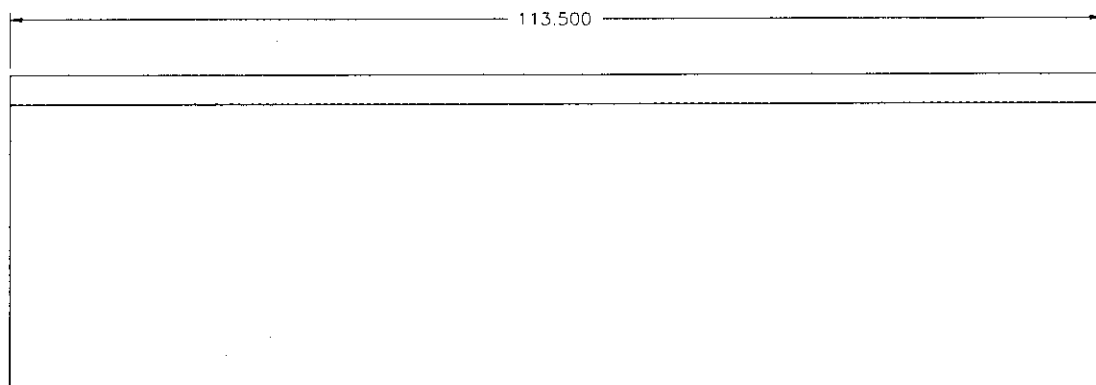
0176-10A MOUNTING PANEL

QTY: (8)
MATL: .090 ALUM



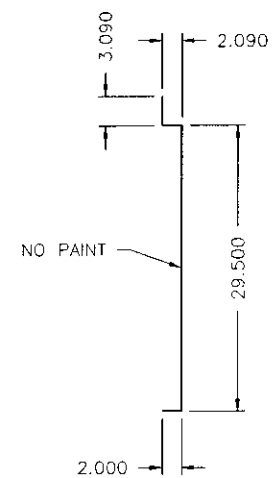
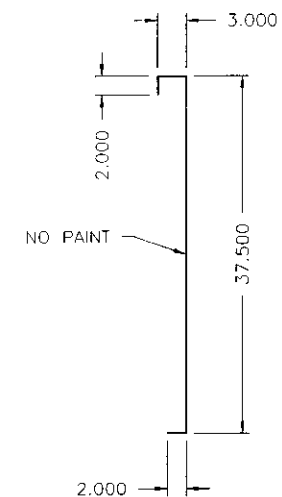
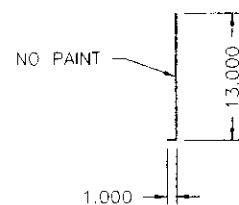
0176-10B BTM PANEL

QTY: (4)
MATL: .090 ALUM



0176-10C TOP PANEL

QTY: (4)
MATL: .090 ALUM



NOTES:

1. PAINT: BLACK ON ALL SURFACES UNLESS NOTED.
2. ALL BENDS 90°.

© 1999 TRANS-LUX CORP. ALL RIGHTS RESERVED. THESE DOCUMENTS ARE THE PROPERTY OF TRANS-LUX CORP. AND MAY NOT BE USED OR COPIED WITHOUT PRIOR WRITTEN CONSENT.

UNIVERSITY OF KENTUCKY
LOUISVILLE, KY
THE AUX. SCOREBOARD FILLER PANEL PARTS

UNIVERSITY OF KENTUCKY
PROJECT CODE

DESIGNED BY
LBJ

DATE
05/10/99

RELEASE DATE

REVISION
PRELIMINARY
RELEASE FOR PRODUCTION

BY
LBJ

DATE
05/10/99

0

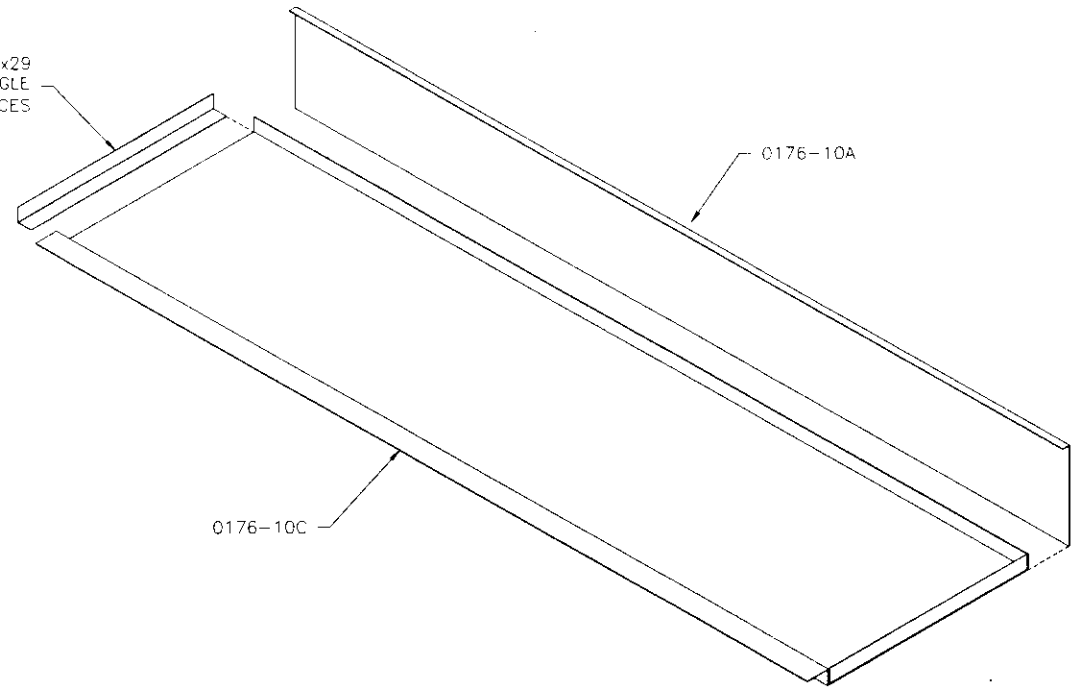
SK-0176-10

ISE
INTEGRATED SYSTEMS ENGINEERING, INC.
A TRANS-LUX Company
CORPORATE OFFICE
1800 N. 400 W.
LOGAN, UT 84301

Fairtron
DIVISION OF INTEGRATED SYSTEMS ENGINEERING, INC.
A TRANS-LUX Company
CORPORATE OFFICE
1800 N. 400 W.
LOGAN, UT 84301

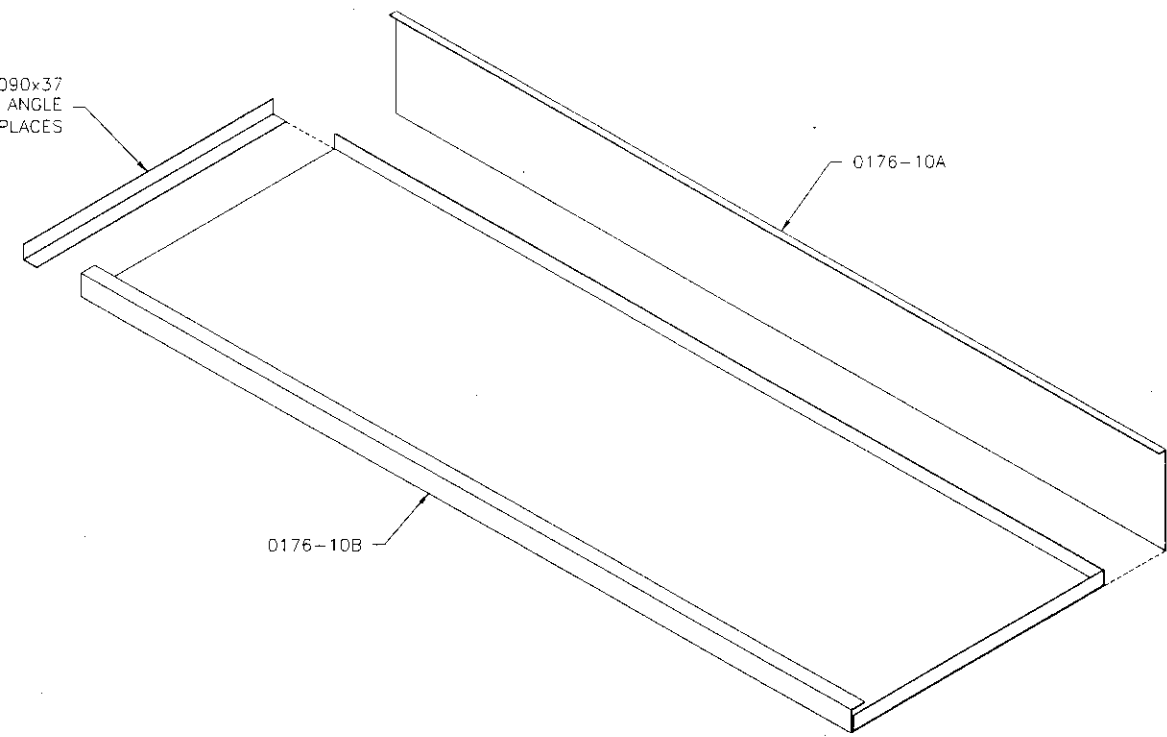
Fair-Play
DIVISION OF TRANS-LUX INDUSTRIES CORP.
A TRANS-LUX Company
CORPORATE OFFICE
1800 N. 400 W.
LOGAN, UT 84301

L2x2x.090x29
ALUM. ANGLE
(2) PLACES



J-TOP FILLER

L2x2x.090x37
ALUM. ANGLE
(2) PLACES



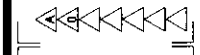
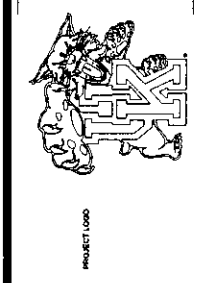
L-BTM FILLER

NOTES:

1. ASSEMBLE WITH 5/32 RIVETS
2. TAG ASSEMBLIES WITH LETTER AND DESCRIPTION.

© 1998 TRANS-LUX CORP. ALL RIGHTS RESERVED. THESE DOCUMENTS ARE THE PROPERTY OF TRANS-LUX CORP. AND MAY NOT BE USED OR COPIED WITHOUT PRIOR WRITTEN CONSENT.

UNIVERSITY OF KENTUCKY
 LOUISVILLE, KY
 THE AUX. SCOREBOARD
 FILLER PANEL
 ASSEMBLIES
 PG 1 OF 1
 SK-0176-11



REVISION
 PRELIMINARY
 RELEASE FOR PRODUCTION


BY DATE
 LBJ 05/10/99
 LBJ 05/18/99

ISE
 INTEGRATED SYSTEMS ENGINEERING, INC.
 A TRANS-LUX Company
 CORPORATE OFFICES
 100 MAIN ST. BLVD.
 LOUISVILLE, KY 40202

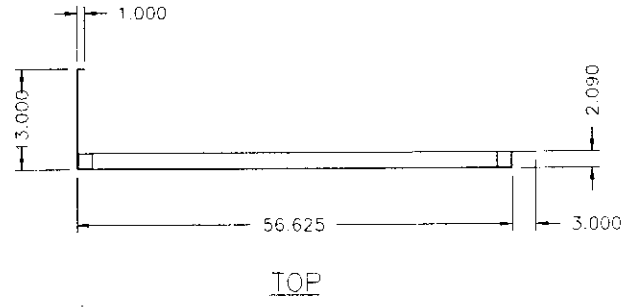
Fairtron
 DIVISION OF INTEGRATED SYSTEMS ENGINEERING, INC.
 A TRANS-LUX Company
 CORPORATE OFFICES
 100 MAIN ST. BLVD.
 LOUISVILLE, KY 40202

Fair-Play
 DIVISION OF TRANS-LUX INVEST CORP.
 A TRANS-LUX Company
 CORPORATE OFFICES
 100 MAIN ST. BLVD.
 LOUISVILLE, KY 40202


ENGINEER'S STAMP



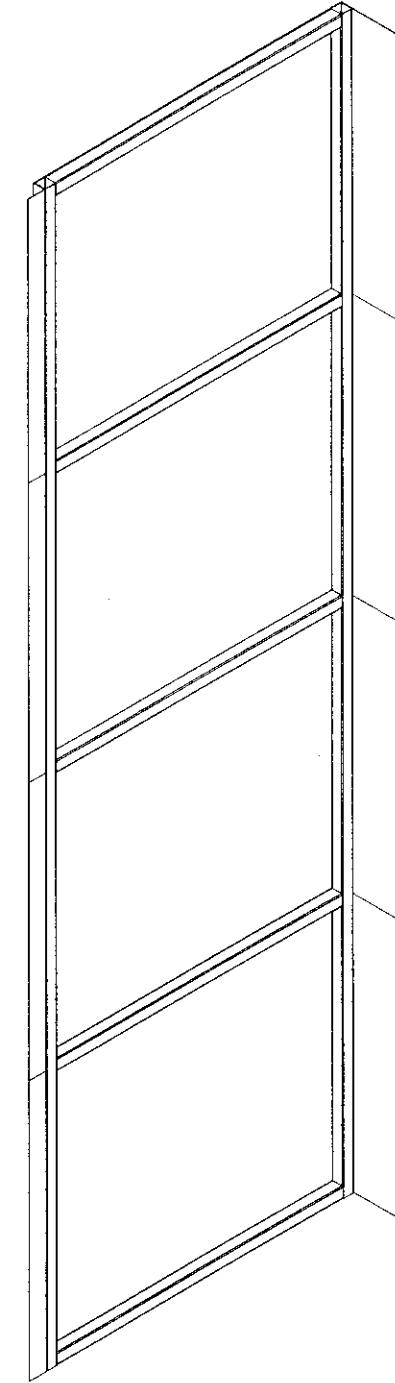
FRONT



TOP



REAR



REAR ISO

NOTES:

1. PAINT: BLACK ON FRONT & SIDES, OVERSPRAY ON BACK IS ACCEPTABLE.
2. ALL BENDS 90°.
3. SKIN: .090 ALUM.
4. ASSEMBLE w/ 5/32 RIVETS
5. DIMENSIONS ARE OUTSIDE INCLUDING .090 SKIN
6. QTY: (2)

© 1994 TRANS-LUX CORP. ALL RIGHTS RESERVED. THESE DOCUMENTS ARE THE PROPERTY OF TRANS-LUX CORP. AND MAY NOT BE USED OR COPIED WITHOUT PRIOR WRITTEN CONSENT.

PROJECT: UNIVERSITY OF KENTUCKY
 LOCATION: LOUISVILLE, KY
 DRAWN BY: LBJ
 DRAWN DATE: 05/10/89
 RELEASE DATE:
 PROJECT LOGO:

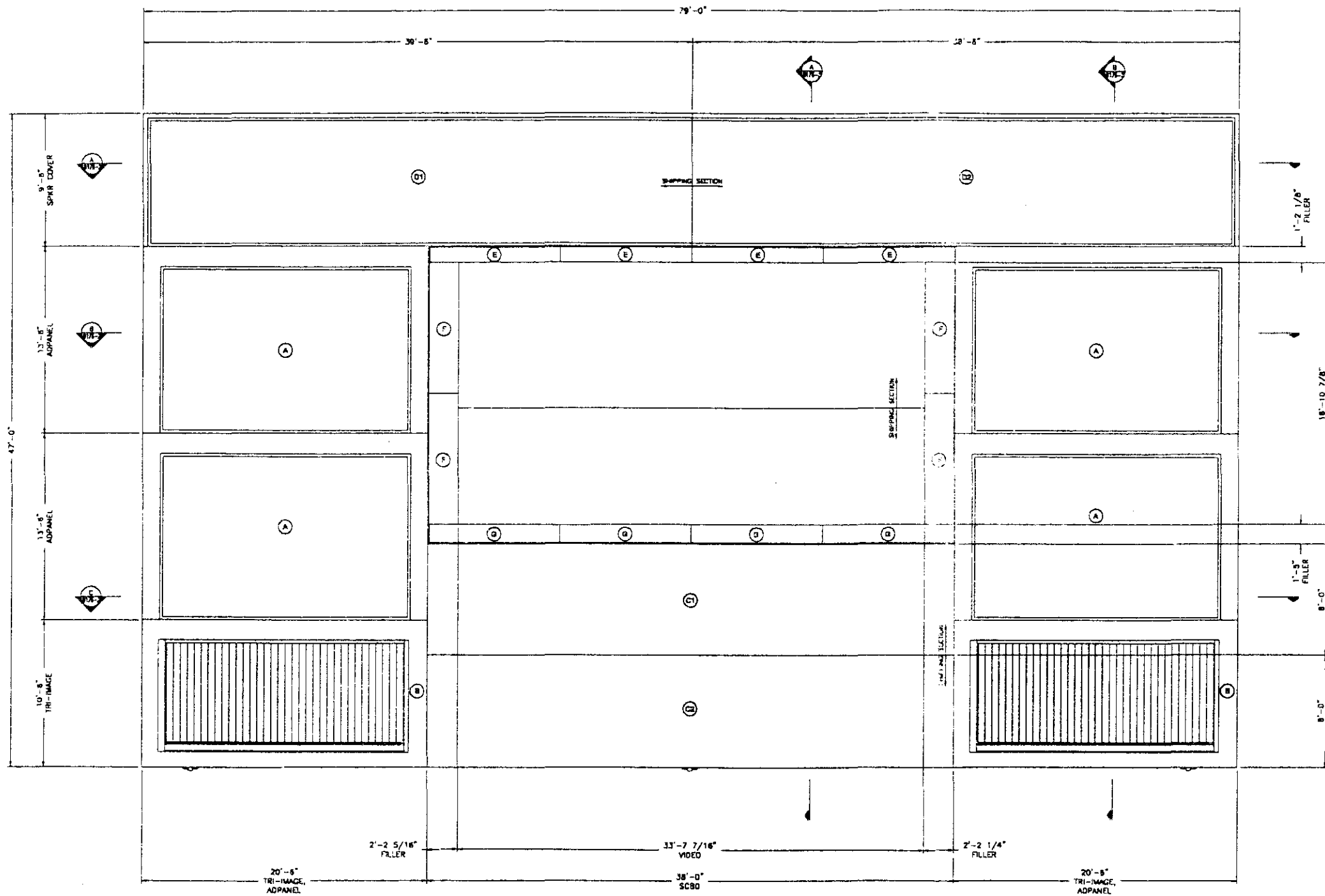


REVISION: PRELIMINARY
 RELEASE FOR PRODUCTION
 BY: LBJ
 DATE: 05/10/89

ise
 INTEGRATED SYSTEMS ENGINEERING, INC.
 A TRANS-LUX Company
 1840 N. 800 W.
 LOGAN, UT 84301

Fairtron
 DIVISION OF INTEGRATED SYSTEMS ENGINEERING, INC.
 A TRANS-LUX Company
 1840 N. 800 W.
 LOGAN, UT 84301

Fair-Play.
 DIVISION OF TRANS-LUX MIDWEST CORP.
 A TRANS-LUX Company
 CORPORATE OFFICES
 1700 DELAWARE AVENUE
 DES MOINES, IOWA 50317



FRONT ELEV. (1/4"=1'-0")

DESIGN DATA:

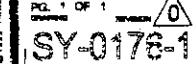
1. STRUCTURAL STEEL - A36.
2. WELD - EPOXY ELECTRODES.
3. FABRICATION AND ERECTION IN ACCORDANCE w/ LATEST AWS AND ABC SPECIFICATIONS.

SIGN WEIGHTS:

1. ALL WEIGHTS ARE APPROXIMATE.

NO.	DESC.	WEIGHT
A	ADPANEL	1950
R	TRI-IMAGE	2260
C1	SCOREBOARD TOP SECTION	4800
C2	SCOREBOARD BTM SECTION	4500
D1	SPEAKER COVER PANEL LEFT	2950
D2	SPEAKER COVER PANEL RIGHT	2950
E	TOP FILLER PANEL	30
F	SIDE FILLER PANEL	200
G	BTM FILLER PANEL	50

© 1995 TRUSS-LUX CORP. ALL RIGHTS RESERVED. THESE DOCUMENTS ARE THE PROPERTY OF TRUSS-LUX CORP. AND MAY NOT BE USED OR COPIED WITHOUT PRIOR WRITTEN CONSENT.



UNIVERSITY OF KENTUCKY
 LOUISVILLE, KY
 THE PAUL W. WEST
 ALUMNUS SCOREBOARD
 INSTALLATION SCHEME
 FRONT ELEVATION



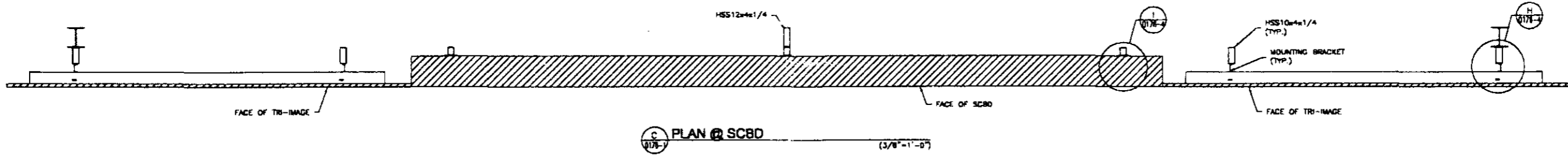
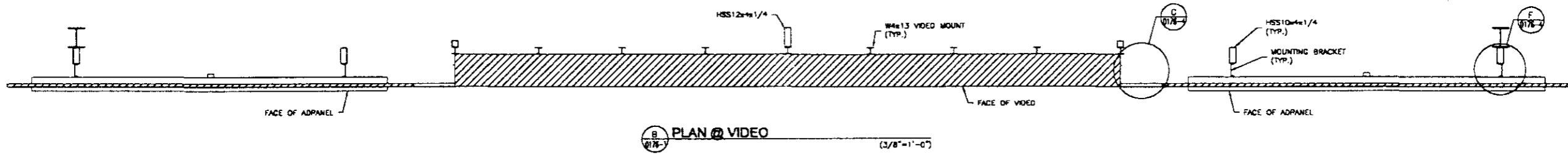
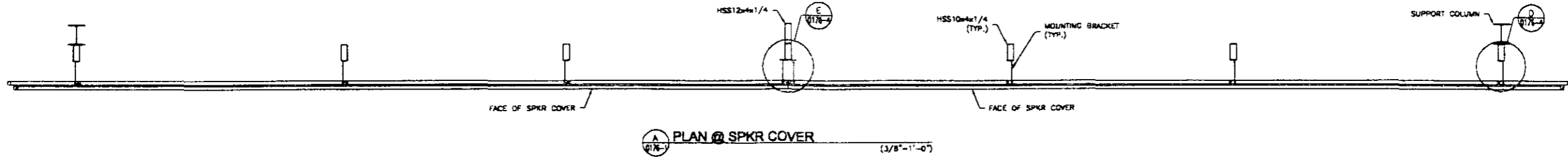
REVISION
 PRELIMINARY
 RELEASE FOR CONSTRUCTION

BY DATE
 LBU 05/07/95
 LBU 05/27/95

ISE.
 INTEGRATED SYSTEMS ENGINEERING, INC.
 A TRUSS-LUX Company
 CORPUS CHRISTI OFFICE
 1000 N. 10TH ST.
 LUGO, TX 77841

Fairtron
 SPECIALTY SYSTEMS ENGINEERING, INC.
 A TRUSS-LUX Company
 CORPUS CHRISTI OFFICE
 1000 N. 10TH ST.
 LUGO, TX 77841

Fair-Play
 DIVISION OF TRUSS-LUX INDUSTRIES CORP.
 A TRUSS-LUX Company
 CORPUS CHRISTI OFFICE
 1000 N. 10TH ST.
 LUGO, TX 77841



© 1998 TRUSS-LIKE CORP. ALL RIGHTS RESERVED. THESE DOCUMENTS ARE THE PROPERTY OF TRUSS-LIKE CORP. AND MAY NOT BE USED OR COPIED WITHOUT WRITTEN CONSENT.

UNIVERSITY OF KENTUCKY
 LOUISVILLE, KY
 THE MAZIN - WEST
 ATHLETIC SCOREBOARD
 INSTALLATION SCHEME
 PLAN VIEWS
 PROJECT NO. 05001696
 DATE 05/01/98



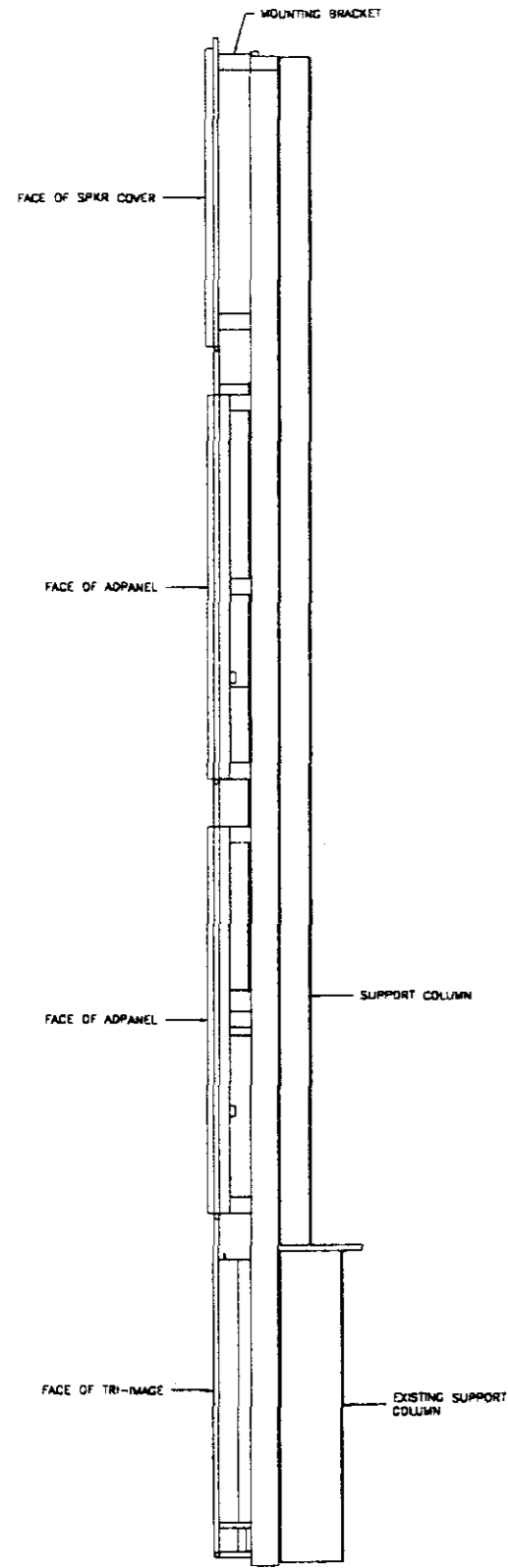
REVISION
 PRELIMINARY
 RELEASE FOR CONSTRUCTION

BY DATE
 L.J.L. 08/10/98
 L.J.L. 08/27/98

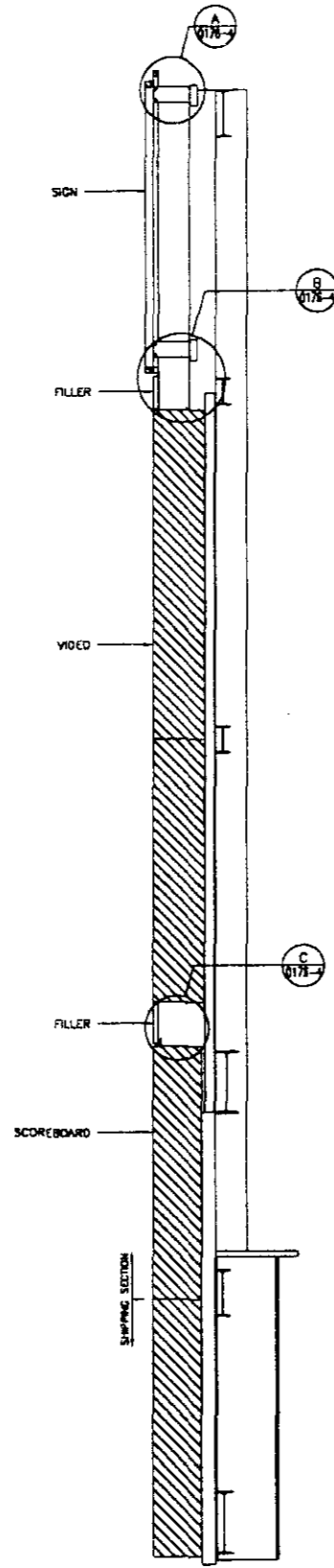
ise
 INTEGRATED SYSTEMS ENGINEERING, INC.
 A TRUSS-LIKE COMPANY
 CONTRACT OFFICE
 1000 N. 900 ST.
 LOUISVILLE, KY 40218

Fairtron
 DIVISION OF INTEGRATED SYSTEMS ENGINEERING, INC.
 A TRUSS-LIKE COMPANY
 CONTRACT OFFICE
 1000 N. 900 ST.
 LOUISVILLE, KY 40218

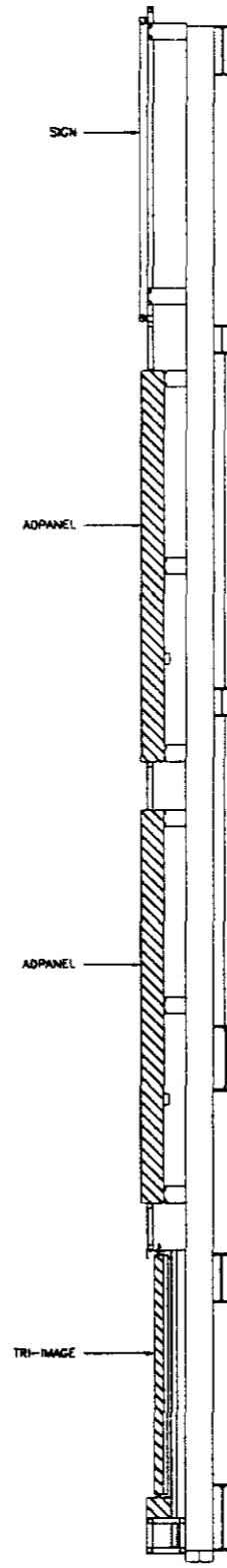
9Y-0176-2



SIDE ELEV. (3/8"=1'-0")




A SECTION (3/8"=1'-0")



B SECTION (3/8"=1'-0")

© 1999 TRANS-LUX CORP. ALL RIGHTS RESERVED. THESE DOCUMENTS ARE THE PROPERTY OF TRANS-LUX CORP. AND MAY NOT BE LOANED OR COPIED WITHOUT PRIOR WRITTEN CONSENT.

UNIVERSITY OF KENTUCKY
 LOUISVILLE, KY
 THE MAIN-WEST
 ALUM SCOREBOARD
 INSTALLATION SCHEME
 SECTIONS



REVISION
 PRELIMINARY
 RELEASE FOR CONSTRUCTION

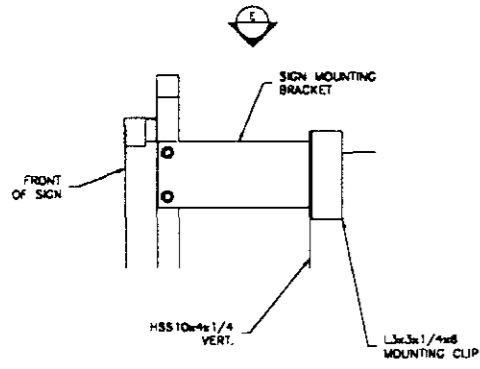
BY: LBJ
 DATE: 06/01/99

hise
 INTEGRATED SYSTEM ENGINEERING, INC.
 A TRANS-LUX Company
 CORPORATE OFFICE
 1000 W. 10TH ST.
 INDIANAPOLIS, IN 46204

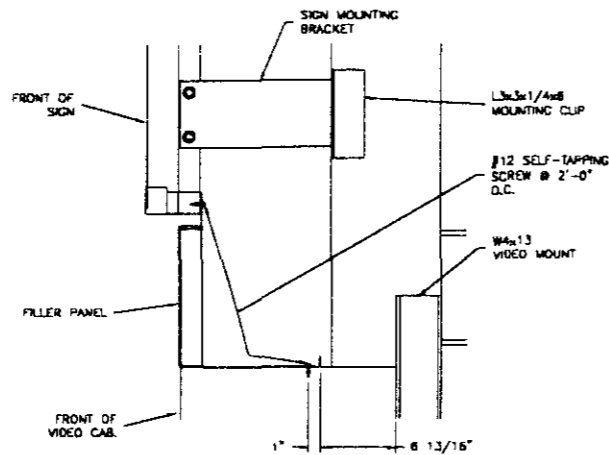
Fairtron
 DIVISION OF INTEGRATED SYSTEM ENGINEERING, INC.
 A TRANS-LUX Company
 CORPORATE OFFICE
 1000 W. 10TH ST.
 INDIANAPOLIS, IN 46204

Fair-Play
 DIVISION OF TRANS-LUX MURKERT CORP.
 A TRANS-LUX Company
 CORPORATE OFFICE
 1000 W. 10TH ST.
 INDIANAPOLIS, IN 46204

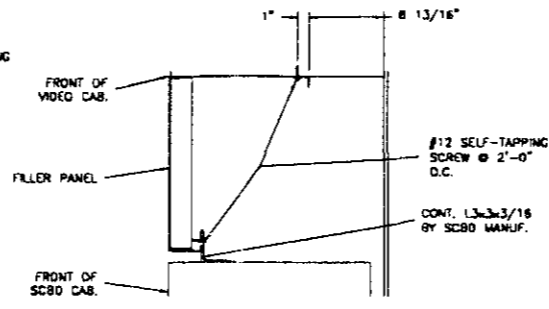
0176-3



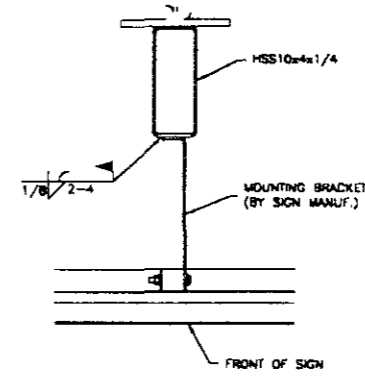
A DETAIL
 (1-1/2"=1'-0")



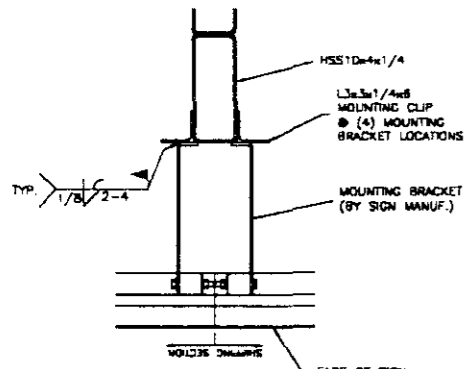
B DETAIL
 (1-1/2"=1'-0")



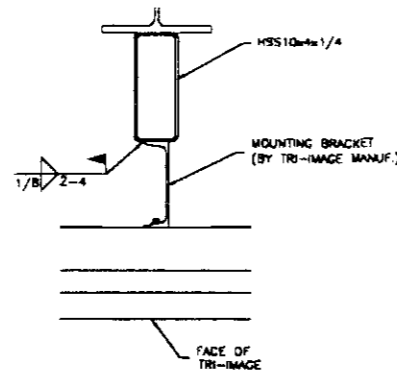
C DETAIL
 (1-1/2"=1'-0")



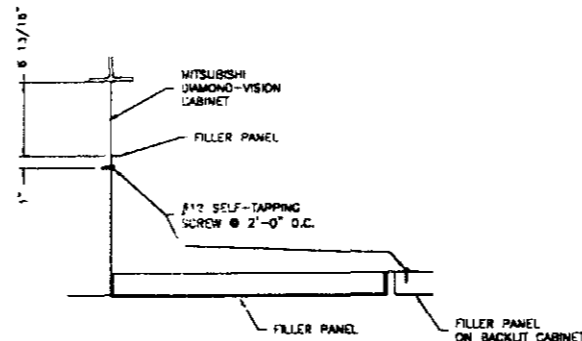
D DETAIL
 (1-1/2"=1'-0")



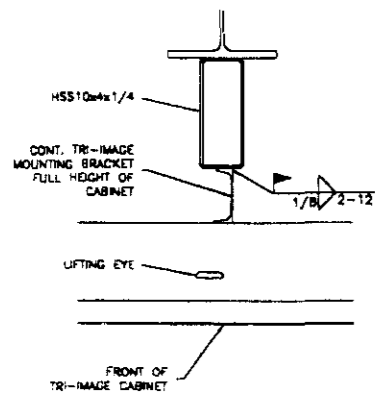
E DETAIL
 (1-1/2"=1'-0")



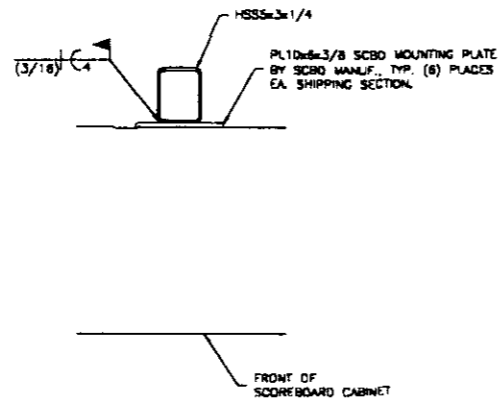
F DETAIL
 (1-1/2"=1'-0")



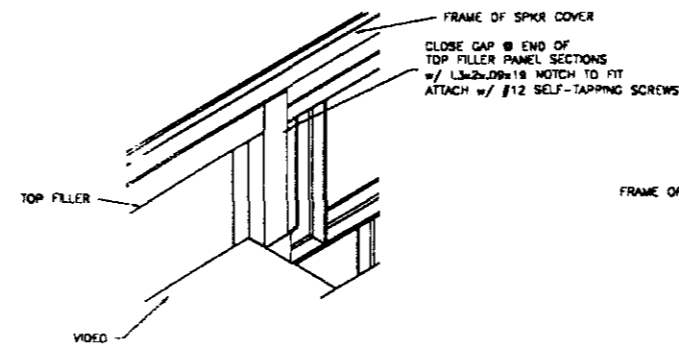
G DETAIL
 (1-1/2"=1'-0")



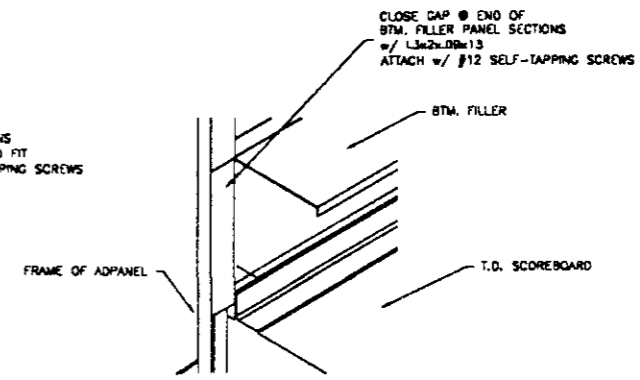
H DETAIL
 (1-1/2"=1'-0")



I DETAIL
 (1-1/2"=1'-0")



J DETAIL
 (1-1/2"=1'-0")



K DETAIL
 (1-1/2"=1'-0")

© 1998 TRIM-LITE CORP. ALL RIGHTS RESERVED. THESE DOCUMENTS ARE THE PROPERTY OF TRIM-LITE CORP. AND MAY NOT BE USED OR COPIED WITHOUT PRIOR WRITTEN CONSENT.

REVISION BY DATE
 PRELIMINARY LBJ 06/17/98
 RELEASE FOR CONSTRUCTION LBJ 06/27/98

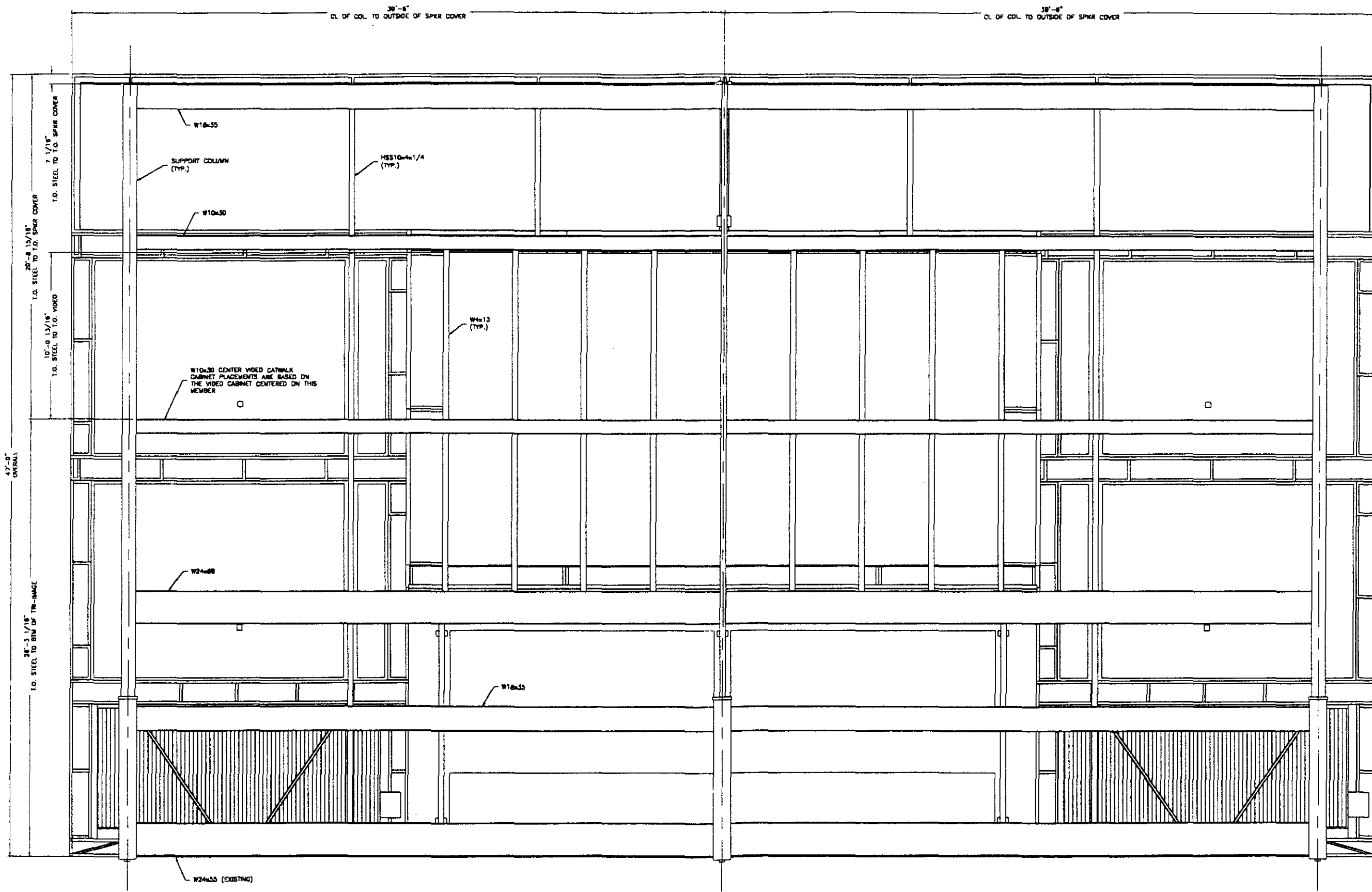


UNIVERSITY OF KENTUCKY
 LOUISVILLE, KY
 THE MAZEN - WEST
 AUX SCOREBOARD
 INSTALLATION SCHEME
 DETAILS

SY-0176-4

Fairtron
 DIVISION OF INTEGRATED SYSTEM ENGINEERING, INC.
 A TRIM-LITE Company
 1000 W. MAIN ST.
 LOUISVILLE, KY 40203

Fair-Play
 DIVISION OF TRIM-LITE INDUSTRIES CORP.
 A TRIM-LITE Company
 1000 W. MAIN ST.
 LOUISVILLE, KY 40203



REAR ELEV.

© 1999 TRUSS-LUX CORP. ALL RIGHTS RESERVED. THESE DOCUMENTS ARE THE PROPERTY OF TRUSS-LUX CORP. AND MAY NOT BE USED OR COPIED WITHOUT PRIOR WRITTEN CONSENT.

UNIVERSITY OF KENTUCKY
LOUISVILLE, KY
THE MAIN - WEST
ASAC SCOREBOARD
INSTALLATION SCHEME
REAR ELEVATION



REVISION
PRELIMINARY
RELEASE FOR CONSTRUCTION

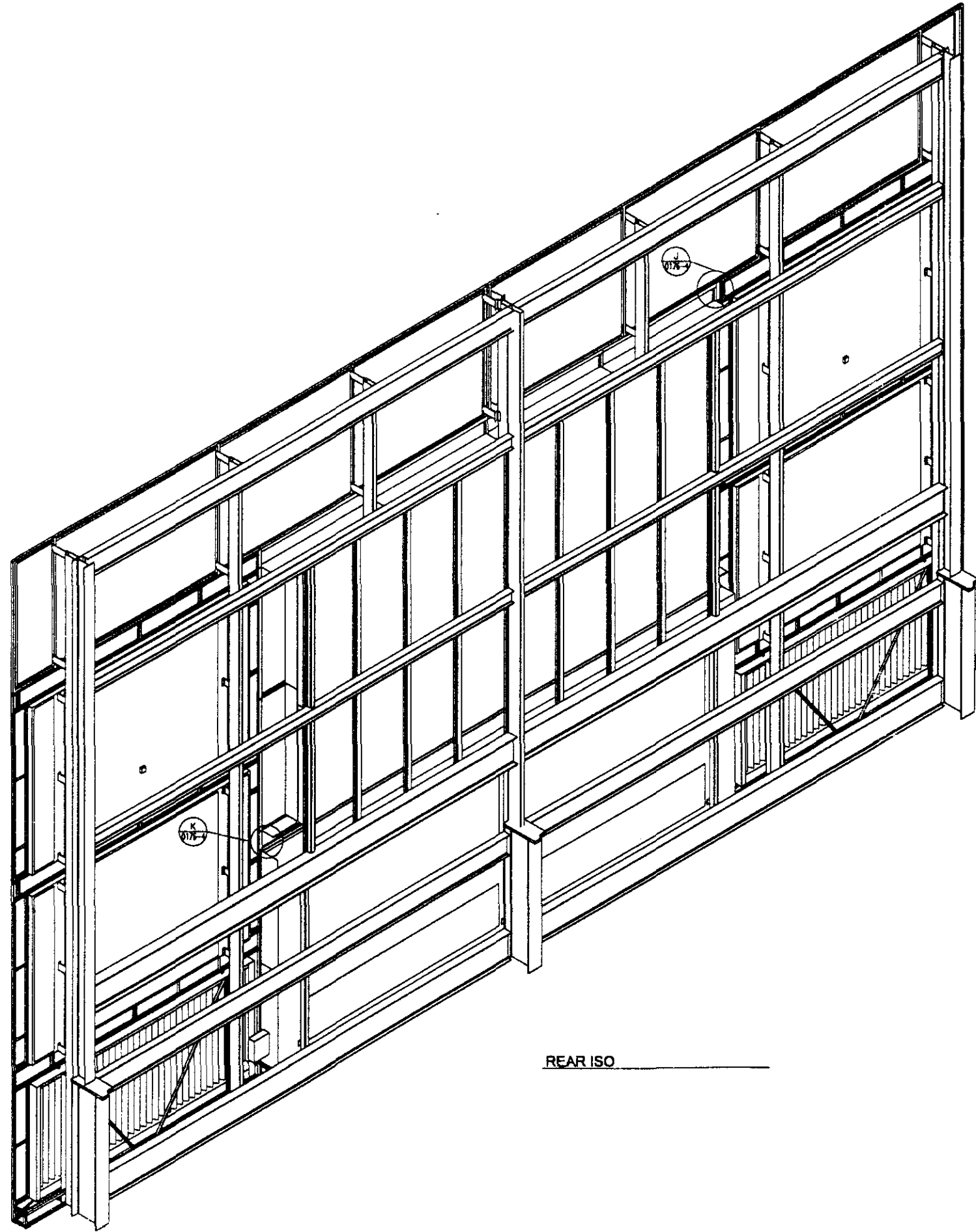
BY DATE
LJL 06/10/98
LJL 06/27/98

TRUSS-LUX CORP.
A TRUSS-LUX COMPANY
CONTRACTORS OFFICE
1000 N. 10TH ST.
LOUISVILLE, KY 40203

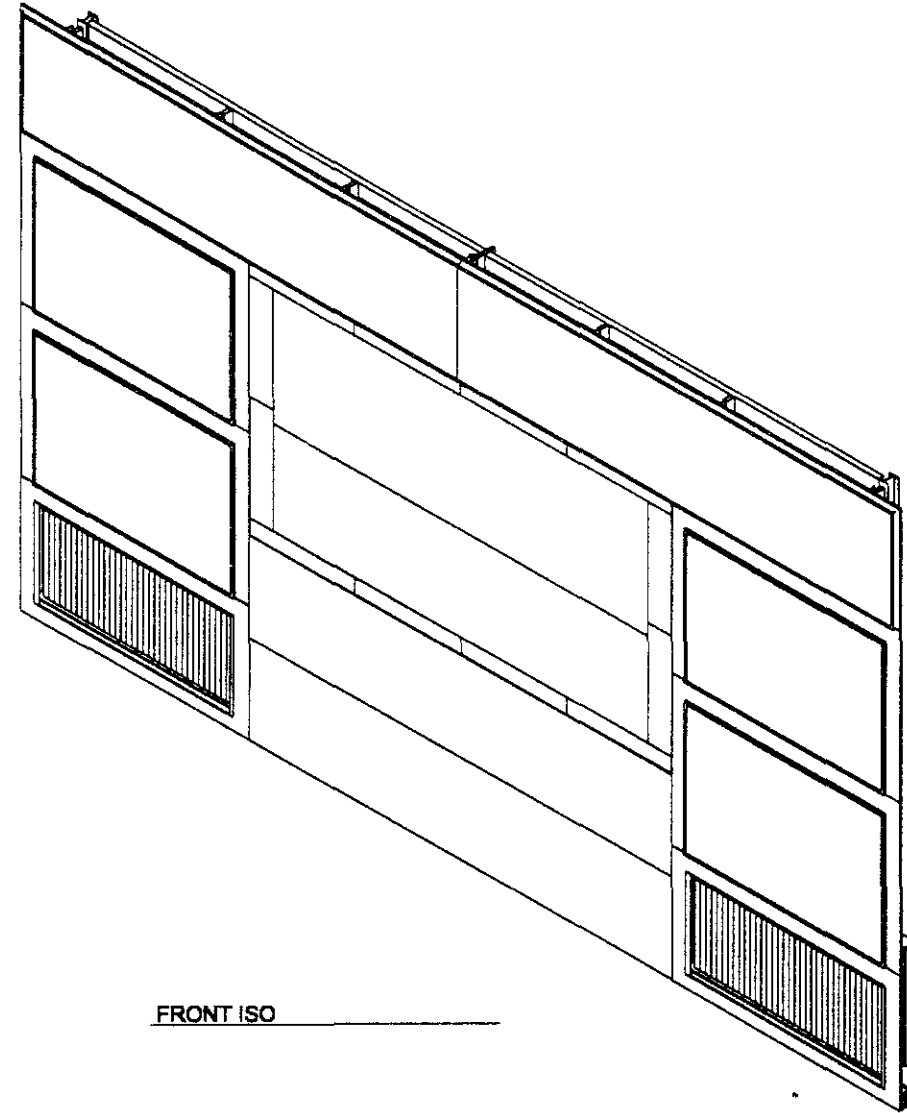
FAIRTRON
A TRUSS-LUX COMPANY
CONTRACTORS OFFICE
1000 N. 10TH ST.
LOUISVILLE, KY 40203

FAIR-PLAY
DIVISION OF TRUSS-LUX CORP.
A TRUSS-LUX COMPANY
CONTRACTORS OFFICE
1000 N. 10TH ST.
LOUISVILLE, KY 40203

SY-0176-5



REAR ISO



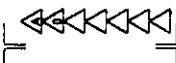
FRONT ISO

© 1991 TRUSS-LUX CORP. ALL RIGHTS RESERVED. THESE DOCUMENTS ARE THE PROPERTY OF TRUSS-LUX CORP. AND MAY NOT BE USED OR COPIED WITHOUT PRIOR WRITTEN CONSENT.

SY-0176-3

UNIVERSITY OF KENTUCKY
 LOUISVILLE, KY
 MAJEN- WEST
 NEWS SCOREBOARD
 INSTALLATION SCHEME
 ISOMETRIC VIEWS

PROJECT LEAD
 LBJ
 05/01/98
 RELEASE DATE



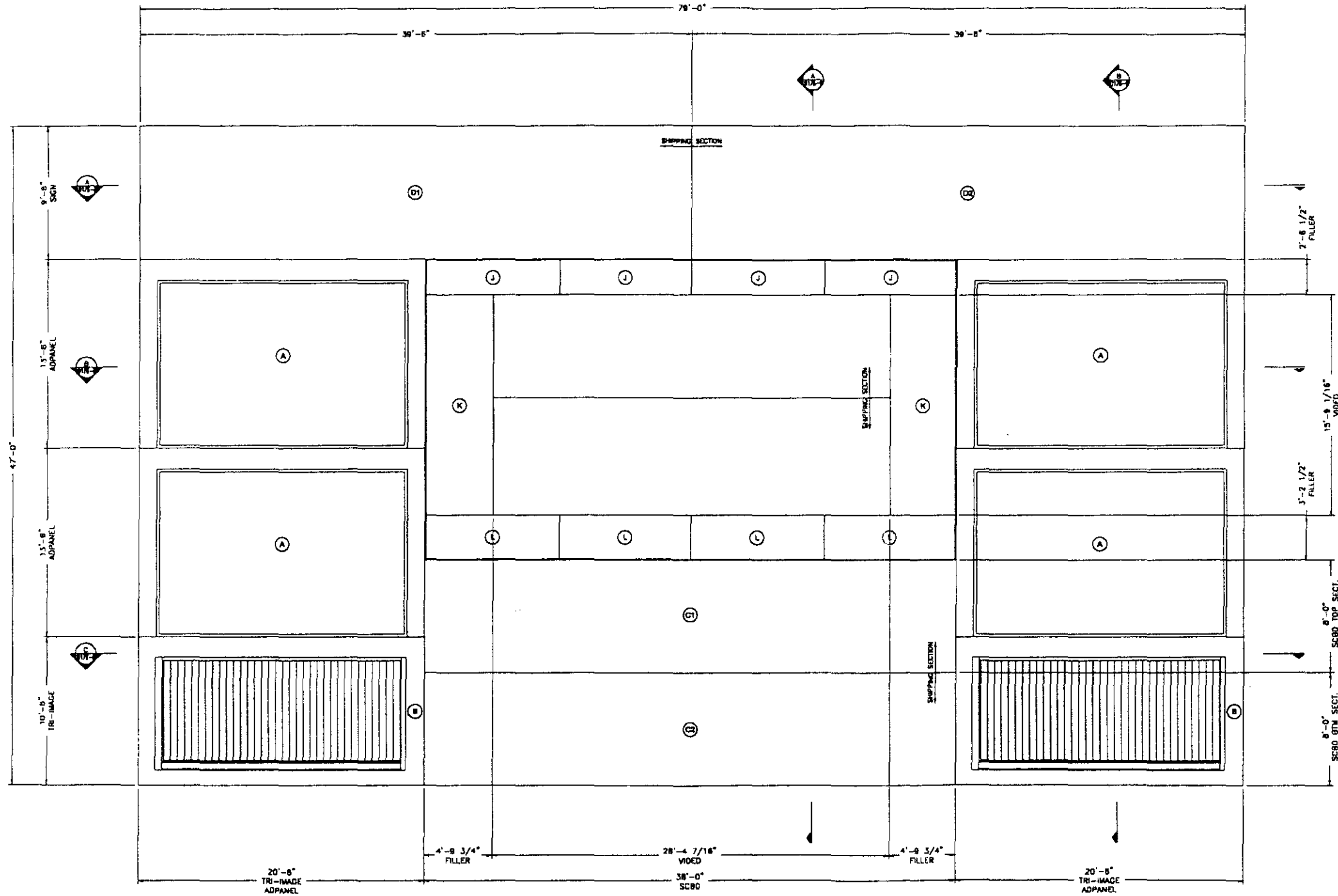
REVISION
 PRELIMINARY
 RELEASE FOR CONSTRUCTION

BY	DATE
LBJ	05/01/98
LBJ	05/27/98

ise
 INTEGRATED SYSTEMS ENGINEERING, INC.
 A TRUSS-LUX COMPANY
 COMPANY'S OFFICE
 LOUISVILLE, KY 40203

Fairtron
 DIVISION OF INTEGRATED SYSTEMS ENGINEERING, INC.
 A TRUSS-LUX COMPANY
 COMPANY'S OFFICE
 LOUISVILLE, KY 40203

Fair-Play
 DIVISION OF TRUSS-LUX INDUSTRIES CORP.
 A TRUSS-LUX COMPANY
 COMPANY'S OFFICE
 LOUISVILLE, KY 40203



FRONT ELEV. (1/4"=1'-0")

DESIGN DATA:

1. STRUCTURAL STEEL - A36.
2. WELD - E70XX ELECTRODES.
3. FABRICATION AND ERECTION IN ACCORDANCE W/ LATEST AISC AND ASCE SPECIFICATIONS.

SIGN WEIGHTS:

1. ALL WEIGHTS ARE APPROXIMATE.

SIGN SECT.	WEIGHT
A ADPANEL	1950
B TRI-IMAGE	2250
C1 SCOREBOARD TOP SECTION	4500
C2 SCOREBOARD BTM. SECTION	4500
D1 SIGN	2850
D2 SIGN	2850
J TOP FILLER PANEL	50
K SIDE FILLER PANEL	200
L BTM. FILLER PANEL	50

© 1981 TRANS-LUX CORP. ALL RIGHTS RESERVED. THESE DOCUMENTS ARE THE PROPERTY OF TRANS-LUX CORP. AND MAY NOT BE USED OR COPIED WITHOUT PRIOR WRITTEN CONSENT.

UNIVERSITY OF KENTUCKY
 LOUISVILLE, KY EAST
 AUX. SCOREBOARD
 INSTALLATION SCHEME



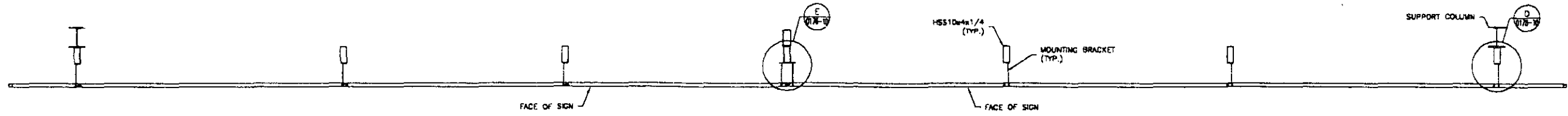
REVISION
 PRELIMINARY
 RELEASE FOR CONSTRUCTION

BY DATE
 LEJ 06/01/88
 LEJ 06/01/88

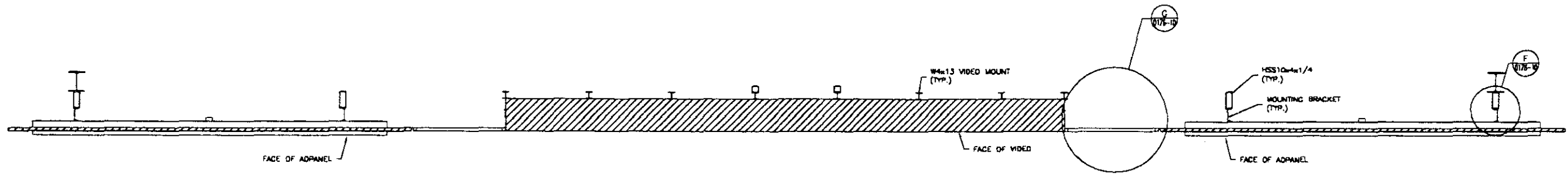
ISE
 INDEPENDENT ENGINEERS, INC.
 A TRANS-LUX Company
 CONTRACT ENGINEERS
 100 COLLEGE AVENUE
 COVINGTON, KY 40301

Fairtron
 DIVISION OF TRANS-LUX COMPANY
 A TRANS-LUX Company
 CONTRACT ENGINEERS
 100 COLLEGE AVENUE
 COVINGTON, KY 40301

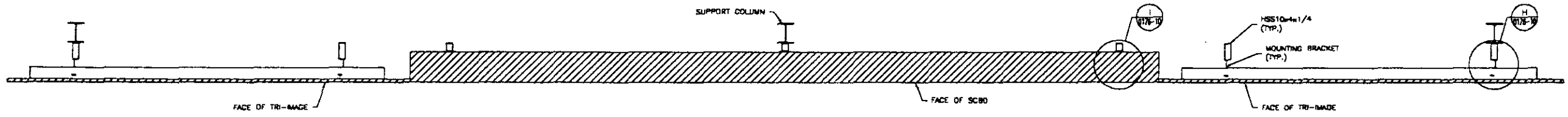
Fair-Play.
 DIVISION OF TRANS-LUX COMPANY
 A TRANS-LUX Company
 CONTRACT ENGINEERS
 100 COLLEGE AVENUE
 COVINGTON, KY 40301



A PLAN @ SIGN
 (3/8"=1'-0")



B PLAN @ VIDEO
 (3/8"=1'-0")



C PLAN @ SCBD
 (3/8"=1'-0")

© 1998 TRUSS-LIKE CORP. ALL RIGHTS RESERVED. THESE DRAWINGS ARE THE PROPERTY OF TRUSS-LIKE CORP. AND MAY NOT BE USED OR COPIED WITHOUT PRIOR WRITTEN CONSENT.

UNIVERSITY OF KENTUCKY
 LOUISVILLE, KY
 EAST
 MAX SCOREBOARD
 INSTALLATION SCHEME
 PLAN VIEWS

PROJECT NO. 05/01/98
 DRAWN BY LBJ
 CHECKED BY LBJ
 DATE 05/01/98

REVISION
 PRELIMINARY
 RELEASE FOR CONSTRUCTION

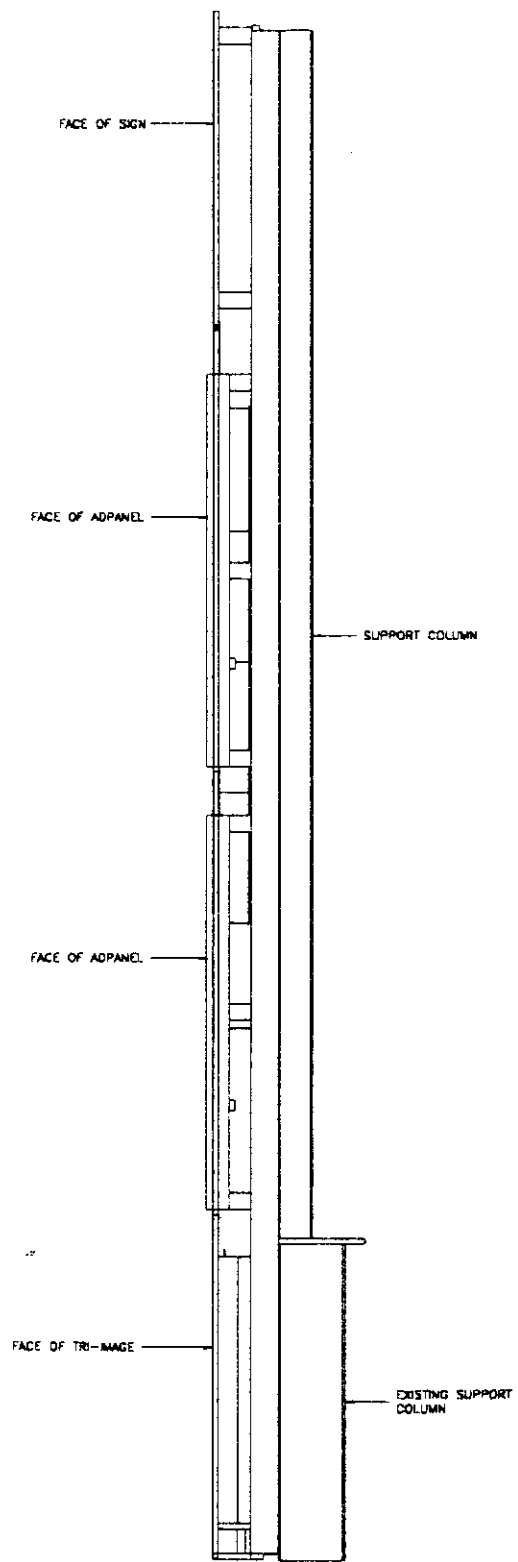
BY DATE
 LBJ 05/01/98
 LBJ 05/01/98

Fairtron
 DIVISION OF INTEGRATED SYSTEMS ENGINEERING, INC.
 A TRUSS-LIKE COMPANY
 1000 W. MAIN ST.
 LOUISVILLE, KY 40202

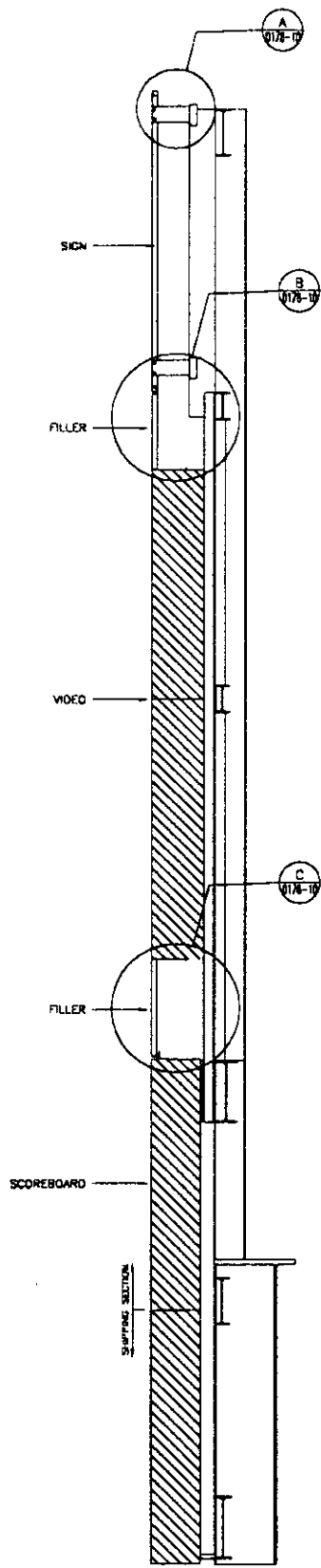
Fair-Play
 DIVISION OF TRUSS-LIKE INDUSTRIES CORP.
 A TRUSS-LIKE COMPANY
 1000 W. MAIN ST.
 LOUISVILLE, KY 40202

ise
 INTEGRATED SYSTEMS ENGINEERING, INC.
 A TRUSS-LIKE COMPANY
 1000 W. MAIN ST.
 LOUISVILLE, KY 40202

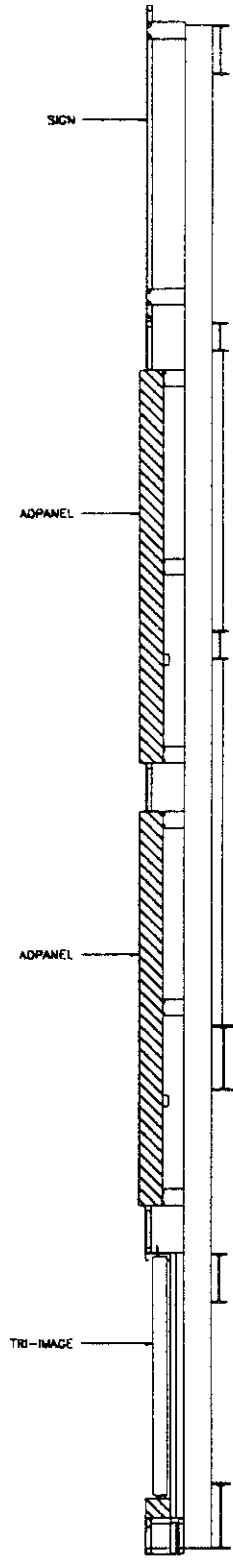
05-0178-00



SIDE ELEV. (3/8"=1'-0")



A SECTION (3/8"=1'-0")



B SECTION (3/8"=1'-0")

© 1999 TRANS-LUX CORP. ALL RIGHTS RESERVED. THESE DOCUMENTS ARE THE PROPERTY OF TRANS-LUX CORP. AND MAY NOT BE USED OR COPIED WITHOUT PRIOR WRITTEN CONSENT.

PROJECT: UNIVERSITY OF KENTUCKY
 LOCATION: LOUISVILLE, KY
 DRAWING NO: 05001098
 RELEASE DATE:

PREPARED BY: LBJ
 CHECKED BY:

UNIVERSITY OF KENTUCKY EAST
 THE SCOREBOARD
 INSTALLATION SCHEME
 SECTIONS



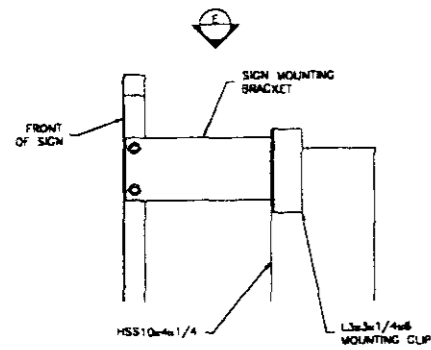
REVISION
 PRELIMINARY
 RELEASE FOR CONSTRUCTION

BY	DATE
LJU	05/01/98
LJU	05/01/98

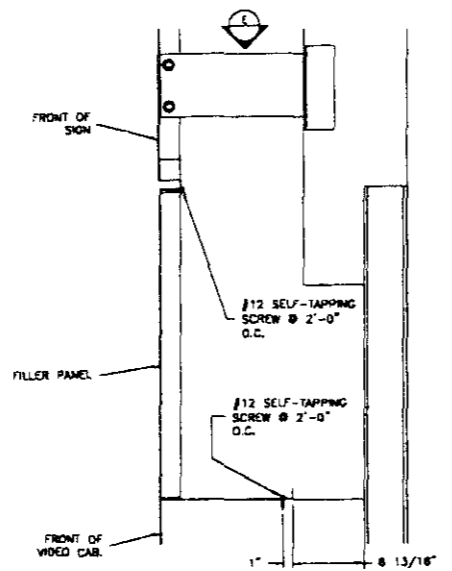
ISE
 INTEGRATED SYSTEM ENGINEERING, INC.
 A TRANS-LUX Company
 CORPORATE OFFICES
 1000 W. 10TH ST.
 LOUISVILLE, KY 40203

Fairtron
 DIVISION OF INTEGRATED SYSTEM ENGINEERING, INC.
 A TRANS-LUX Company
 CORPORATE OFFICES
 1000 W. 10TH ST.
 LOUISVILLE, KY 40203

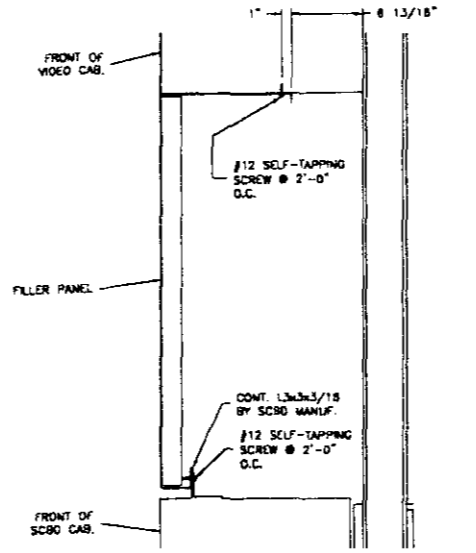
Fair-Play
 DIVISION OF TRANS-LUX MOVEMENT CORP.
 A TRANS-LUX Company
 CORPORATE OFFICES
 1000 W. 10TH ST.
 LOUISVILLE, KY 40203



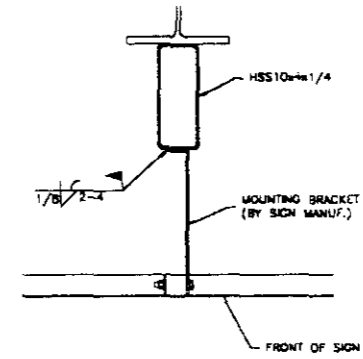
A DETAIL
 (1"=1'-0")



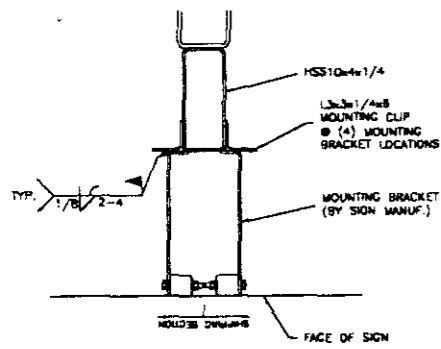
B DETAIL
 (1"=1'-0")



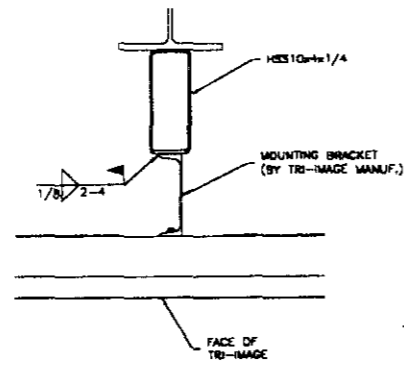
C DETAIL
 (1"=1'-0")



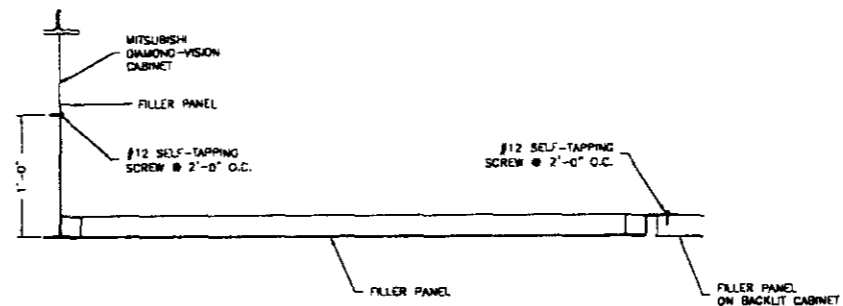
D DETAIL
 (1"=1'-0")



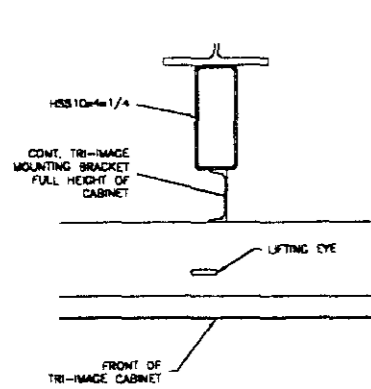
E DETAIL
 (1"=1'-0")



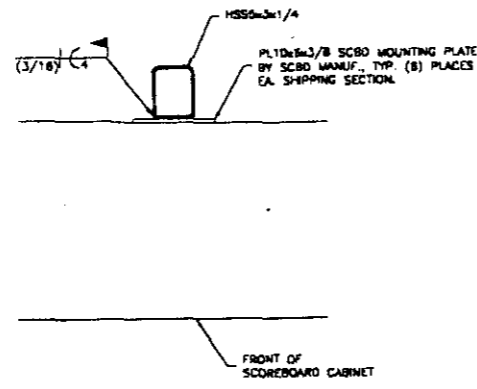
F DETAIL
 (1"=1'-0")



G DETAIL
 (1"=1'-0")



H DETAIL
 (1"=1'-0")



I DETAIL
 (1"=1'-0")

© 1988 TRIM-IMAGE CORP. ALL RIGHTS RESERVED. THESE DOCUMENTS ARE THE PROPERTY OF TRIM-IMAGE CORP. AND MAY NOT BE USED OR COPIED WITHOUT PRIOR WRITTEN CONSENT.

UNIVERSITY OF KENTUCKY
 LOUISVILLE, KY
 EAST ALEX. SCOREBOARD

PROJECT: UNIVERSITY OF KENTUCKY EAST ALEX. SCOREBOARD
 DRAWN BY: LBJ
 CHECKED BY: LBJ
 DATE: 05/07/88

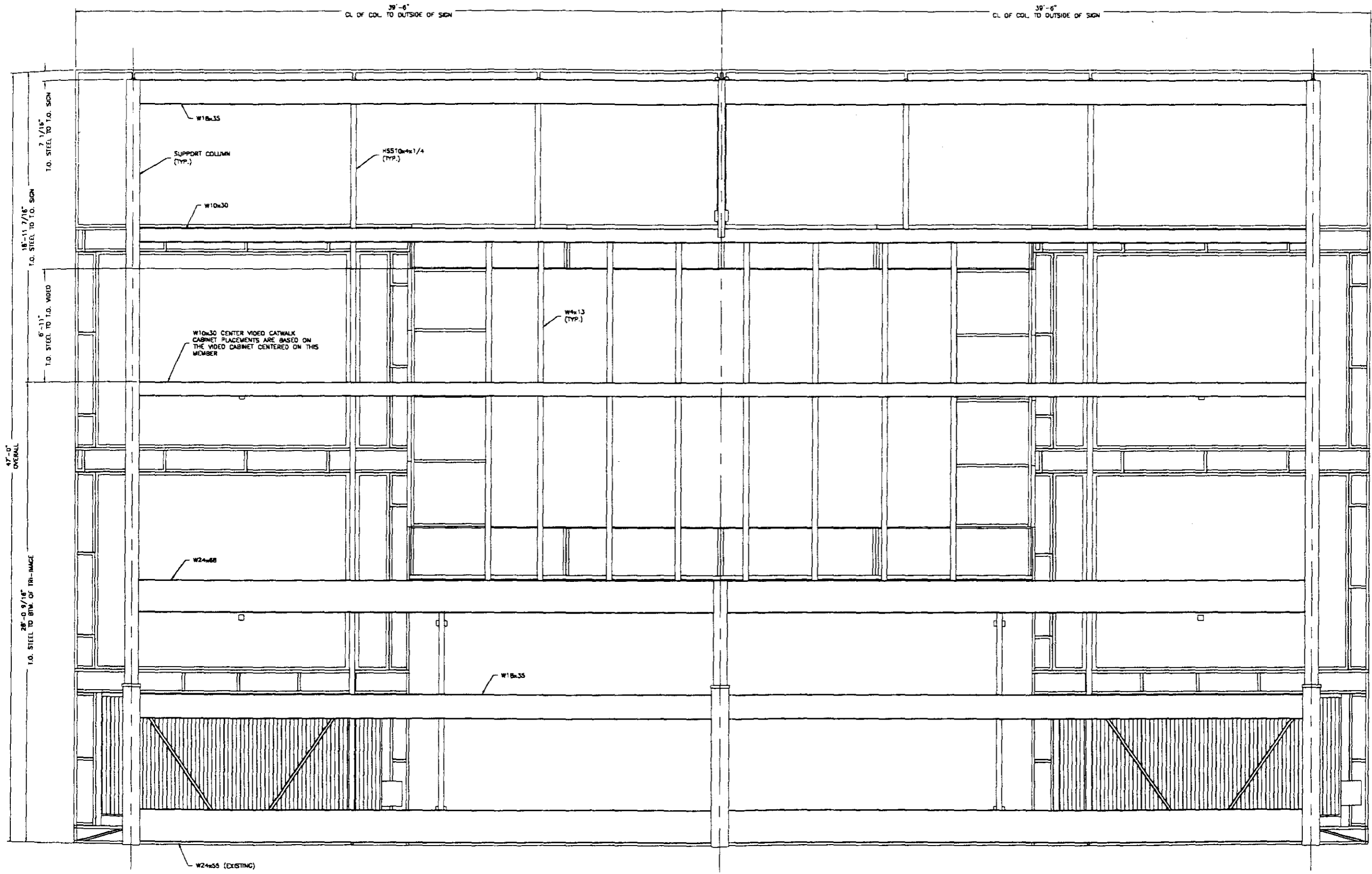
REVISION
 PRELIMINARY
 RELEASE FOR CONSTRUCTION

BY DATE
 LBJ 05/07/88
 LBJ 05/07/88

FAIRTRON
 DIVISION OF INTERSTATE SYSTEMS ENGINEERING, INC.
 A TRIM-IMAGE COMPANY

FAIR-PLAY
 DIVISION OF INTERSTATE SYSTEMS ENGINEERING, INC.
 A TRIM-IMAGE COMPANY

ISE
 INTERSTATE SYSTEMS ENGINEERING, INC.
 A TRIM-IMAGE COMPANY



REAR ELEV.

© 1998 TRINAC-LUX CORP. ALL RIGHTS RESERVED. THESE DOCUMENTS ARE THE PROPERTY OF TRINAC-LUX CORP. AND MAY NOT BE USED OR COPIED WITHOUT PRIOR WRITTEN CONSENT.

SY-076-11

UNIVERSITY OF KENTUCKY
 LOUISVILLE, KY
 THE AUX SCOREBOARD
 EAST
 INSTALLATION SCHEME
 REAR ELEVATION

DESIGNED BY: LBJ
 DRAWN DATE: 05/01/99
 PROJECT CODE: 05/01/99



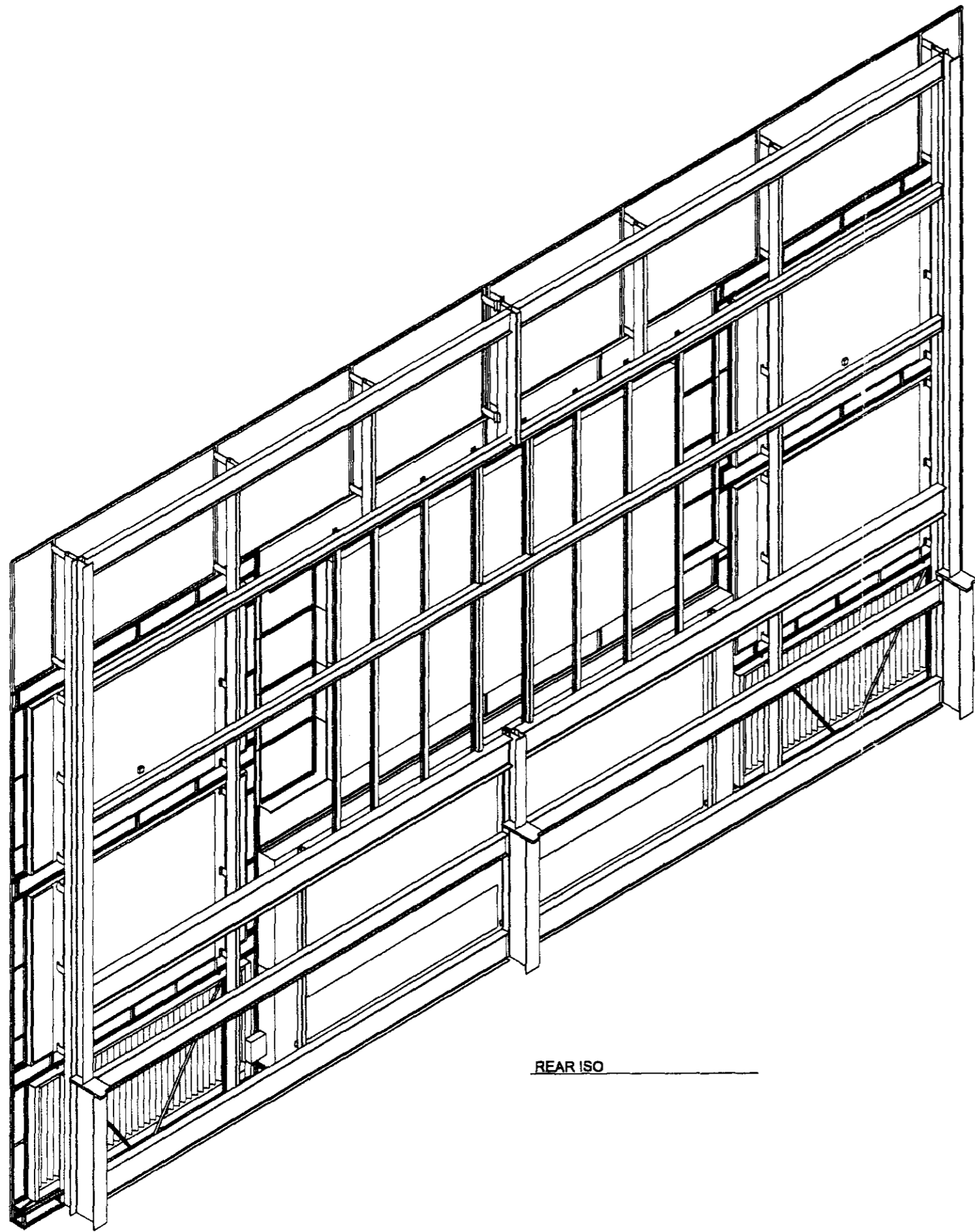
REVISION
 PRELIMINARY
 RELEASE FOR CONSTRUCTION

BY DATE
 LBJ 05/01/99
 LBJ 05/01/99

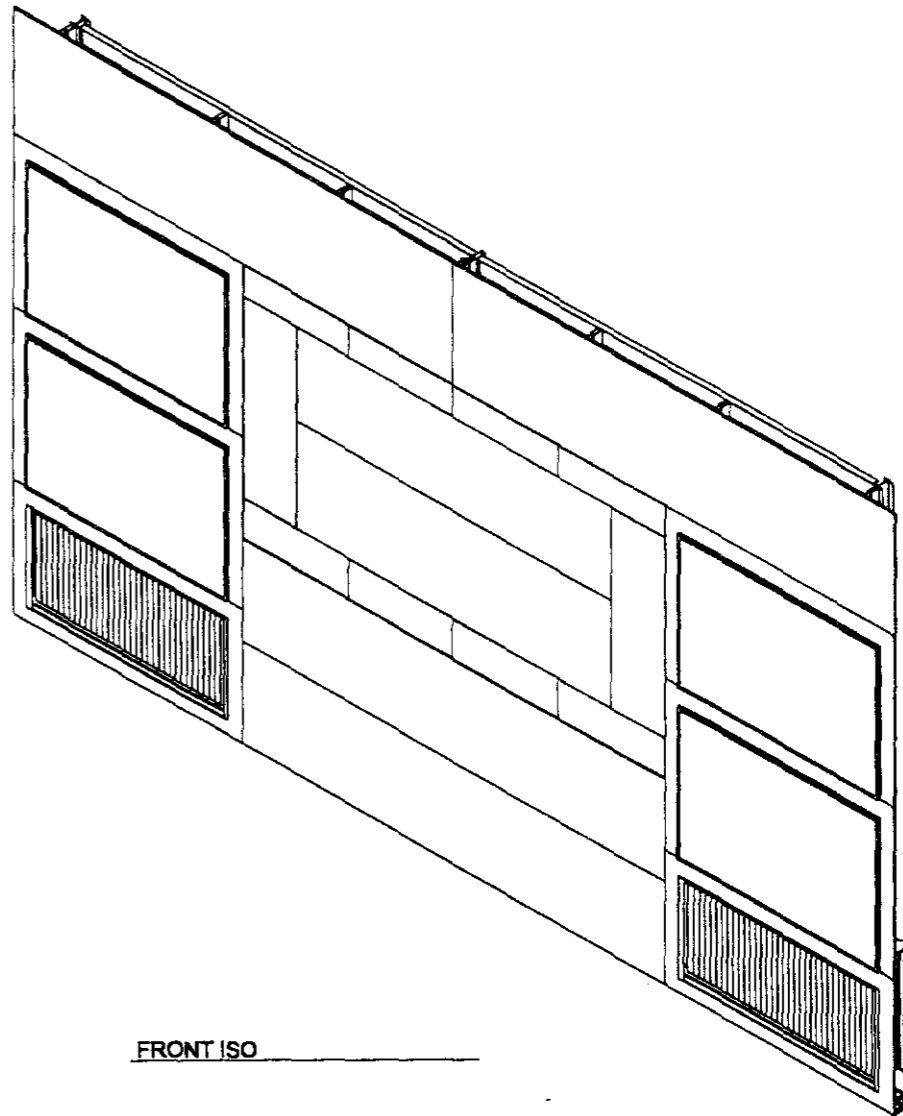
ise
 INTEGRATED SYSTEMS ENGINEERING, INC.
 A **Fairtron** Company
 100 W. MARKET STREET
 LOUISVILLE, KY 40202

Fairtron
 DIVISION OF INTEGRATED SYSTEMS ENGINEERING, INC.
 A **Fairtron** Company
 100 W. MARKET STREET
 LOUISVILLE, KY 40202

Fair-Play
 DIVISION OF TRINAC-LUX MOVEMENT CORP.
 A **Fairtron** Company
 100 W. MARKET STREET
 LOUISVILLE, KY 40202



REAR ISO



FRONT ISO

© 1998 TRANS-LUX CORP. ALL RIGHTS RESERVED. THESE DOCUMENTS ARE THE PROPERTY OF TRANS-LUX CORP. AND MAY NOT BE USED OR COPIED WITHOUT PRIOR WRITTEN CONSENT.

SY-0176-12

UNIVERSITY OF KENTUCKY
 LOUISVILLE, KY
 EAST
 SCOREBOARD
 INSTALLATION SCHEME
 ISOMETRIC VIEWS

DESIGNED BY
 LBJ



REVISION
 PRELIMINARY
 RELEASE FOR CONSTRUCTION

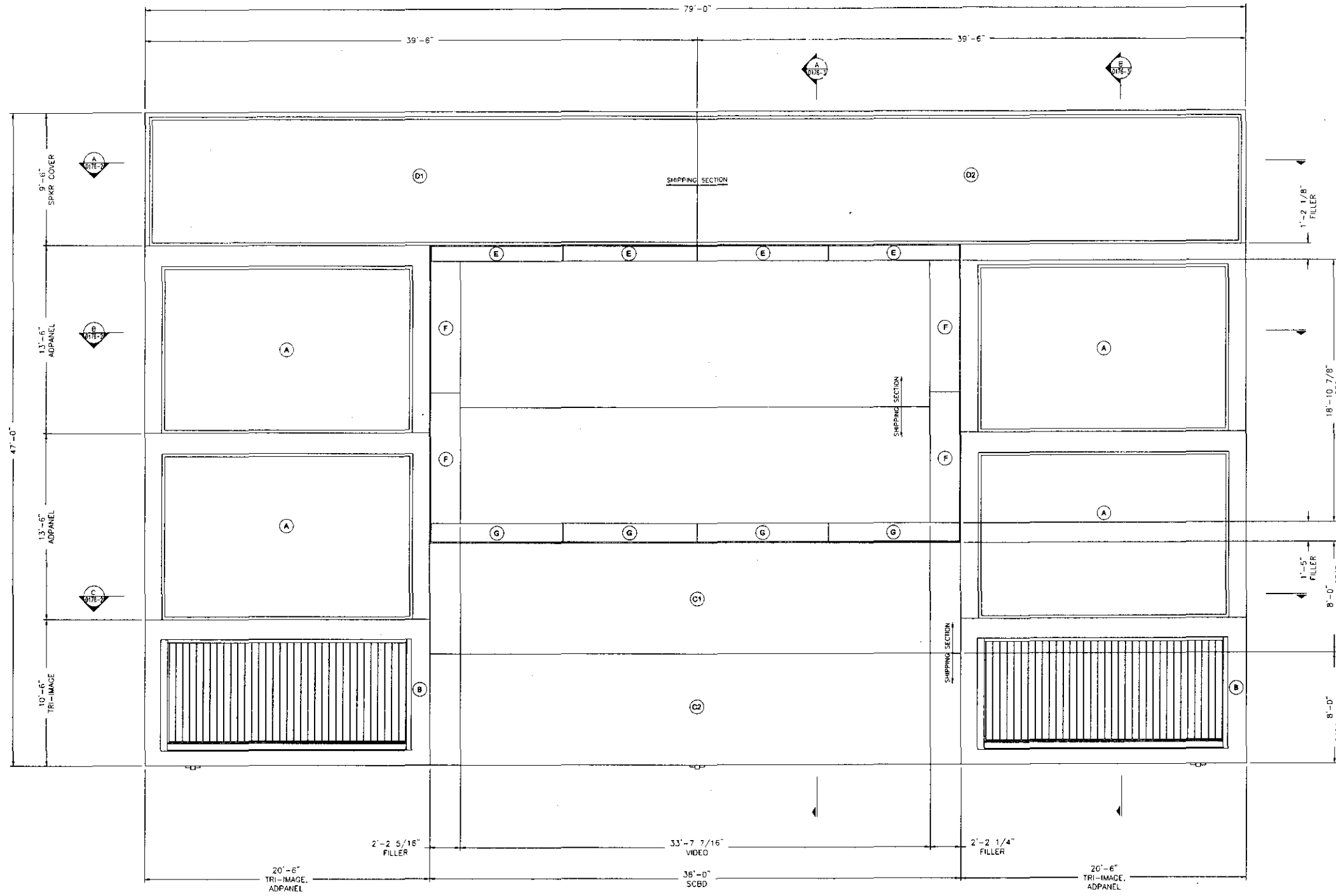
BY
 LBJ

DATE
 08/01/98

ise.
 INTEGRATED SYSTEM ENGINEERING, INC.
 A TRANS-LUX Company
 COMPANY OFFICE
 1000 W. 101 STREET
 LOUISVILLE, KY 40203

Fairtron
 DIVISION OF INTEGRATED SYSTEM ENGINEERING, INC.
 A TRANS-LUX Company
 COMPANY OFFICE
 1000 W. 101 STREET
 LOUISVILLE, KY 40203

Fair-Play
 DIVISION OF TRANS-LUX INDUSTRIES CORP.
 A TRANS-LUX Company
 COMPANY OFFICE
 1000 W. 101 STREET
 LOUISVILLE, KY 40203



FRONT ELEV. (1/4"=1'-0")

DESIGN DATA:

1. STRUCTURAL STEEL - A36.
2. WELD - E70XX ELECTRODES.
3. FABRICATION AND ERECTION IN ACCORDANCE w/ LATEST AWS AND AISC SPECIFICATIONS.

SIGN WEIGHTS:

1. ALL WEIGHTS ARE APPROXIMATE.

SIGN	DESC.	WEIGHT
A	ADPANEL	1950
B	TRI-IMAGE	2250
C1	SCOREBOARD TOP SECTION	4500
C2	SCOREBOARD BTM. SECTION	4500
D1	SPEAKER COVER PANEL LEFT	2250
D2	SPEAKER COVER PANEL RIGHT	2250
E	TOP FILLER PANEL	30
F	SIDE FILLER PANEL	200
G	BTM. FILLER PANEL	30

© 1999 TRANS-LUX CORP. ALL RIGHTS RESERVED. THESE DOCUMENTS ARE THE PROPERTY OF TRANS-LUX CORP. AND MAY NOT BE USED OR COPIED WITHOUT PRIOR WRITTEN CONSENT.

UNIVERSITY OF KENTUCKY
 LOUISVILLE, KY
 MAX SCOREBOARD
 INSTALLATION SCHEME
 FRONT ELEVATION

BY DATE
 LBJ 05/01/99

REVISION
 PRELIMINARY
 RELEASE FOR CONSTRUCTION



UNIVERSITY OF KENTUCKY
 LOUISVILLE, KY

BY DATE
 LBJ 05/01/99

REVISION
 PRELIMINARY
 RELEASE FOR CONSTRUCTION

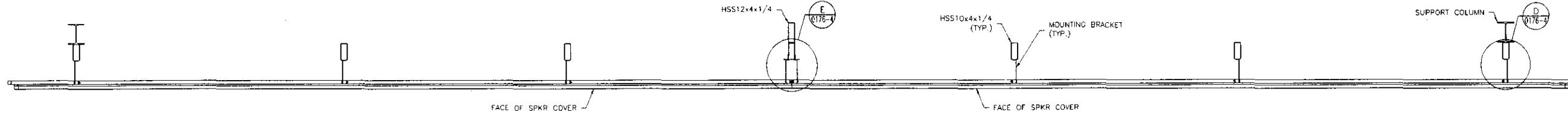
UNIVERSITY OF KENTUCKY
 LOUISVILLE, KY
 MAX SCOREBOARD
 INSTALLATION SCHEME
 FRONT ELEVATION

PG 1 OF 1
 SY-0176-1

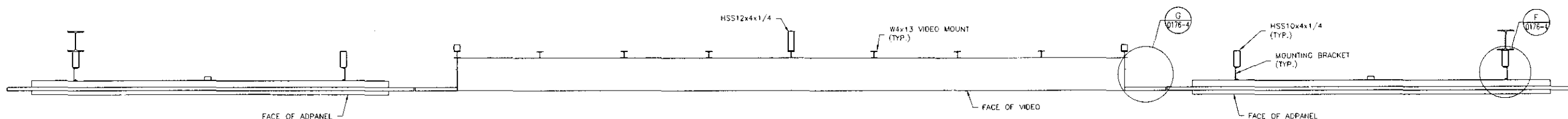
aise
 INTEGRATED SYSTEMS ENGINEERING, INC.
 A TRANS-LUX Company
 CORPORATE OFFICES
 1000 W. MARKET STREET
 LOUISVILLE, KY 40203

Fairtron
 DIVISION OF INTEGRATED SYSTEMS ENGINEERING, INC.
 A TRANS-LUX Company
 CORPORATE OFFICES
 1000 W. MARKET STREET
 LOUISVILLE, KY 40203

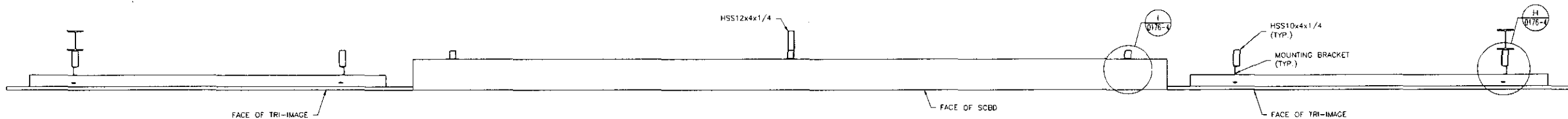
Fair-Play
 DIVISION OF TRANS-LUX MIDWEST CORP.
 A TRANS-LUX Company
 CORPORATE OFFICES
 1000 W. MARKET STREET
 DES MOINES, IOWA 50317



A PLAN @ SPKR COVER (3/8"=1'-0")



B PLAN @ VIDEO (3/8"=1'-0")



C PLAN @ SCBD (3/8"=1'-0")

PROJECT: UNIVERSITY OF KENTUCKY
 LOCATION: LOUISVILLE, KY
 THE AUX. SCOREBOARD INSTALLATION SCHEME
 PLAN VIEWS
 DRAWN BY: LBJ
 CHECKED BY: LBJ
 DATE: 05/07/09
 REVISION DATE: 05/07/09
 PROJECT LOGO:

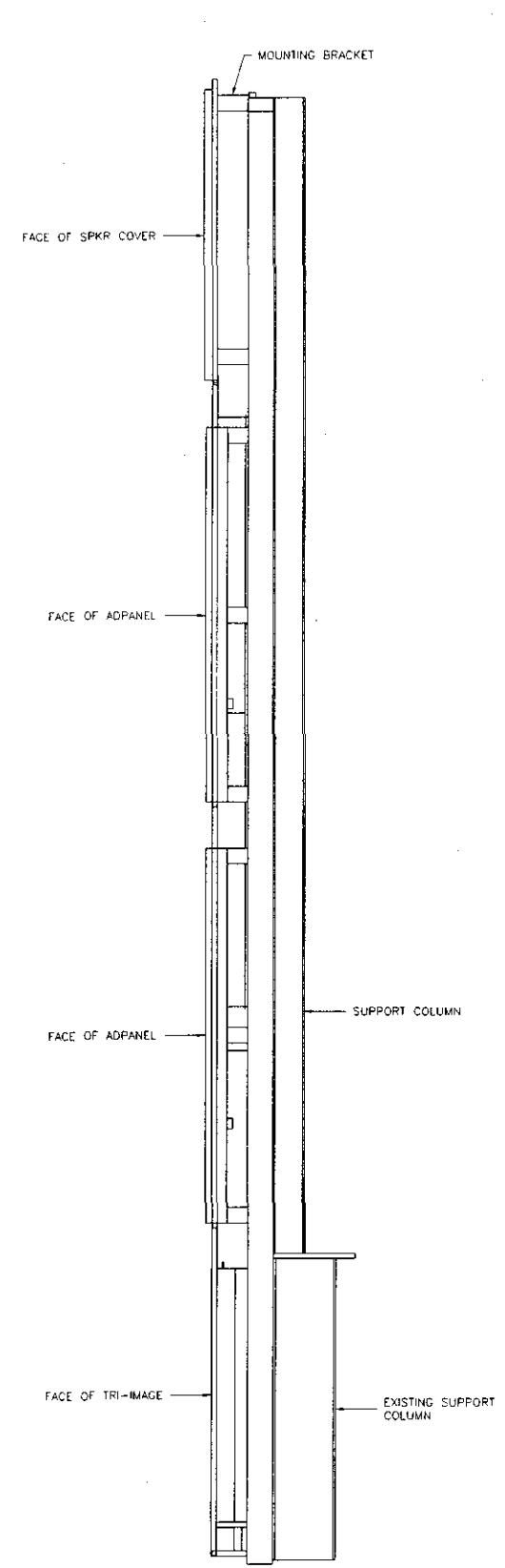
REVISION	BY	DATE
PRELIMINARY	LBJ	05/07/09
RELEASE FOR CONSTRUCTION	LBJ	05/27/09

© 1999 TRANS-LUX CORP. ALL RIGHTS RESERVED. THESE DOCUMENTS ARE THE PROPERTY OF TRANS-LUX CORP. AND MAY NOT BE USED OR COPIED WITHOUT WRITTEN CONSENT.

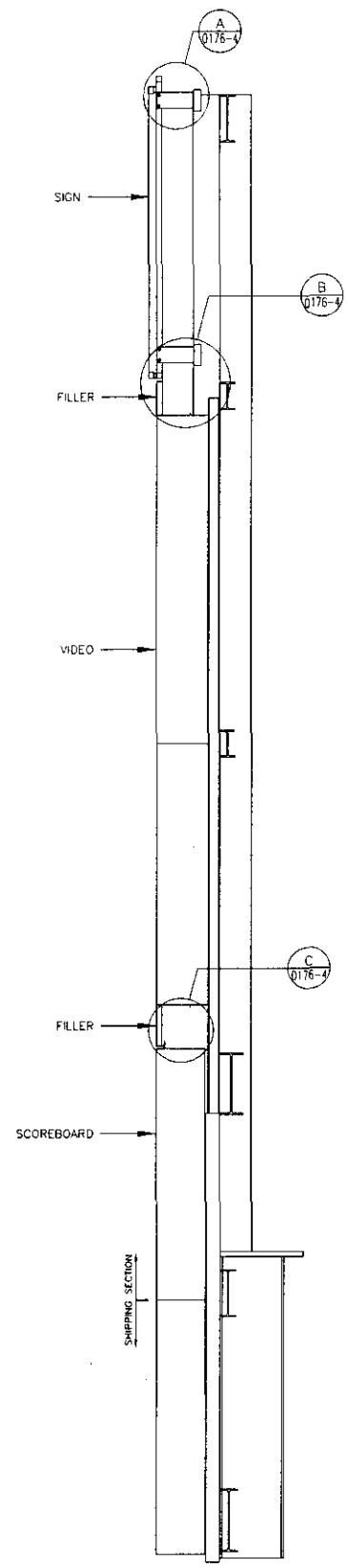
ise
 INTEGRATED SYSTEMS ENGINEERING, INC.
 A **Fairtron** Company
 1000 W. MAIN ST. SUITE 100
 LOUISVILLE, KY 40203
 (502) 261-1111
 WWW.ISE-INC.COM

Fairtron
 DIVISION OF TRANS-LUX MIDWEST CORP.
 A **Fair-Play** Company
 1000 W. MAIN ST. SUITE 100
 LOUISVILLE, KY 40203
 (502) 261-1111
 WWW.FAIRTRON.COM

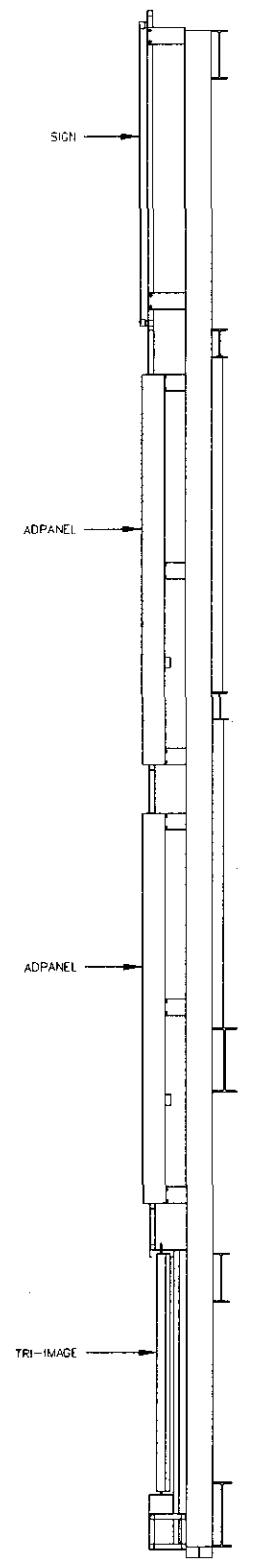
DESCRIPTION SHEET



SIDE ELEV. (3/8"=1'-0")



SECTION A (3/8"=1'-0")



SECTION B (3/8"=1'-0")

© 1999 TRANS-LUX CORP. ALL RIGHTS RESERVED. THESE DOCUMENTS ARE THE PROPERTY OF TRANS-LUX CORP. AND MAY NOT BE USED OR COPIED WITHOUT PRIOR WRITTEN CONSENT.

UNIVERSITY OF KENTUCKY
 LOUISVILLE, KY
 TITLE: AUX. SCOREBOARD INSTALLATION SCHEME SECTIONS
 PROJECT: 1000
 DRAWN BY: LBJ
 CHECKED BY: LBJ
 DATE: 05/07/99
 REVISION DATE:



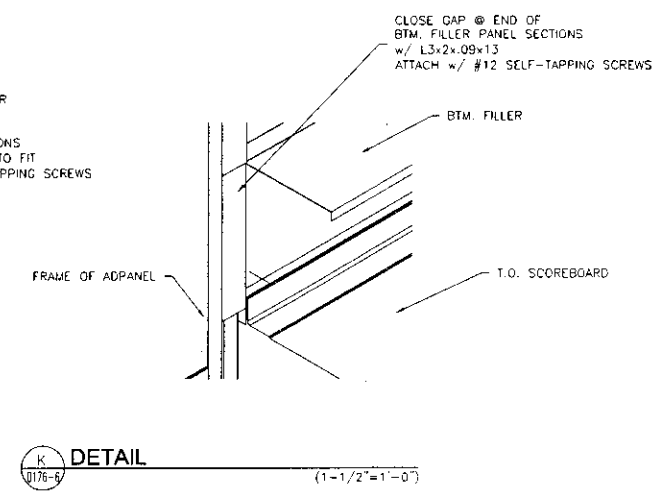
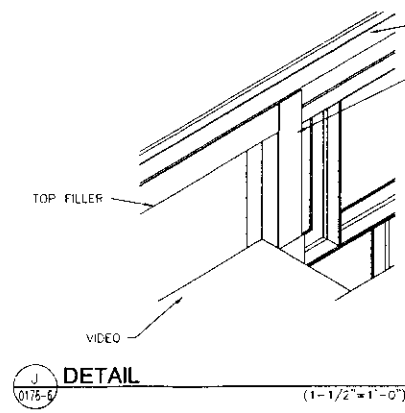
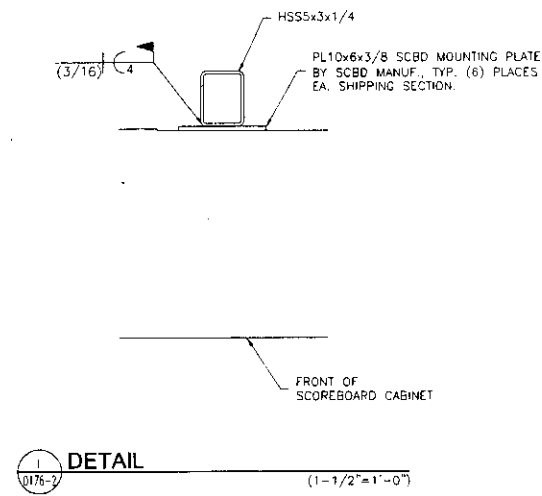
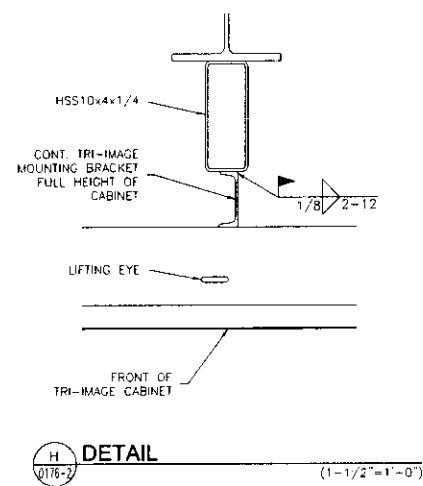
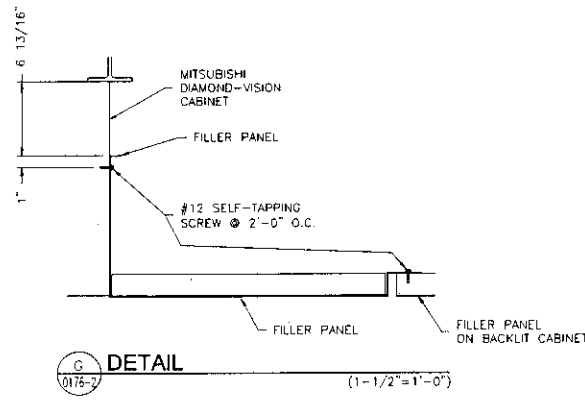
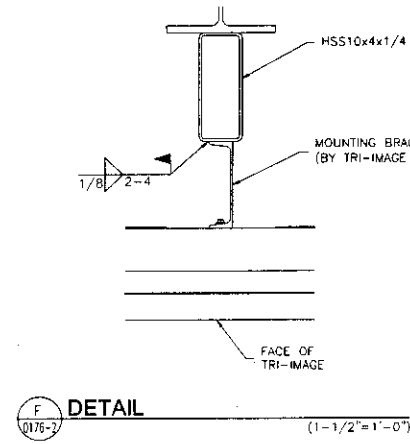
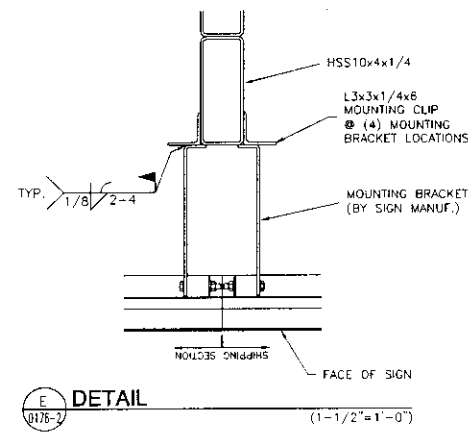
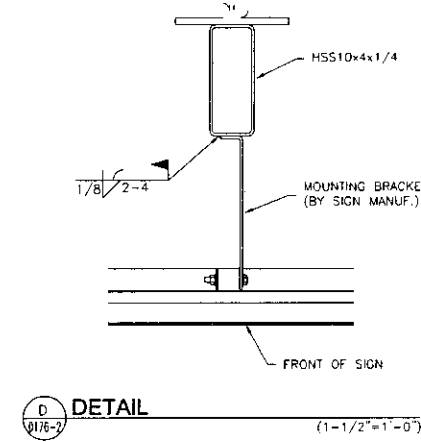
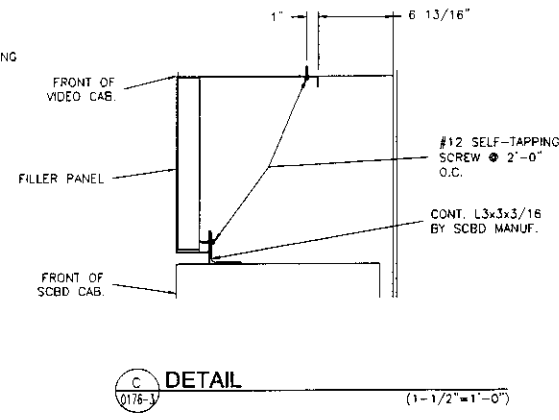
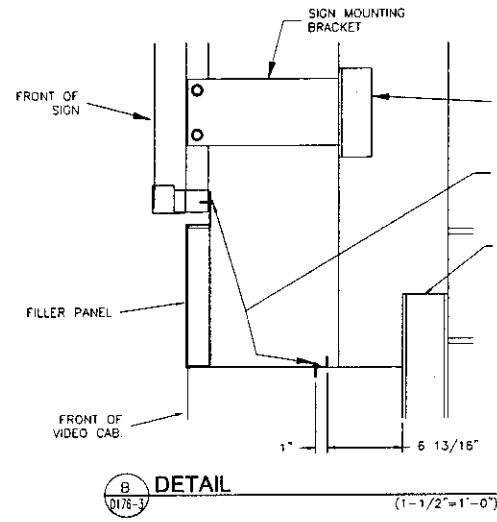
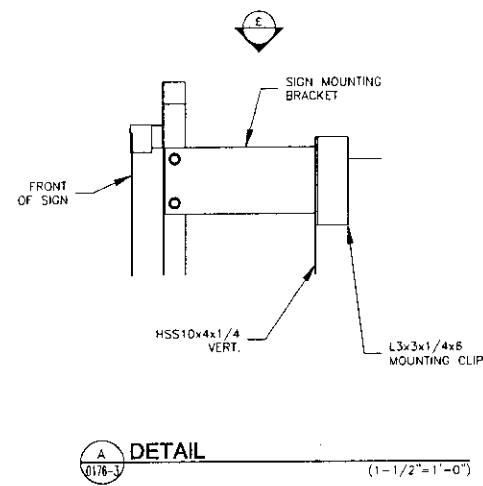
REVISION
 PRELIMINARY
 RELEASE FOR CONSTRUCTION

BY: LBJ
 DATE: 05/07/99

ISE
 INTEGRATED SYSTEMS ENGINEERING, INC.
 A TRANS-LUX Company
 CORPORATE OFFICES
 100 MAIN ST. SUITE 100
 LOUISVILLE, KY 40202

Fairtron
 DIVISION OF TRANS-LUX MIDWEST CORP.
 A TRANS-LUX Company
 CORPORATE OFFICES
 100 MAIN ST. SUITE 100
 LOUISVILLE, KY 40202

SY-0176-3



© 1990 TRANS-LUX CORP. ALL RIGHTS RESERVED. THESE DOCUMENTS ARE THE PROPERTY OF TRANS-LUX CORP. AND MAY NOT BE USED OR COPIED WITHOUT PRIOR WRITTEN CONSENT.

ENGINEER STAMP

UNIVERSITY OF KENTUCKY
 LOUISVILLE, KY
 THE AUX. SCOREBOARD
 INSTALLATION SCHEME
 DETAILS

REVISION
 PRELIMINARY
 RELEASE FOR CONSTRUCTION

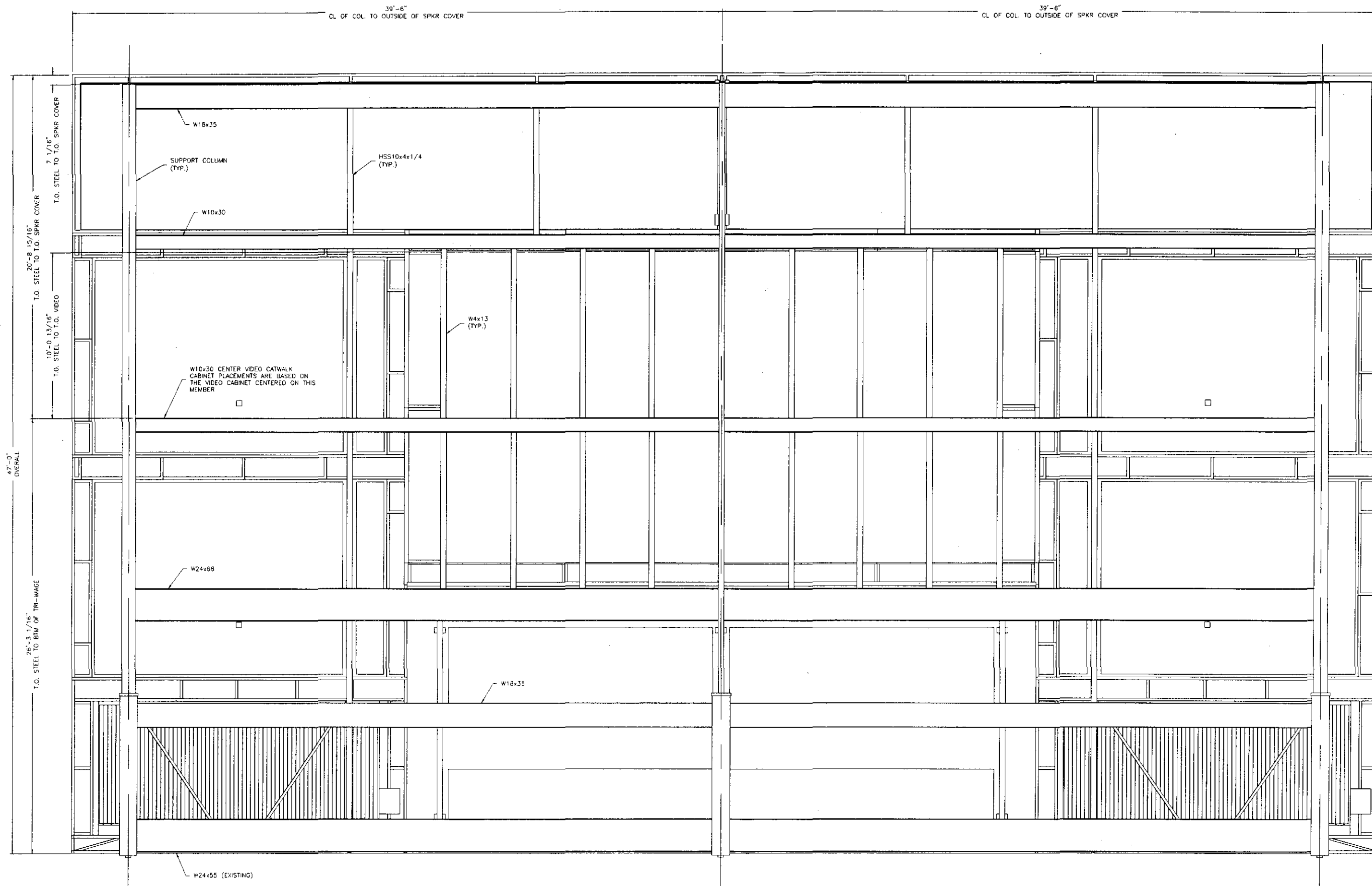
BY DATE
 LBJ 05/01/89
 LBJ 05/27/89



Fairtron
 INTEGRATED SYSTEMS ENGINEERING, INC.
 A TRANS-LUX Company
 1500 N. 10th St.
 Louisville, KY 40203
 (502) 581-1111

Fair-Play
 DIVISION OF TRANS-LUX INDUSTRIES CORP.
 A TRANS-LUX Company
 1500 N. 10th St.
 Louisville, KY 40203
 (502) 581-1111


Ise
 INTEGRATED SYSTEMS ENGINEERING, INC.
 A TRANS-LUX Company
 1500 N. 10th St.
 Louisville, KY 40203
 (502) 581-1111

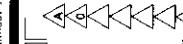


REAR ELEV.

© 1999 TRANS LUX CORP. ALL RIGHTS RESERVED. THESE DOCUMENTS ARE THE PROPERTY OF TRANS-LUX CORP. AND MAY NOT BE USED OR COPIED WITHOUT PRIOR WRITTEN CONSENT.

PROJECT
UNIVERSITY OF KENTUCKY
LOCATION
LOUISVILLE, KY
TITLE
AUX. SCOREBOARD
INSTALLATION SCHEME
REAR ELEVATION

PROJECT LOGO




REVISION
PRELIMINARY
RELEASE FOR CONSTRUCTION

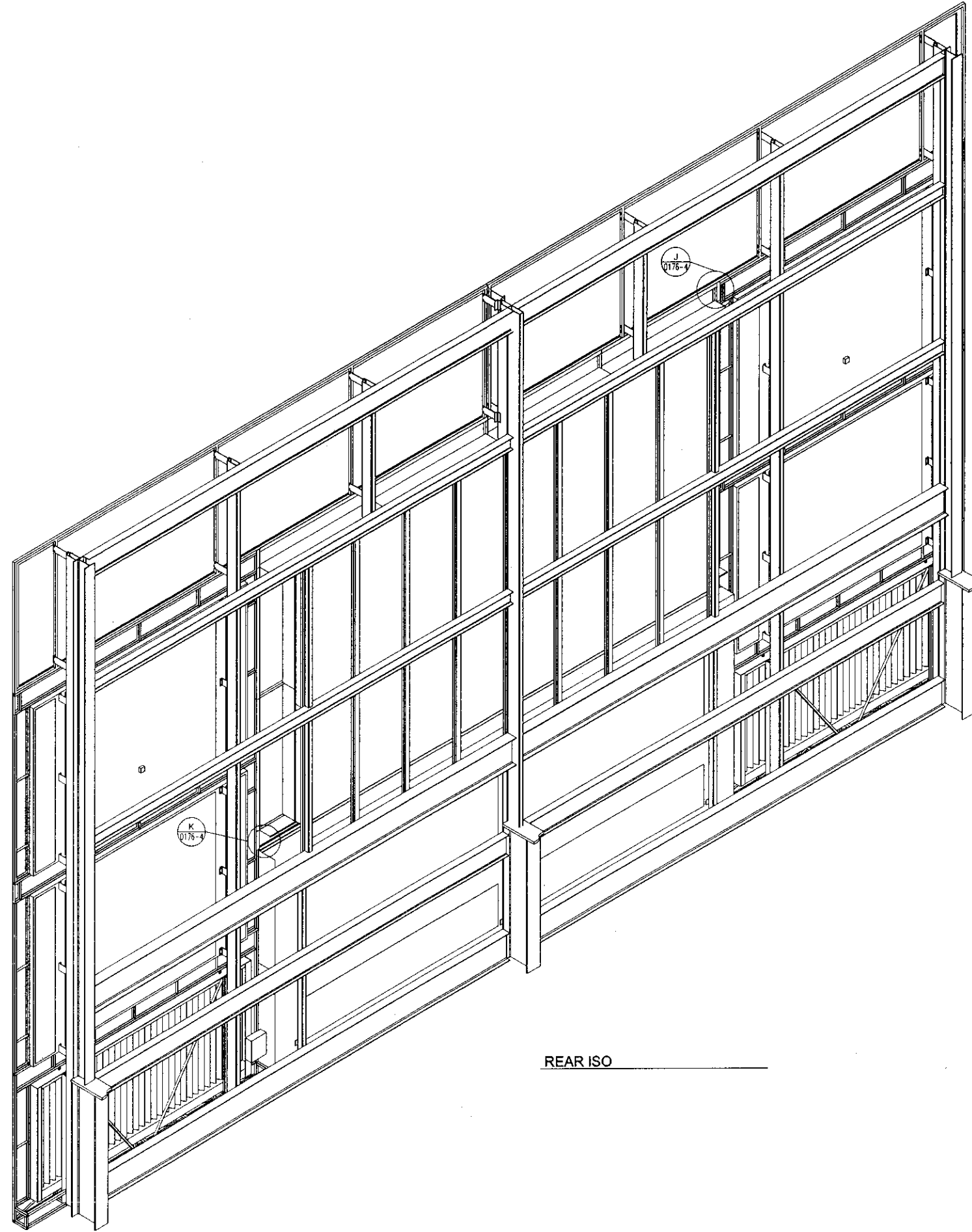
BY
LEJ 05/01/99
LBU 05/27/98

DATE

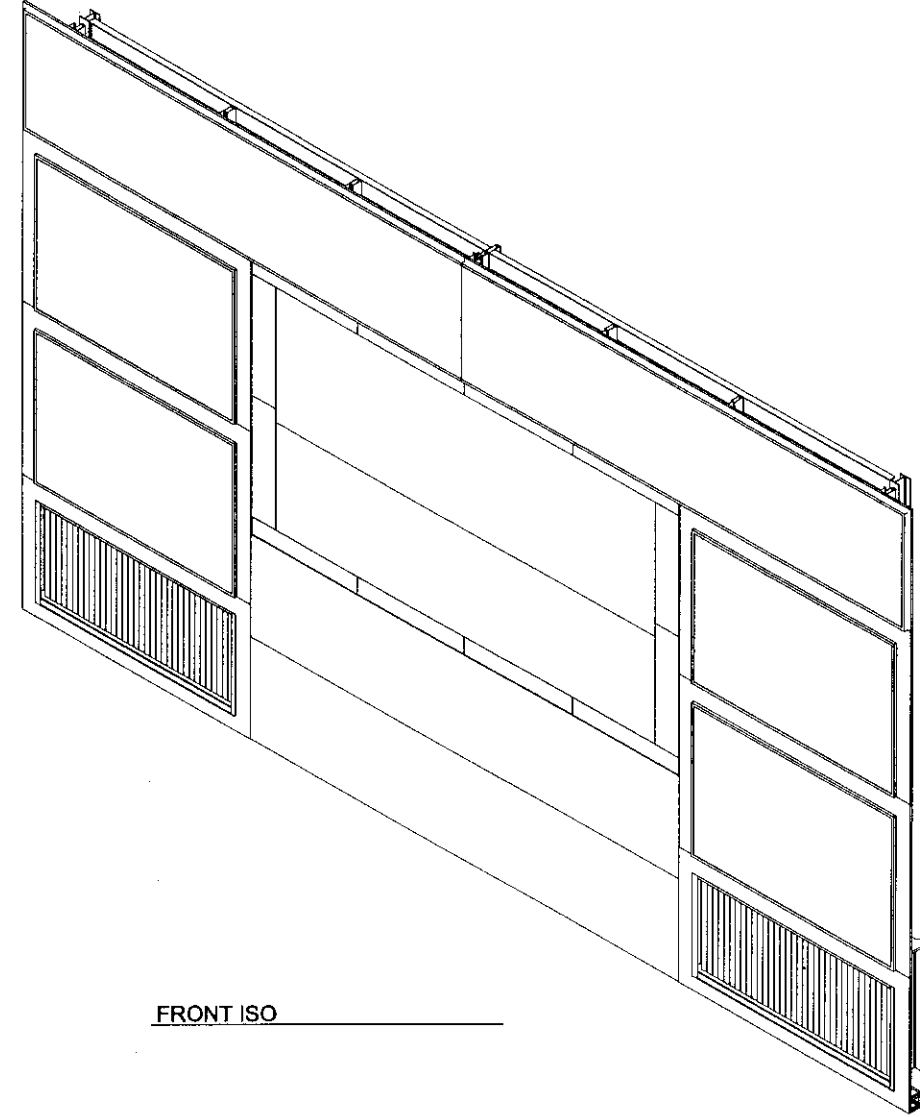
ISE
INTEGRATED SYSTEMS ENGINEERING, INC.
A **Fairtron** Company
CORPORATE OFFICES
1000 W. MARKET STREET
LOUISVILLE, KY 40203

Fairtron
DIVISION OF TRANS-LUX INDUSTRIES CORP.
A **Fair-Play** Company
CORPORATE OFFICES
1000 W. MARKET STREET
LOUISVILLE, KY 40203

SY-0176-5



REAR ISO



FRONT ISO

© 1989 TRANS-LUX CORP. ALL RIGHTS RESERVED. THESE DOCUMENTS ARE THE PROPERTY OF TRANS-LUX CORP. AND MAY NOT BE USED OR COPIED WITHOUT PRIOR WRITTEN CONSENT.

PROJECT
UNIVERSITY OF KENTUCKY
LOUISVILLE, KY
TITLE
AUX. SCOREBOARD
INSTALLATION SCHEME
ISOMETRIC VIEWS

DESIGNED BY
LBJ
05/01/89
RELEASE DATE



REVISION
PRELIMINARY
RELEASE FOR CONSTRUCTION

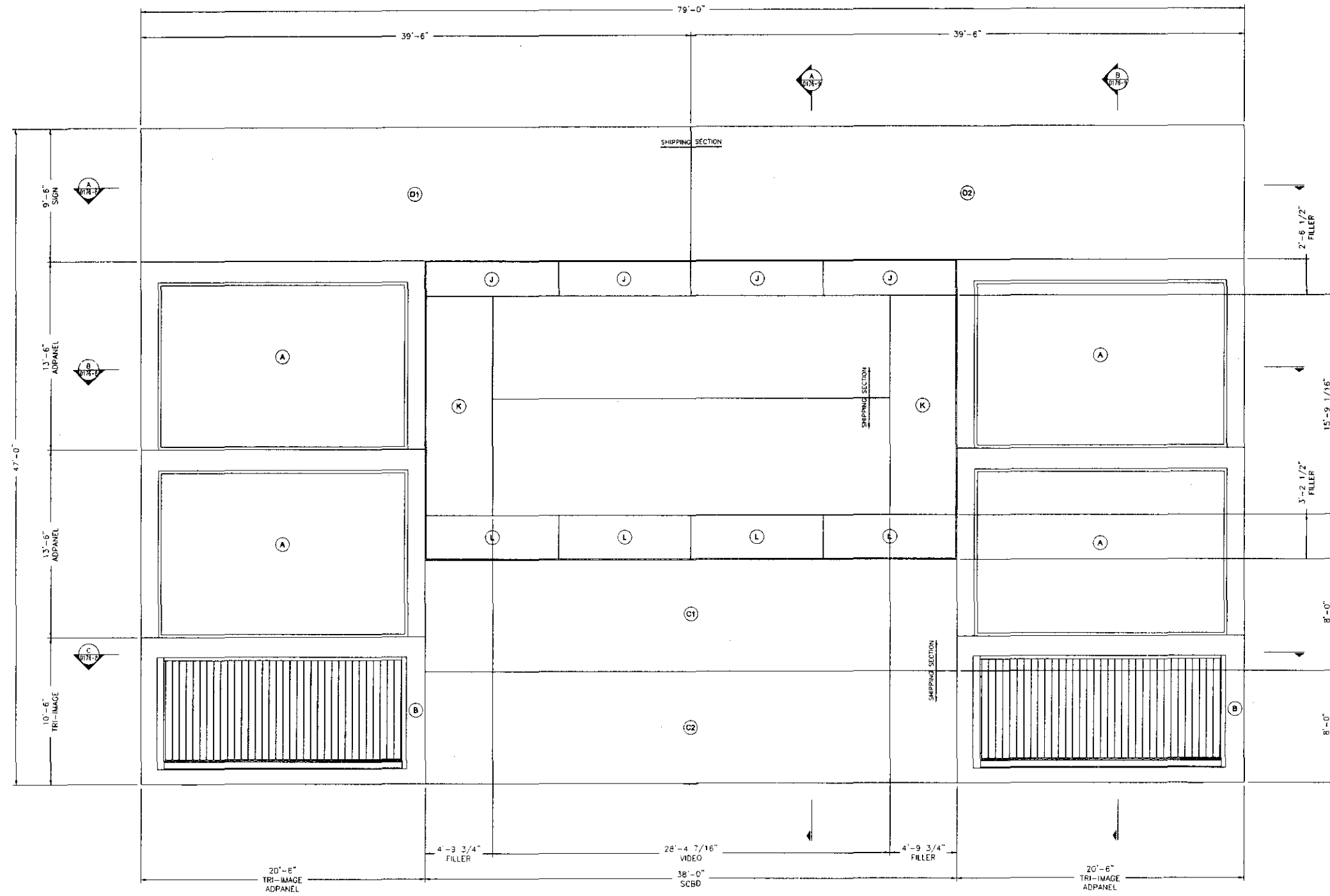
BY DATE
LBJ 05/01/89
LBJ 05/27/89

ise
INTEGRATED SYSTEMS ENGINEERS, INC.
A **TRANS-LUX** Company
CORPORATE OFFICES
1000 W. MAIN ST.
LOUISVILLE, KY 40202

Fairtron
DIVISION OF INTEGRATED SYSTEMS ENGINEERS, INC.
A **TRANS-LUX** Company
CORPORATE OFFICES
1000 W. MAIN ST.
LOUISVILLE, KY 40202

Fair-Play
DIVISION OF TRANS-LUX INDUSTRIES CORP.
A **TRANS-LUX** Company
CORPORATE OFFICES
1000 W. MAIN ST.
LOUISVILLE, KY 40202

PC 1 OF 1
DRAWING
SY-0176-6



FRONT ELEV. (1/4"=1'-0")

DESIGN DATA:

1. STRUCTURAL STEEL - A36.
2. WELD - E70XX ELECTRODES.
3. FABRICATION AND ERECTION IN ACCORDANCE W/ LATEST AWS AND ASC SPECIFICATIONS.

SIGN WEIGHTS:

1. ALL WEIGHTS ARE APPROXIMATE

SIGN	DESC.	WEIGHT
A	ADPANEL	1350
B	TRI-VISION	2250
C1	SCOREBOARD TOP SECTION	4500
C2	SCOREBOARD BTM SECTION	4500
D1	SIGN	2650
D2	SIGN	2650
J	TOP FILLER PANEL	50
K	SIDE FILLER PANEL	200
L	BTM FILLER PANEL	50

©1999 TRANS-LUX CORP. ALL RIGHTS RESERVED. THESE DOCUMENTS ARE THE PROPERTY OF TRANS-LUX CORP. AND MAY NOT BE USED OR COPIED WITHOUT PRIOR WRITTEN CONSENT.

PROJECT: UNIVERSITY OF KENTUCKY
 LOCATION: LOUISVILLE, KY
 TITLE: AUX. SCOREBOARD INSTALLATION SCHEME
 FRONT ELEVATION



REVISION
 PRELIMINARY
 RELEASE FOR CONSTRUCTION

BY: LBJ
 DATE: 05/01/99

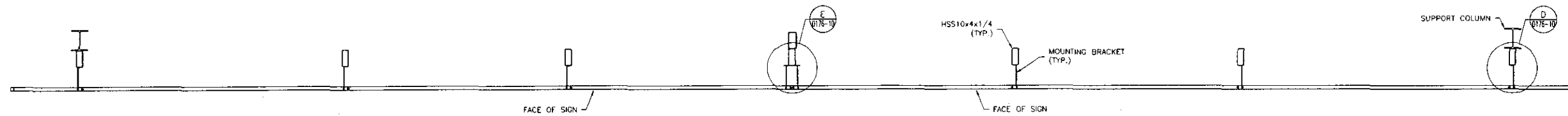
PROJECT LEAD: LBJ
 PROJECT LEAD: LBJ

FAIRTRON
 DIVISION OF INTEGRATED SYSTEMS ENGINEERING, INC.
 A TRANS-LUX COMPANY

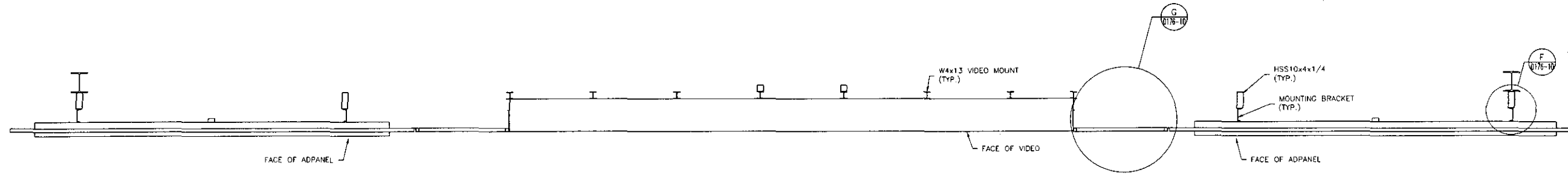
FAIR-PLAY
 DIVISION OF TRANS-LUX MIDWEST CORP.
 A TRANS-LUX COMPANY

SPONSOR'S STAMP

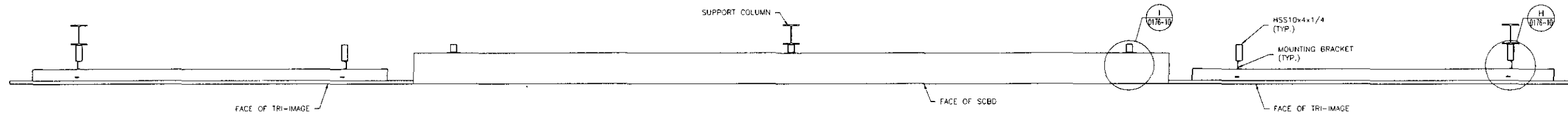
SY-0176-7



A PLAN @ SIGN
 (3/8"=1'-0")



B PLAN @ VIDEO
 (3/8"=1'-0")



C PLAN @ SCBD
 (3/8"=1'-0")

© 1999 TRANS-LUX CORP. ALL RIGHTS RESERVED. THESE DOCUMENTS ARE THE PROPERTY OF TRANS-LUX CORP. AND MAY NOT BE LOANED OR COPIED WITHOUT PRIOR WRITTEN CONSENT.

PROJECT: UNIVERSITY OF KENTUCKY
 LOCATION: LOUISVILLE, KY
 TITLE: AUX. SCOREBOARD INSTALLATION SCHEME
 PLAN VIEWS

PROJECT LONG
 DRAWN BY: LBJ
 CHECKED BY: LBJ
 DATE: 05/01/99
 RELEASE DATE

REVISION
 PRELIMINARY
 RELEASE FOR CONSTRUCTION

BY: LBJ
 DATE: 05/01/99
 BY: LBJ
 DATE: 05/01/99

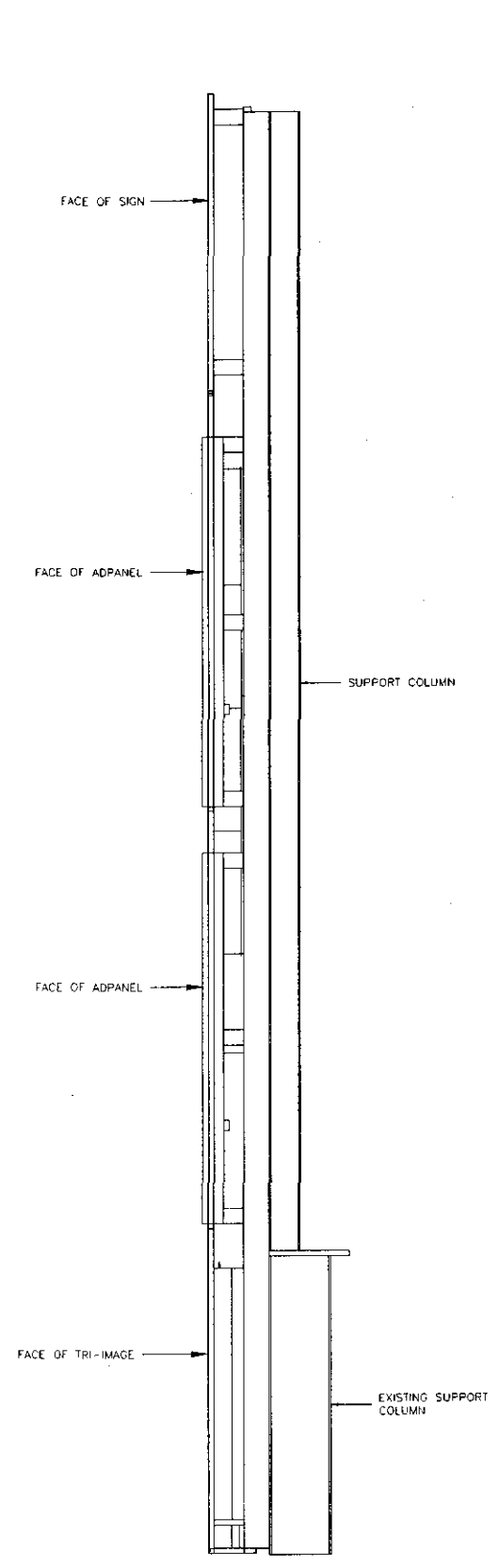
Ise
 INTEGRATED SYSTEMS ENGINEERING, INC.
 A TRANS-LUX COMPANY
 COMPANY OFFICES
 1001 N. 10TH ST.
 LOGAN, UT 84301

Fairtron
 DIVISION OF INTEGRATED SYSTEMS ENGINEERING, INC.
 A TRANS-LUX COMPANY
 COMPANY OFFICES
 1001 N. 10TH ST.
 LOGAN, UT 84301

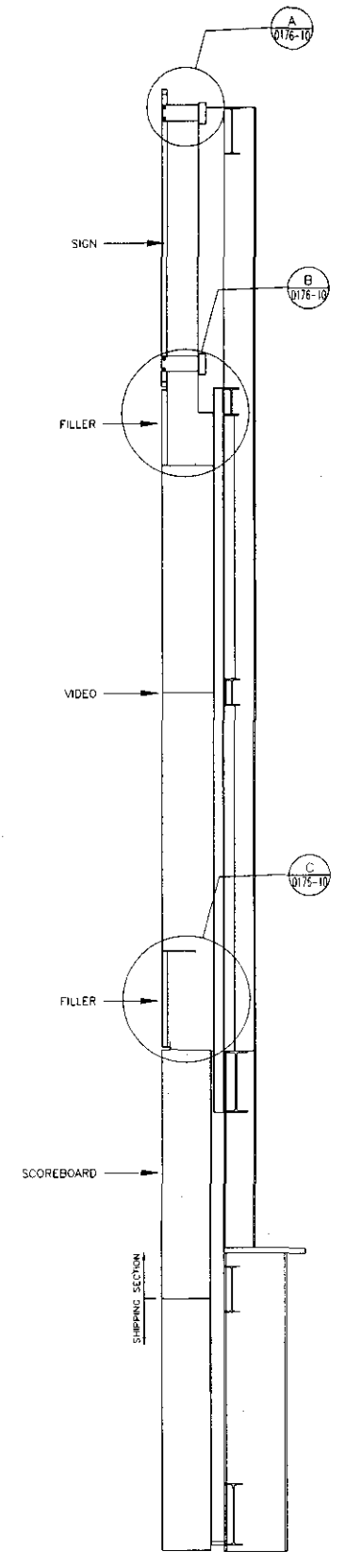
Fair-Play
 DIVISION OF TRANS-LUX MIDWEST CORP.
 A TRANS-LUX COMPANY
 COMPANY OFFICES
 1001 N. 10TH ST.
 LOGAN, UT 84301

SY-0176-8

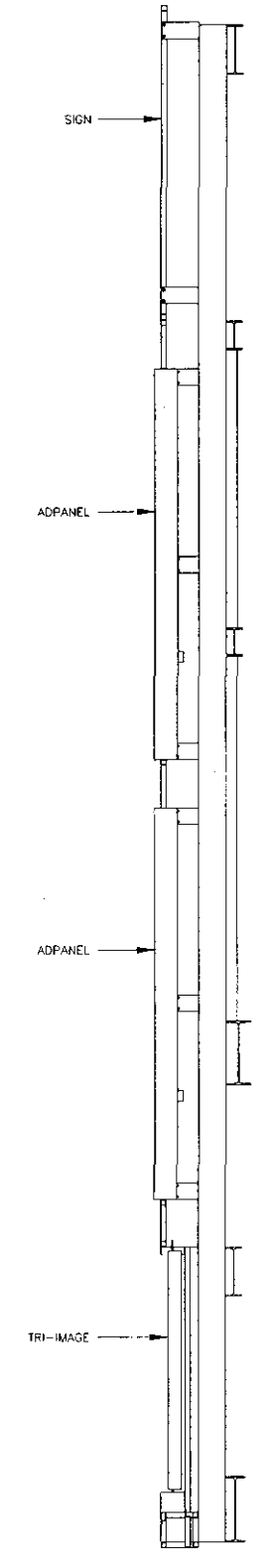
PG. 1 OF 1



SIDE ELEV. (3/8"=1'-0")



SECTION A (3/8"=1'-0")



SECTION B (3/8"=1'-0")

© 1994 TRANS-LUX CORP. ALL RIGHTS RESERVED. THESE DOCUMENTS ARE THE PROPERTY OF TRANS-LUX CORP. AND MAY NOT BE USED OR COPIED WITHOUT PRIOR WRITTEN CONSENT.

UNIVERSITY OF KENTUCKY
 PROJECT LOCATION: LOUISVILLE, KY
 PROJECT TITLE: AUX. SCOREBOARD INSTALLATION SCHEME SECTIONS
 DRAWN BY: LBJ
 CHECKED BY: LBJ
 DATE: 05/07/89
 RELEASE DATE: 05/07/89



REVISION
 PRELIMINARY
 RELEASE FOR CONSTRUCTION

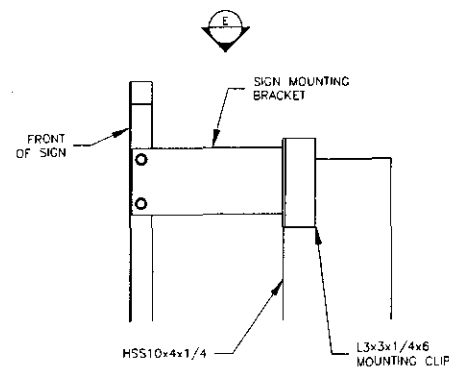
BY DATE
 LBJ 05/07/89
 LBJ 05/07/89

ise
 INTEGRATED SYSTEMS ENGINEERING, INC.
 A TRANS-LUX Company
 100 N. 2ND ST.
 LOUISVILLE, KY 40202

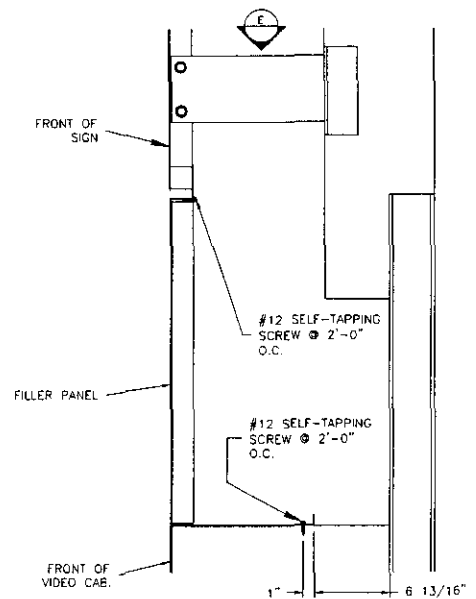
Fairtron
 DIVISION OF INTEGRATED SYSTEMS ENGINEERING, INC.
 A TRANS-LUX Company
 100 N. 2ND ST.
 LOUISVILLE, KY 40202

Fair-Play.
 DIVISION OF TRANS-LUX MIDWEST CORP.
 A TRANS-LUX Company
 100 N. 2ND ST.
 LOUISVILLE, KY 40202

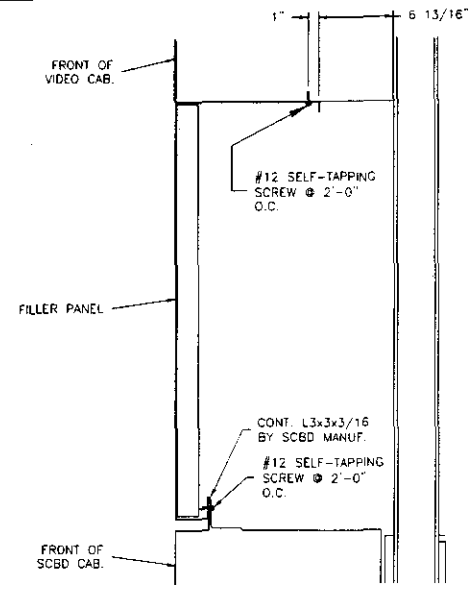
DESIGNER'S STAMP



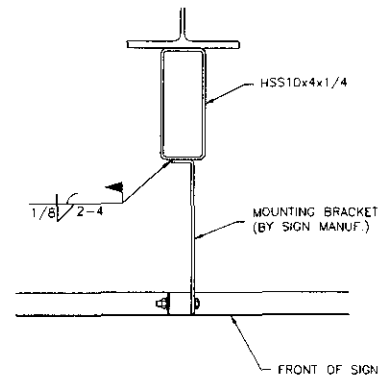
A DETAIL
 0176-9 (1-1/2"=1'-0")



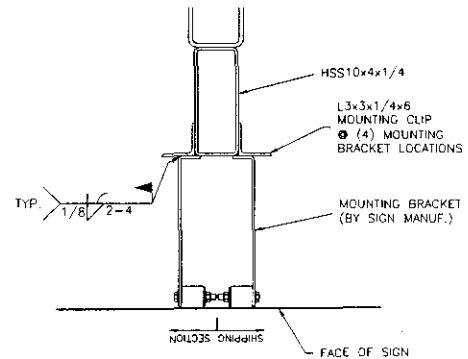
B DETAIL
 0176-5 (1-1/2"=1'-0")



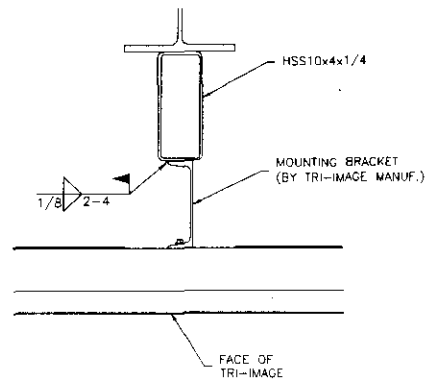
C DETAIL
 0176-3 (1-1/2"=1'-0")



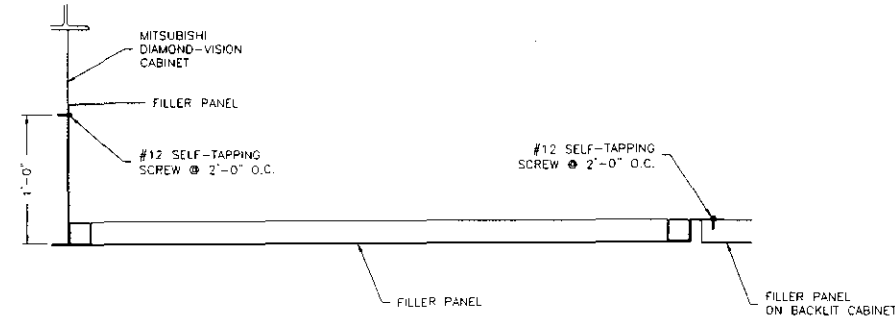
D DETAIL
 0176-8 (1-1/2"=1'-0")



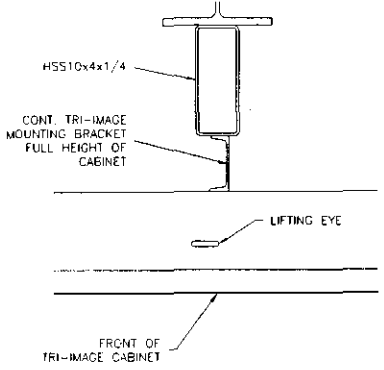
E DETAIL
 0176-5 (1-1/2"=1'-0")



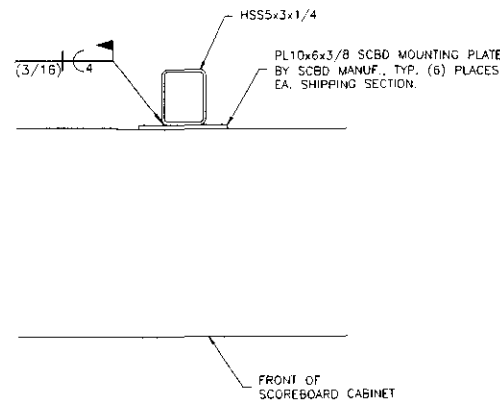
F DETAIL
 0176-5 (1-1/2"=1'-0")



G DETAIL
 0176-5 (1-1/2"=1'-0")



H DETAIL
 0176-5 (1-1/2"=1'-0")



I DETAIL
 0176-5 (1-1/2"=1'-0")

© 1999 TRANS-LUX CORP. ALL RIGHTS RESERVED. THESE DOCUMENTS ARE THE PROPERTY OF TRANS-LUX CORP. AND MAY NOT BE USED OR COPIED WITHOUT PRIOR WRITTEN CONSENT.

UNIVERSITY OF KENTUCKY
 THE AUX SCOREBOARD INSTALLATION SCHEME DETAILS
 PROJECT LOCATION: LOUISVILLE, KY
 DRAWN BY: LBJ
 DATE: 05/01/99
 RELEASE DATE:

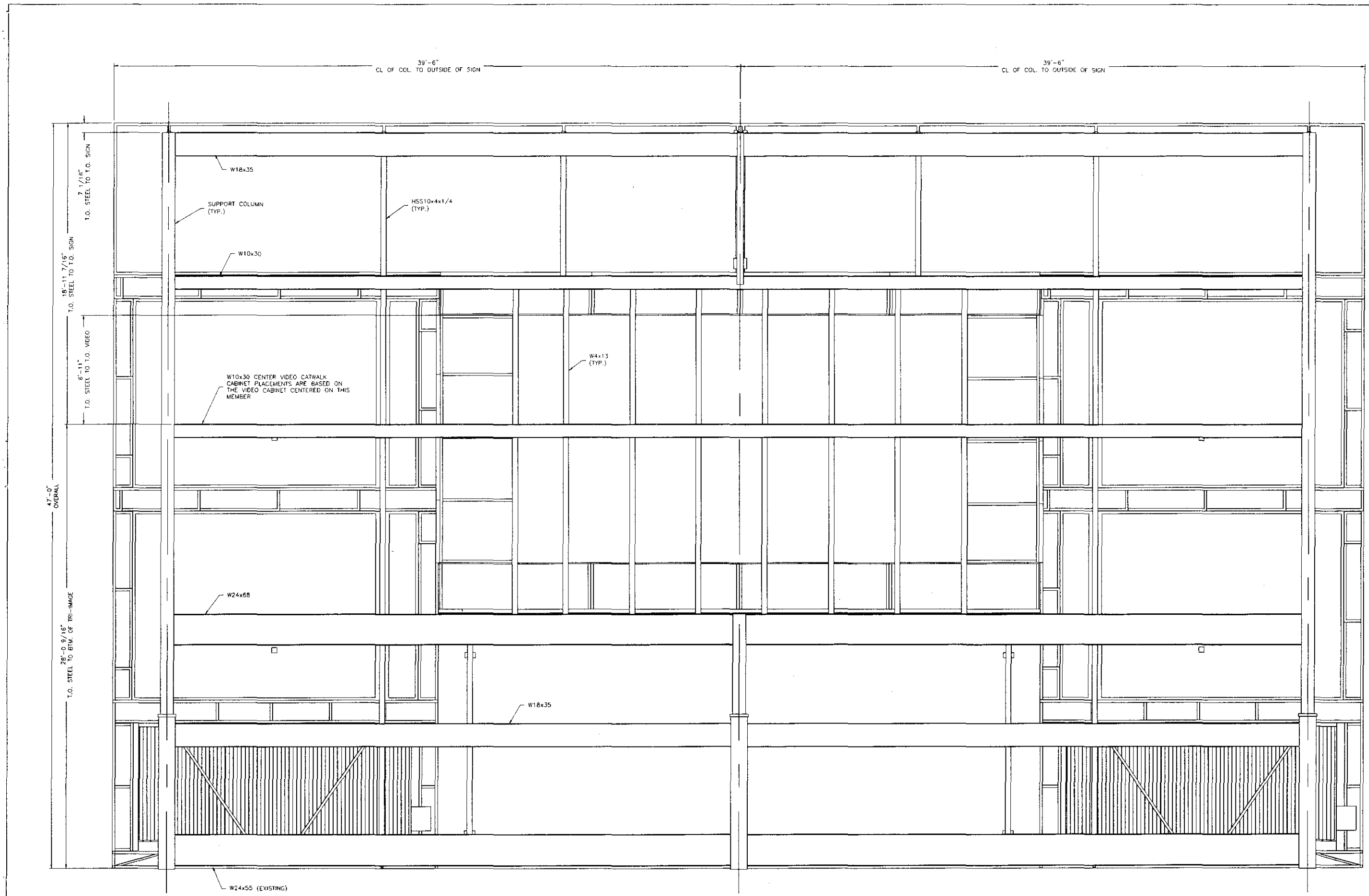
Fairtron
 DIVISION OF TRANS-LUX INDUSTRIES CORP.
 A TRANS-LUX Company
 INTEGRATED SYSTEMS ENGINEERING, INC.
 A TRANS-LUX Company
 CORPORATE OFFICES: LOUISVILLE, KY 40203
 LOCAL OFFICE:

ISE
 INTEGRATED SYSTEMS ENGINEERING, INC.
 A TRANS-LUX Company
 CORPORATE OFFICES: LOUISVILLE, KY 40203
 LOCAL OFFICE:

REVISION: PRELIMINARY
 BY: LBJ
 DATE: 05/01/99
 RELEASE FOR CONSTRUCTION:

PRODUCT: THE AUX SCOREBOARD
 PROJECT:

PG. 1 OF 1
 SY-0176-10



REAR ELEV.

© 1990 TRANS-LUX CORP. ALL RIGHTS RESERVED. THESE DOCUMENTS ARE THE PROPERTY OF TRANS-LUX CORP. AND MAY NOT BE USED OR COPIED WITHOUT PRIOR WRITTEN CONSENT.

SY-0176-11

UNIVERSITY OF KENTUCKY
 LOUISVILLE, KY
 PROJECT: AUX SCOREBOARD
 INSTALLATION SCHEME
 REAR ELEVATION



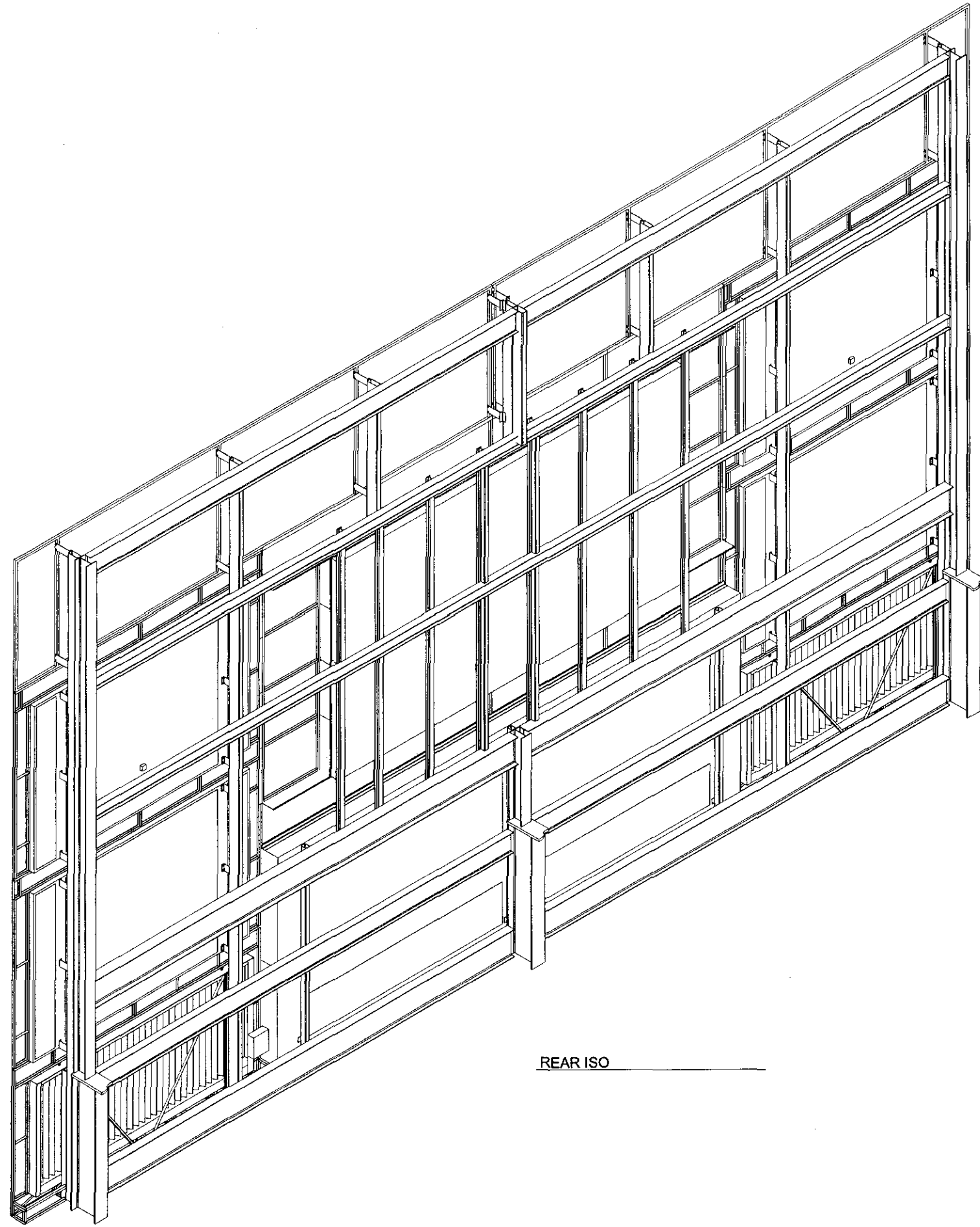
REVISION
 PRELIMINARY
 RELEASE FOR CONSTRUCTION

BY: LBJ
 DATE: 08/01/89

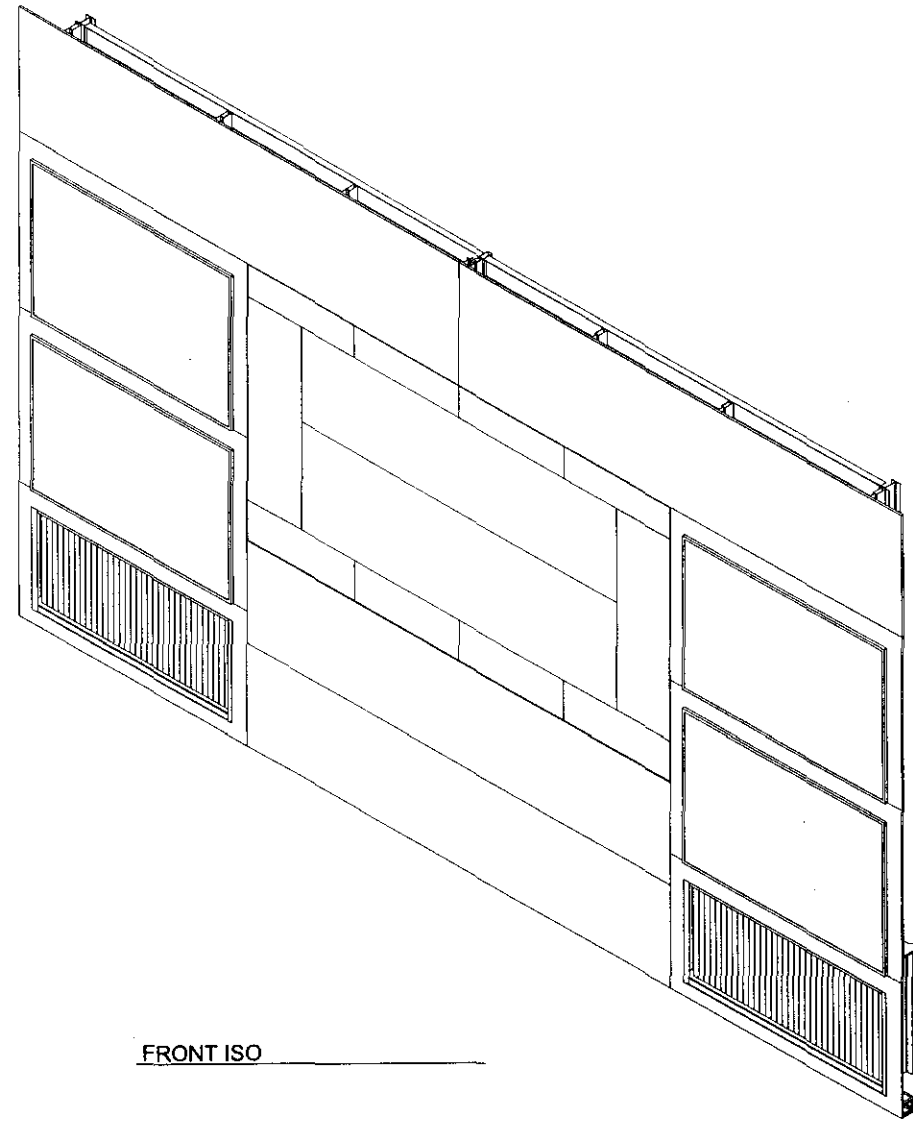
ISE
 INTEGRATED SYSTEMS ENGINEERING, INC.
 A TRANS-LUX Company
 CORPORATE OFFICES
 LOUISVILLE, KY 40211

Fairtron
 DIVISION OF INTEGRATED SYSTEMS ENGINEERING, INC.
 A TRANS-LUX Company
 CORPORATE OFFICES
 LOUISVILLE, KY 40211

Fair-Play
 DIVISION OF TRANS-LUX MIDWEST CORP.
 A TRANS-LUX Company
 CORPORATE OFFICES
 DES MOINES, IOWA 50317



REAR ISO

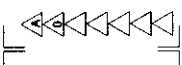


FRONT ISO

© 1991 TRANS-LUX CORP. ALL RIGHTS RESERVED. THESE DOCUMENTS ARE THE PROPERTY OF TRANS-LUX CORP. AND MAY NOT BE USED OR COPIED WITHOUT PRIOR WRITTEN CONSENT.

PROJECT: UNIVERSITY OF KENTUCKY
 LOCATION: LOUISVILLE, KY
 TITLE: AUX. SCOREBOARD INSTALLATION SCHEME
 ISOMETRIC VIEWS

PROJECT LEAD:
 DRAWN BY: LBJ
 DATE: 05/01/89
 RELEASE DATE:



REVISION
 PRELIMINARY
 RELEASE FOR CONSTRUCTION

BY: LBJ
 DATE: 05/01/89

ISE
 INTEGRATED SYSTEMS ENGINEERING, INC.
 A TRANS-LUX Company
 1800 N. 800 W.
 LOGAN, UT 84301

Fairtron
 DIVISION OF INTEGRATED SYSTEMS ENGINEERING, INC.
 A TRANS-LUX Company
 1800 N. 800 W.
 LOGAN, UT 84301

Fair-Play
 DIVISION OF TRANS-LUX MIDWEST CORP.
 A TRANS-LUX Company
 CORPORATE OFFICES
 1100 OLLIVANNE AVENUE
 OCEAN SPRING, FLORIDA 32957

PROJECT TEAM

SY-0176-12